

# UltraTouch™

Electrically Heated  
Antimicrobial

Comfort Touch™ Toilet Seat

Comfortable

Easy  
Cleaning

ECONOMICAL  
PLUG IT IN AND  
FORGET IT!

SAFE  
LOW VOLTAGE  
DESIGN

## Ultra Comfortable Heated Surface

- Heats to a comfortable 20°- 25° above average room temperature
- Durable
- Quick release hinge
- Dishwasher safe !



## Antimicrobial-Fresh

An effective antimicrobial built into the seat resists the growth of odor causing bacteria, fungi, molds and mildew. Preserves product freshness.

## SAFE

Sealed 12 Volt design and  
UL listed fused transformer  
Ensures Family Safety

# UltraTouch

## Important Information

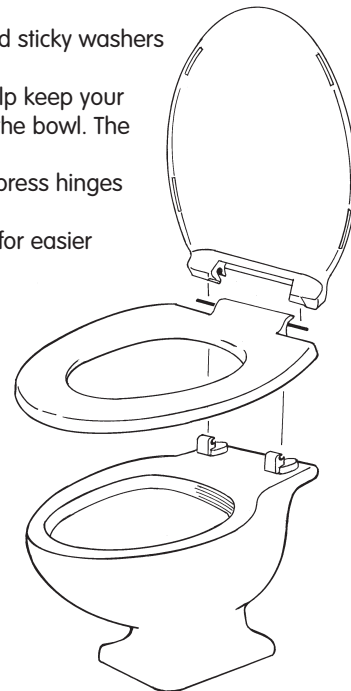
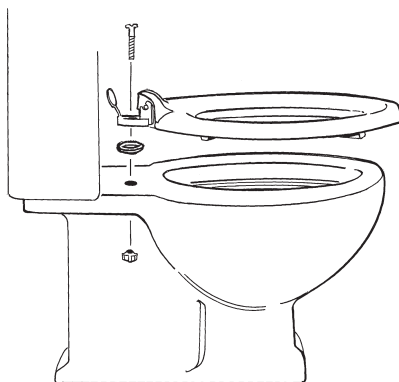
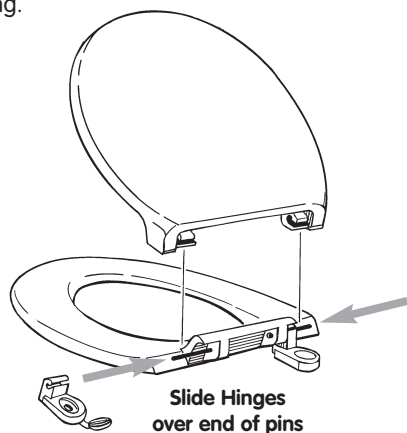
Please read instructions thoroughly before installation to maximize your satisfaction with the features of your new **UltraTouch™** toilet seat

1. Remove old seat and lid assembly from toilet. Clean and dry toilet surfaces.
2. Assemble UltraTouch seat by sliding the hinges over the end of the pins on the seat first, then snap the lid into place.

3. For proper alignment, assemble the seat, lid and hinges together, then apply two sided sticky washers to bottom side of hinges before placing seat assembly on toilet.

Note: Using the supplied two-sided sticky washers between toilet surface and hinges will help keep your new seat positioned where it was originally placed. Use caution when first aligning seat with the bowl. The washers are very sticky and are difficult to move once in place.

4. Carefully align seat with toilet bowl with bolts placed through hinges and holes in bowl, then press hinges down firmly so they stick in place. Thread nuts onto bolts and tighten securely.
5. Your new UltraTouch seat and/or lid can now be conveniently snapped to and from the hinges for easier cleaning.



6. Plug it in and forget it. Low Voltage allows the cord to be safely extended and routed to hard to reach outlets using the supplied extension section. Additional extension sections are available directly from Hogue, Inc.

7. To maintain proper temperature it is necessary to keep the lid down when not in use. If a warmer seat is desired optional 16.5 and 18 volt transformers are available directly from Hogue, Inc.

**Care and Cleaning** Your new UltraTouch seat is made with durable high quality materials. For normal everyday use we recommend cleaning the seat with any common non-abrasive bathroom cleaner. We also recommend cleaning your UltraTouch seat in the dishwasher! The dishwasher is the best way to clean the UltraTouch seat but be sure to position the seat so the dishwasher rack doesn't

apply pressure on the top surface of the seat. For example, if you lay the seat upside down directly on the points of a metal rack the heat may leave dimples in the surface. If this happens the dimples should come out on there own during another hot dishwasher cycle.

Although any household cleaner can be used safely on the seating surface including abrasive cleansers, Do NOT use an abrasive cleanser on the lid or underside of the seat as it may scratch the surface.

For further information contact:

**HOGUE®**

PO Box 91360, Henderson, NV 89009  
800-438-4747 • [www.heatedtoiletseat.com](http://www.heatedtoiletseat.com)

UltraTouch is a trademark of Hogue Inc. Seats are covered by patent numbers 6,154,892 and 6,347,415 with further U.S. and foreign patents pending