

**RAISING THE BAR**





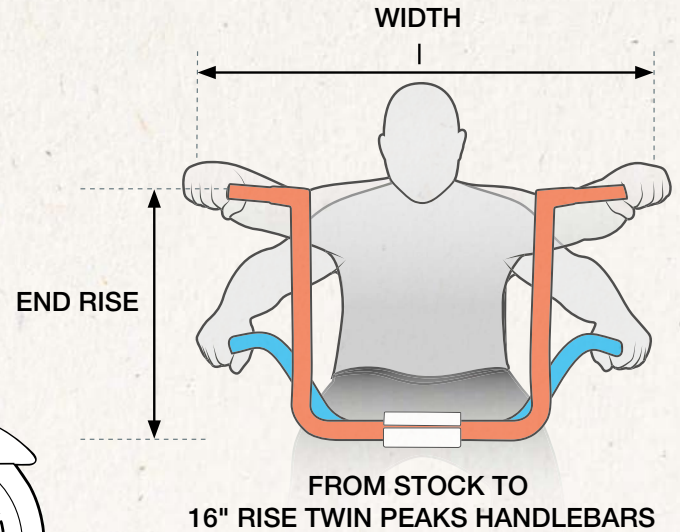
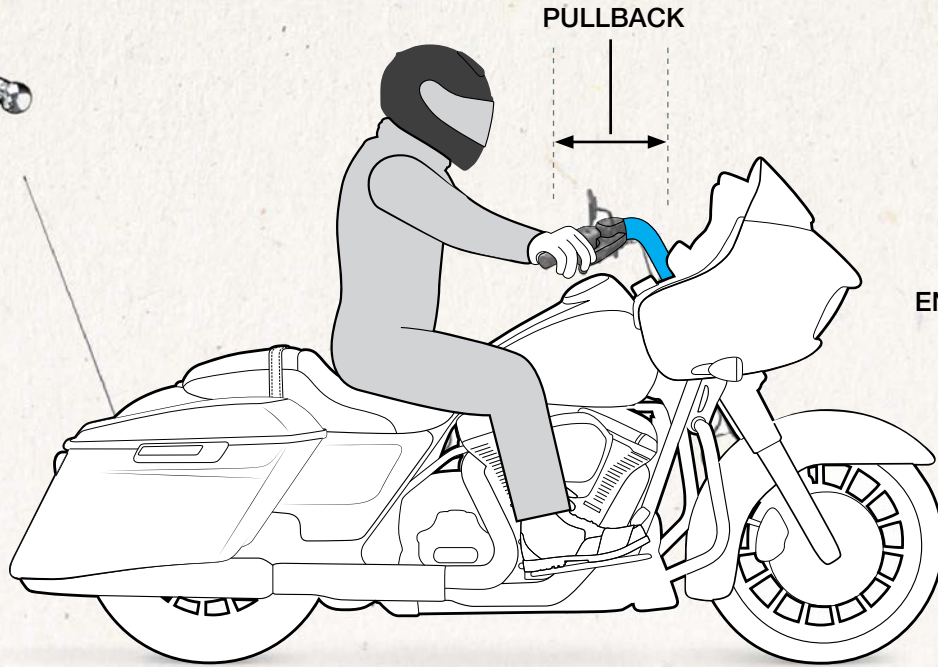
Every time you get on your **motorcycle**, the handlebars connect you to go beyond stock and make it **your ride**. That's why we offer a large inventory of parts: **handlebars**, **risers**, **cables**, all designed to customize your ride to give you **style** and **comfort**.

From classic styled Beach bars, to our **ultra-comfortable** Twin Peaks, our **bars**, **risers** and **cables** can help you **FIND YOUR PERFECT RIDING STANCE**.





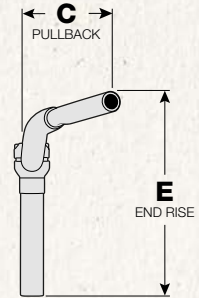
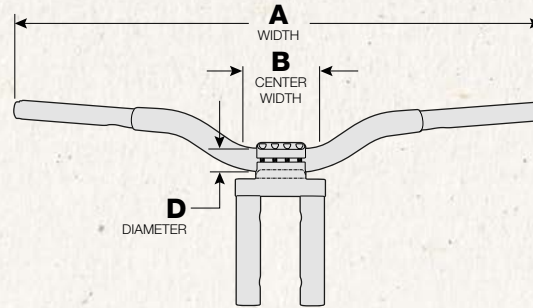
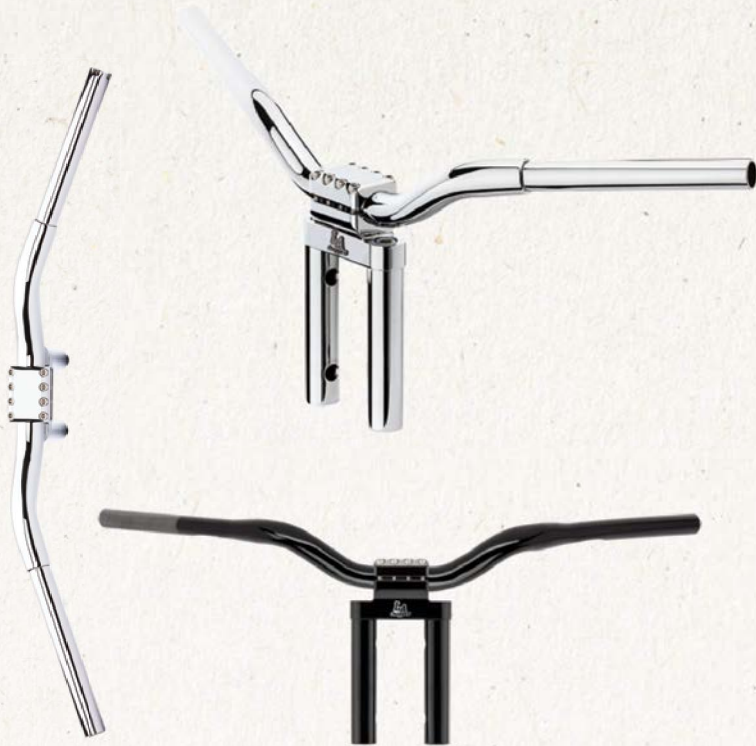
# FINDING THE PERFECT SET OF HANDLEBARS



The following are all trademarks of The Harley Davidson Motor Company:  
Sportster, Softail, Dyna, Wide-Glide, Street Glide, Road Glide, Road King, Fat Bob, Tri-Glide



# 1-1/4" KAGE FIGHTER-T HANDLEBARS



## BUILT FOR LANE SPLITTING STREET RIDING

- Double walled 1-1/4" MX style bars made of USA high strength steel
- 8 bolt billet aluminum clamp
- Available with and without riser pullback
- Multiple riser heights
- 3-1/2" on-center risers
- Bars designed for internal wiring
- Parts available separately
- Optional Stainless Steel top bar



ALL CABLE FITMENTS AT:

[HANDLEBARCABLES.COM](http://HANDLEBARCABLES.COM)

END-RISES AVAILABLE (E)

6" 8" 10" 12" 14"

FINISHES



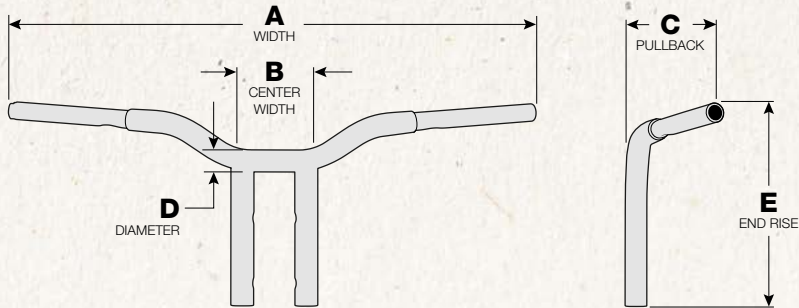
FLY-BY-WIRE



COMPATIBLE



# 1-PIECE KAGE FIGHTER-T HANDLEBARS



## THE CLASSIC CLUB STYLE LOOK

- Double walled 1-1/4" MX style bars made of USA high strength steel
- One-Piece welded on risers, 3-1/2" on-center
- Available with and without riser pullback
- Multiple riser heights available
- Designed for internal wiring
- 30.5" overall width



FLY-BY-WIRE



COMPATIBLE

FINISHES



END-RISES AVAILABLE (E)

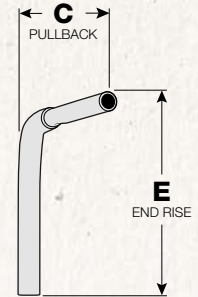
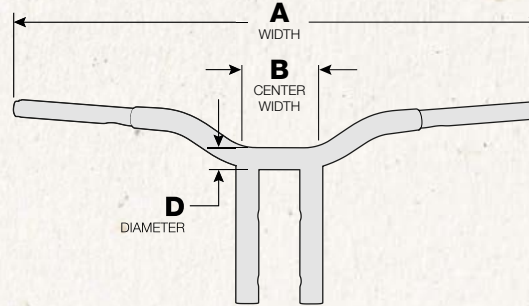

8" 10" 12" 14" 16"

ALL CABLE FITMENTS AT:

[HANDLEBARCABLES.COM](http://HANDLEBARCABLES.COM)



# STAINLESS KAGE FIGHTER-T HANDLEBARS



## THE CLASSIC CLUB STYLE LOOK

- Double walled 1-1/4" MX style bars made of USA high strength steel
- One-Piece welded on risers, 3-1/2" on-center
- Available with and without riser pullback
- Multiple riser heights available
- Designed for internal wiring
- 30.5" overall width



ALL CABLE FITMENTS AT:

[HANDLEBARCABLES.COM](http://HANDLEBARCABLES.COM)

END-RISES AVAILABLE (E)

10" 12" 14"

FINISHES



FLY-BY-WIRE



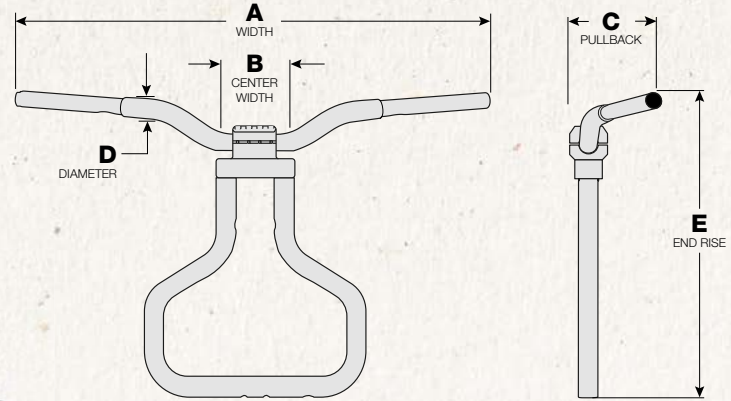
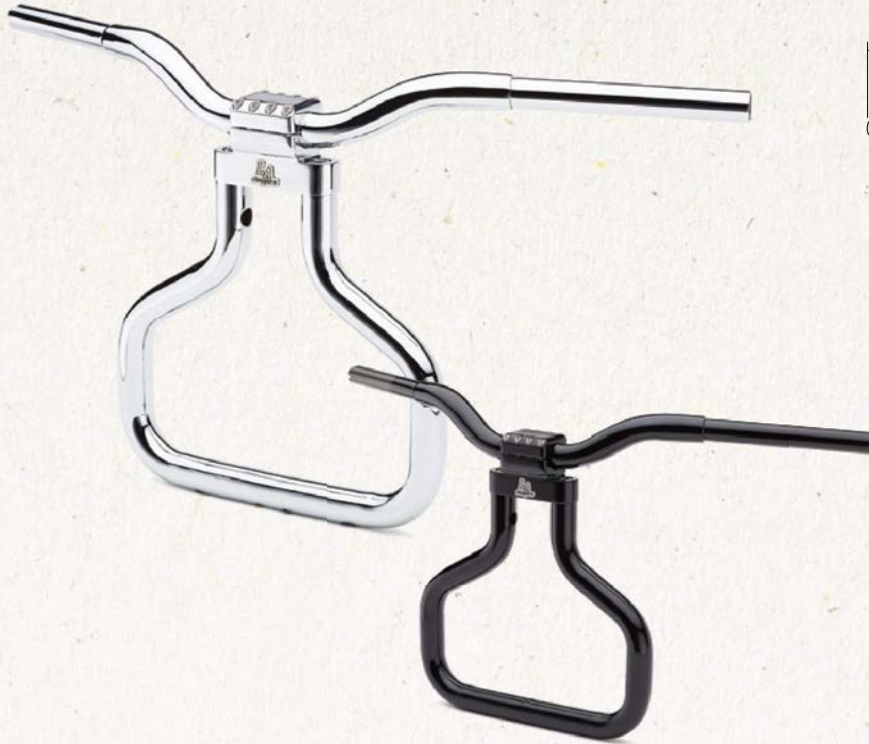
COMPATIBLE



Hardly  
Dangerous

PROPER BAGGERS

# ROAD GLIDE KAGE FIGHTER HANDLEBARS



## DOUBLE WALLED 1-1/4" ROAD GLIDE T-BARS

- Designed specifically for 2015 and newer Road Glides
- T-Bar look without modifying your instrument cluster!
- Handlebar wraps around gauges, uses stock handlebar mount/riser
- 8 bolt billet aluminum top clamp
- Available in 14", 16", and 18" end rises
- Designed for internal wiring
- Black and Chrome finish options



ALL CABLE FITMENTS AT:

[HANDLEBARCABLES.COM](http://HANDLEBARCABLES.COM)

END-RISES AVAILABLE (E)

14" 16" 18"

FINISHES




FLY-BY-WIRE



COMPATIBLE

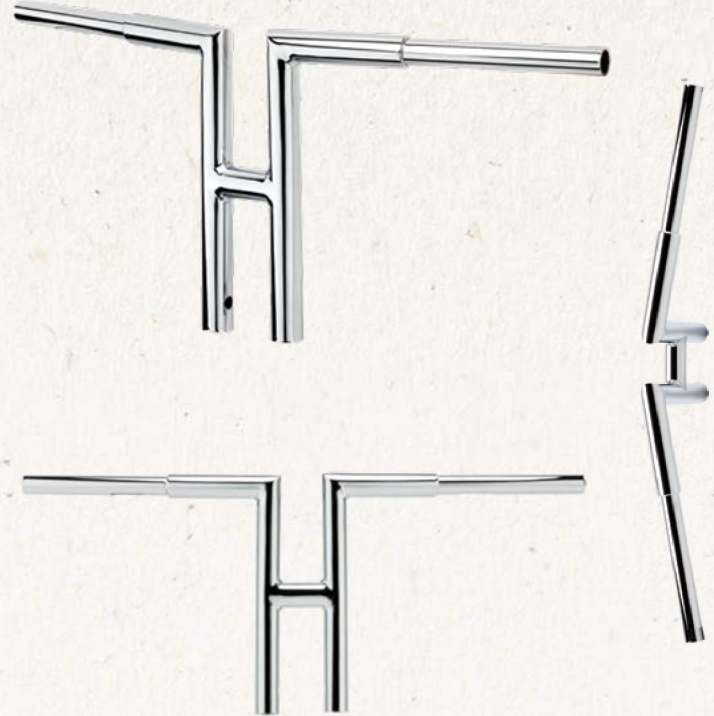
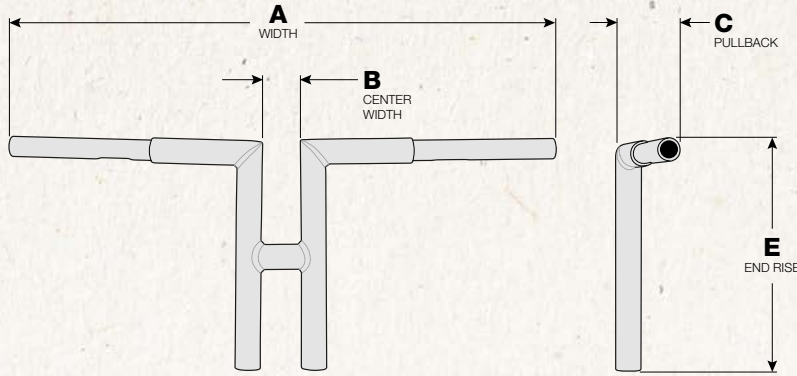








# 1-1/4" MITER-T HANDLEBARS



## UNIVERSAL FIT, A GREAT LOOK FOR SOFTTAILS, DYNA'S, FXR'S & SPORTSTERS

- Made with high-strength 1-1/4" diameter steel tubing
- Precision welded for strength; welds are polished for a seamless appearance
- 3-1/2" on-center risers
- Drilled for internal wiring
- Accepts stock controls
- Optional gauge re-locators available

FLY-BY-WIRE



FINISHES



END-RISES AVAILABLE (E)

10"

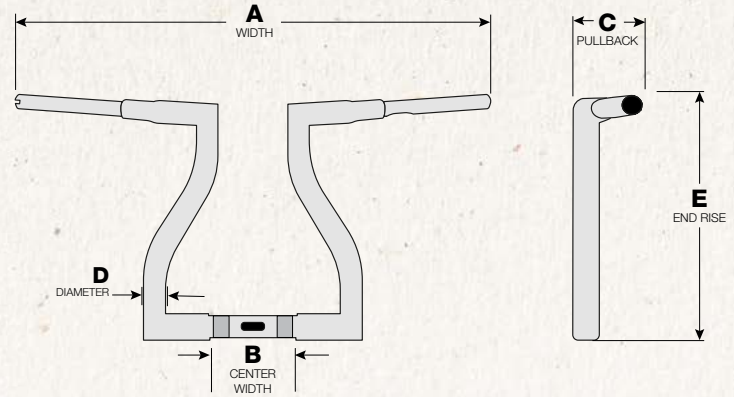
12"

ALL CABLE FITMENTS AT:

[HANDLEBARCABLES.COM](http://HANDLEBARCABLES.COM)



# THRESHER HANDLEBARS



## THRESHER HANDLEBARS FOR ROAD GLIDE'S

The new Thresher Bar from LA Choppers offers you the best of both worlds. That ape hanger look, with the aggressive feel of a T-Bar. At 30.5-inches wide with minimal pullback, no other bar of its kind offers the comfort and handling of the Thresher. On top of that, the 1.5-inch diameter properly compliments the proportions of the Road Glide®. Best of all, it installs easily and allows the rider to easily view the gauge cluster.



ALL CABLE FITMENTS AT:

[HANDLEBARCABLES.COM](http://HANDLEBARCABLES.COM)

END-RISES AVAILABLE (E)

12" 14" 16"

FINISHES



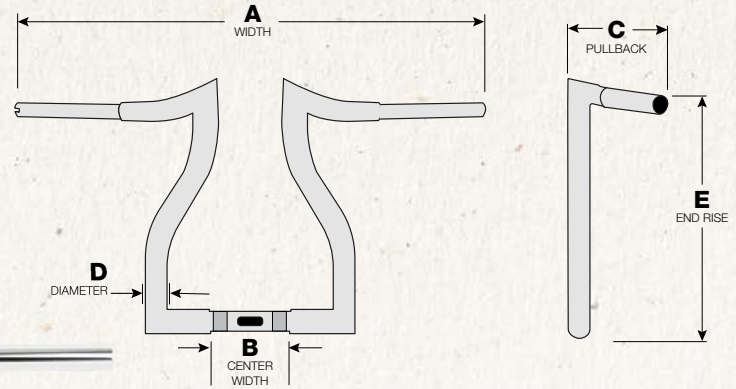
FLY-BY-WIRE



COMPATIBLE



# HAMMERHEAD HANDLEBARS



## APE HANGER LOOKS WITH A T-BAR FEEL

The new Hammerhead Bar from LA Choppers offers you the best of both worlds. That ape hanger look, with the aggressive feel of a T-Bar. At 30.5-inches wide with minimal pullback, no other bar of its kind offers the comfort and handling of the Hammerhead. On top of that, the 1.5-inch diameter properly complements the proportions of the Road Glide®. Best of all, it installs easily and allows the rider to easily view the gauge cluster.



ALL CABLE FITMENTS AT:

[HANDLEBARCABLES.COM](http://HANDLEBARCABLES.COM)

END-RISES AVAILABLE (E)

12" 14" 16"

FINISHES




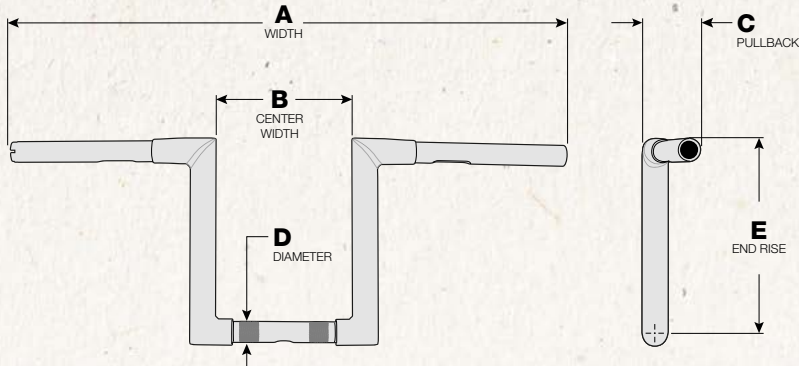
FLY-BY-WIRE



COMPATIBLE



# 1"/1-1/4" OLD SCHOOL HANDLEBARS



## OLD SCHOOL BARS AVAILABLE IN MANY STYLES

- Made with high-strength steel tubing in 1" and 1-1/4" diameters
- Precision welded for strength; welds are polished for seamless appearance
- Drilled for internal wiring
- PART #0601-2311 features laser-cut web design adds style and strength
- *NOTE: Not for use with stock risers and handlebar clamp/ gauge mount on XL 883C/ 1200C models.*

FLY-BY-WIRE



COMPATIBLE

FINISHES



END-RISES AVAILABLE (E)

6"

8"

10"

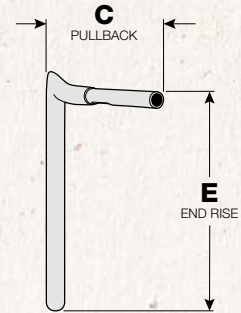
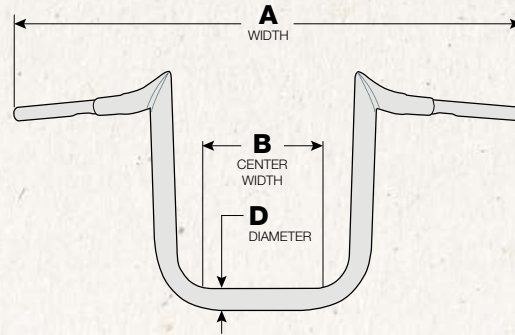
12"

ALL CABLE FITMENTS AT:

[HANDLEBARCABLES.COM](http://HANDLEBARCABLES.COM)



# 1-1/2" GRANDE PRIME APE HANDLEBARS



## 1-1/2" PRIME APE'S FOR SOFTAIL, DYNA, SPORTSTER, AND ROAD GLIDE'S

- A new twist on the conventional ape
- Mitered tip with a traditional 2 bend bottom
- Accommodates both electronic and cable throttles
- Designed for internal wiring
- Double wall design for added strength
- 1.5" clamping area for Softtail, Dyna, and Sportster (Requires 1.5" clamp)
- Integrated clamp design replaces stock riser clamp and hardware for Road Glide
- Designed to allow hydraulic clutch and brake master cylinders to clear 360 degrees



ALL CABLE FITMENTS AT:

[HANDLEBARCABLES.COM](http://HANDLEBARCABLES.COM)

END-RISES AVAILABLE (E)

10" 12" 14" 16" 18"

FINISHES



FLY-BY-WIRE

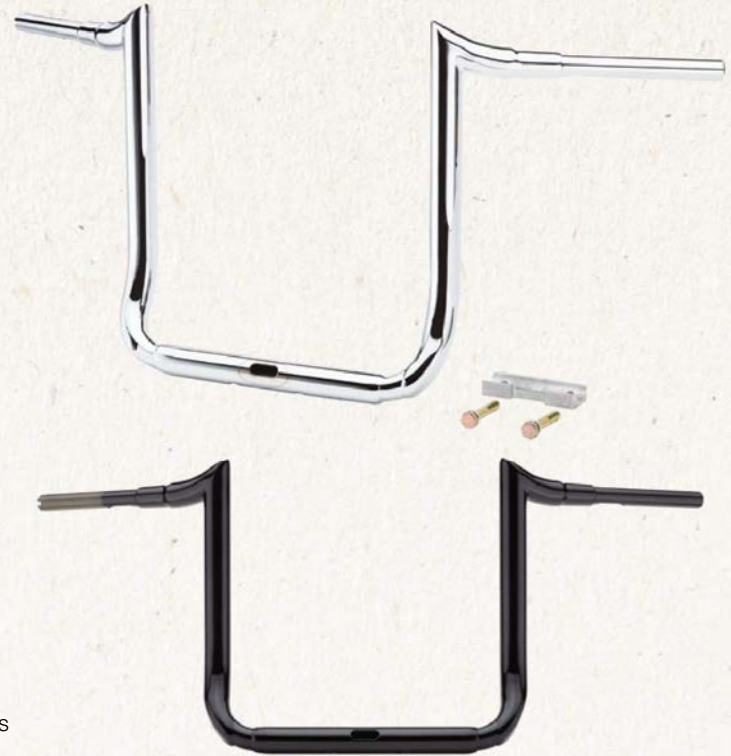
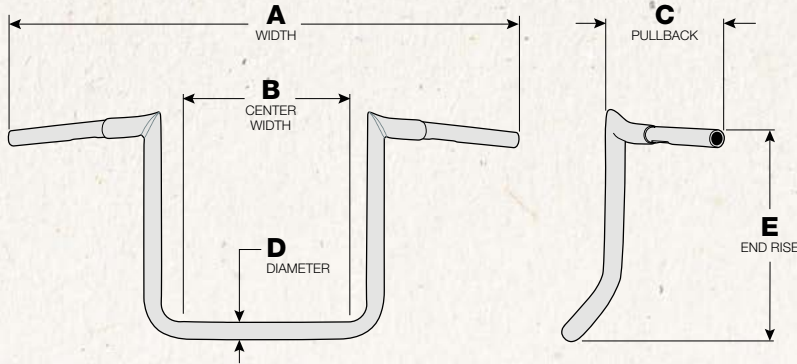


COMPATIBLE





# 1-1/2" GRANDE PRIME APE HANDLEBARS



## 1-1/2" PRIME APE'S FOR BATWING FAIRING BIKES

- A new twist on the conventional ape
- Mitered tip with a traditional 2 bend bottom
- Accommodates both electronic and cable throttles
- Designed for internal wiring
- Double wall design for added strength
- Integrated clamp design replaces stock riser clamp and hardware
- Available for 1999-2022 FL models (Bars are year specific)
- Designed to allow hydraulic clutch and brake master cylinders to clear 360 degrees

FLY-BY-WIRE



COMPATIBLE

FINISHES



END-RISES AVAILABLE (E)

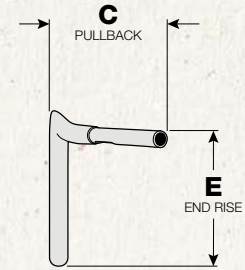
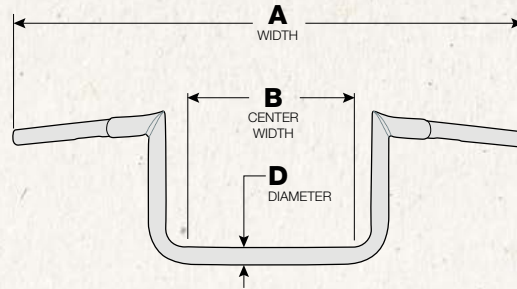
10" 12" 14" 16" 18"

ALL CABLE FITMENTS AT:

[HANDLEBARCABLES.COM](http://HANDLEBARCABLES.COM)



# 1-1/4" PRIME APE HANDLEBARS



## GREAT FIT FOR ROAD GLIDE AND BIG TWIN

- Upswept mitered top with traditional two-bend bottom
- Designed for internal wiring
- Notched for Throttle-By-Wire capability
- 3-1/2" on-center knurling
- Accepts H-D OEM heated grips
- Fits Road Glide and Big Twin models



ALL CABLE FITMENTS AT:

[HANDLEBARCABLES.COM](http://HANDLEBARCABLES.COM)

END-RISES AVAILABLE (E)

8" 11" 14" 16"

FINISHES



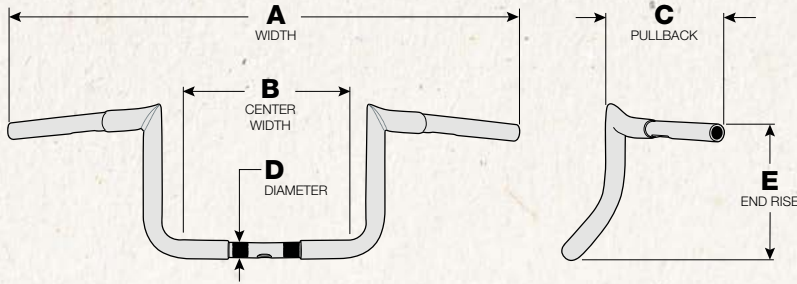
FLY-BY-WIRE



COMPATIBLE



# 1-1/4" PRIME APE HANDLEBARS



## DESIGNED FOR BAT-WING TOURING MODELS

- Upswept mitered tip with traditional two-bend bottom
- Designed for internal wiring
- Notched for Throttle-By-Wire capability
- 3-1/2" on-center knurling
- Accepts H-D OEM heated grips
- Direct bolt on for "Batwing" fairing bikes, such as Electra Glide and Street Glide
- Fits 99-22 FLHT, FLTX, FL TRIKE



END-RISES AVAILABLE (E)

10" 13" 16" 18"

ALL CABLE FITMENTS AT:

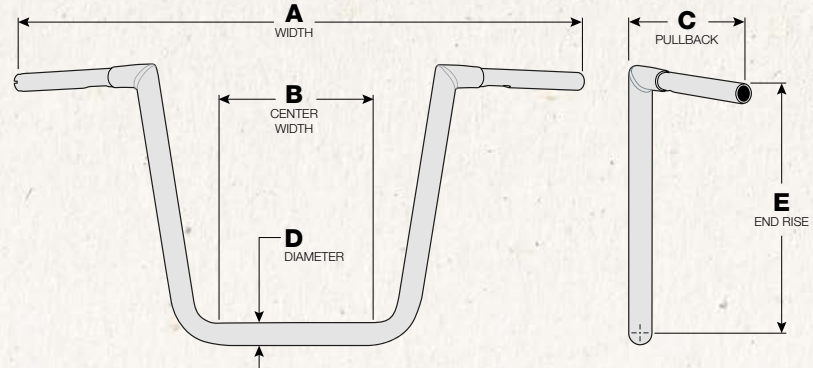
[HANDLEBARCABLES.COM](http://HANDLEBARCABLES.COM)



# 1-1/2" GRANDE TWIN PEAKS HANDLEBARS



Uses proprietary internal mounting system



## 1-1/2" GRANDE TWIN PEAKS FOR SOFTAIL, DYNA, SPORTSTER, AND ROAD GLIDE'S

- A new twist on the conventional ape
- Mitered tip with a traditional 2 bend bottom
- Accommodates both electronic and cable throttles
- Designed for internal wiring
- Double wall design for added strength
- 1.5" clamping area for Softail, Dyna, and Sportster (Requires 1.5" clamp)
- Integrated clamp design replaces stock riser clamp and hardware for Road Glide
- Designed to allow hydraulic clutch and brake master cylinders to clear 360 degrees



ALL CABLE FITMENTS AT:

[HANDLEBARCABLES.COM](http://HANDLEBARCABLES.COM)

END-RISES AVAILABLE (E)

8" 10" 13" 16" 19"

FINISHES



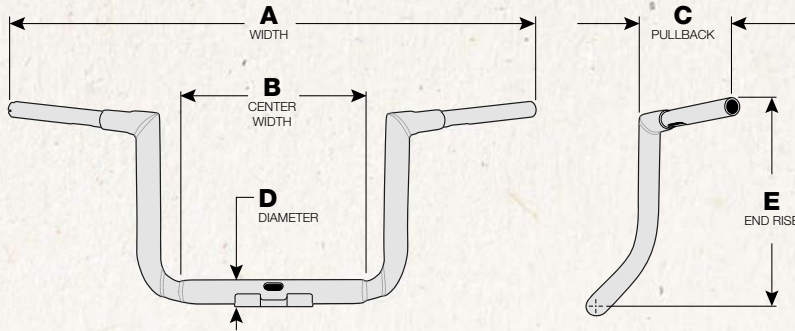
FLY-BY-WIRE



COMPATIBLE



# 1-1/2" GRANDE TWIN PEAKS HANDLEBARS



## THICK 1-1/2" BARS FIT FOR TOURING MOTORCYCLES

- Mitered top with a traditional 2 bend bottom
- Designed for "Batwing" fairings
- Accommodates both electronic and cable throttles
- Bars designed for internal wiring
- Integrated clamp design replaces stock clamp and hardware
- Available for all batwing fairing models, although year specific
- Designed to allow hydraulic clutch and brake master cylinders to clear 360 degrees

FLY-BY-WIRE



COMPATIBLE

FINISHES



END-RISES AVAILABLE (E)



ALL CABLE FITMENTS AT:

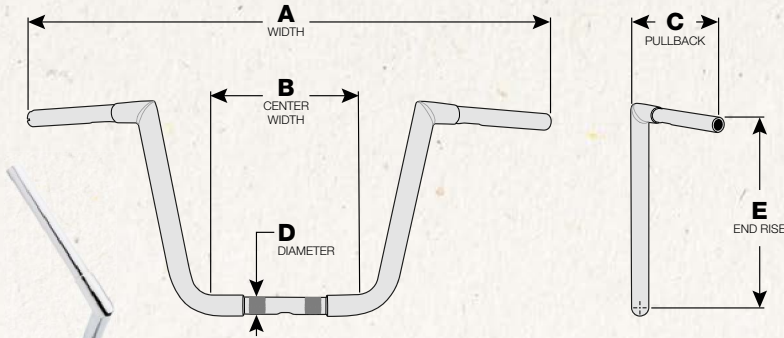
[HANDLEBARCABLES.COM](http://HANDLEBARCABLES.COM)



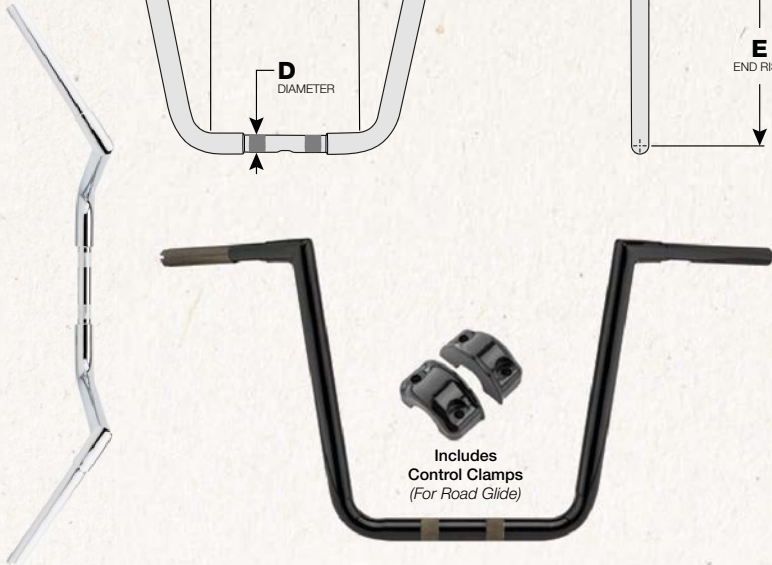
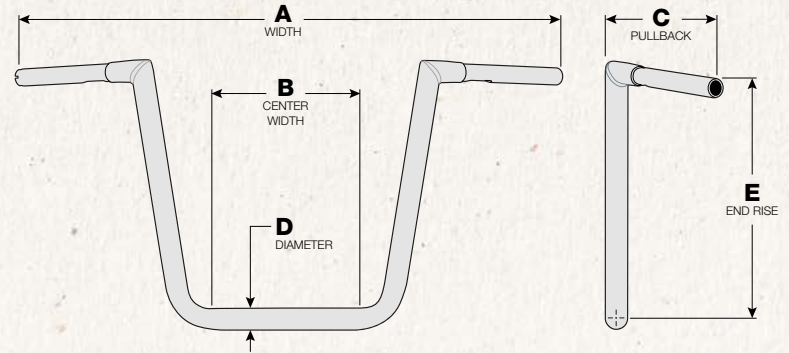
# 1-1/4" TWIN PEAKS HANDLEBARS



## BIG TWIN PEAKS



## HEFTY PEAKS



## GREAT FIT FOR BIG TWIN AND TOURING BIKES

- Mitered top with a traditional two-bend bottom
- Drilled for internal wiring
- Notched for Throttle-By-Wire capability
- 3-1/2" on-center knurling
- Accepts H-D OEM heated grips
- Fits Road-Glide and Big twin models, see pg 27

*NOTE: Not for use with stock riser and handlebar clamp/ gauge mount on XL 883C/1200C models.*



ALL CABLE FITMENTS AT:

[HANDLEBARCABLES.COM](http://HANDLEBARCABLES.COM)

END-RISES AVAILABLE (E)

8" 10" 13" 16" 19"

FINISHES



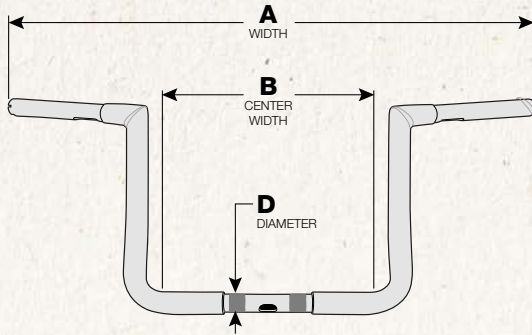
FLY-BY-WIRE




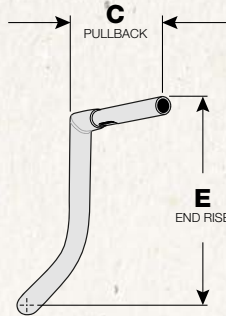
COMPATIBLE



# 1-1/4" TWIN PEAKS HANDLEBARS



## TWIN PEAKS TOURING



## DESIGNED FOR BAT-WING TOURING MODELS

- A new twist on the conventional ape
- Mitered top with a traditional 2 bend bottom
- Designed specifically for bat wing baggers
- Accommodates both electronic and cable throttles
- Fits 99-22 FLHT, FLHX, FL TRIKE
- Bars designed for internal wiring
- Double wall design for added strength

NOTE: Accepts H-D OEM heated grips

FLY-BY-WIRE



COMPATIBLE

FINISHES



END-RISES AVAILABLE (E)

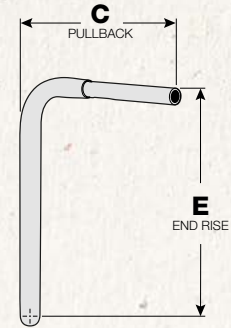
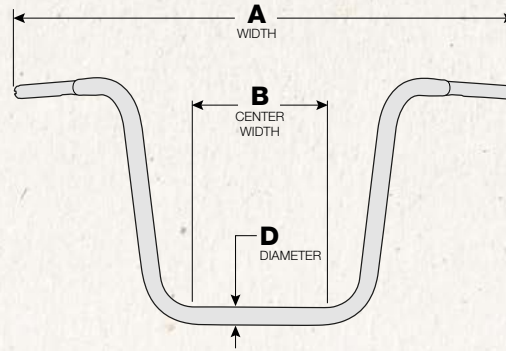
10" 12" 14" 16" 18"

ALL CABLE FITMENTS AT:

[HANDLEBARCABLES.COM](http://HANDLEBARCABLES.COM)



# 1-1/2" GRANDE TRADITIONAL APE HANGER HANDLEBARS



Uses proprietary internal mounting system

## 1-1/2" TRADITIONAL APE'S FOR SOFTAIL, DYNA, SPORTSTER, AND ROAD GLIDE'S

- A beefier version of the traditional ape hanger
- Classic four bend design
- Accommodates both electronic and cable throttles
- Designed for internal wiring
- Double wall design for added strength
- 1.5" clamping area for Softail, Dyna, and Sportster (Requires 1.5" clamp)
- Integrated clamp design replaces stock riser clamp and hardware for Road Glide
- Designed to allow hydraulic clutch and brake master cylinders to clear 360 degrees



ALL CABLE FITMENTS AT:

[HANDLEBARCABLES.COM](http://HANDLEBARCABLES.COM)

END-RISES AVAILABLE (E)

10" 12" 14" 16" 18"

FINISHES



FLY-BY-WIRE

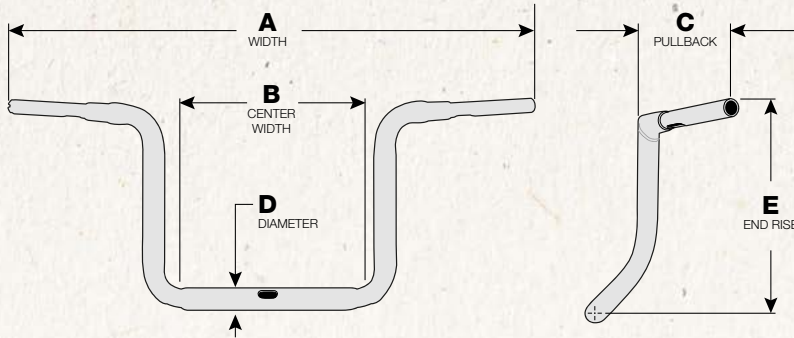


COMPATIBLE





# 1-1/2" GRANDE TRADITIONAL APE HANGER HANDLEBARS



*Uses proprietary internal mounting system*

## 1-1/2" TRADITIONAL APE'S FOR BATWING FAIRING BIKES

- A beefier version of the traditional ape hanger
- Classic four bend design
- Accommodates both electronic and cable throttles
- Designed for internal wiring
- Double wall design for added strength
- Integrated clamp design replaces stock riser clamp and hardware
- Available for 1999-2022 FL models (Bars are year specific)
- Designed to allow hydraulic clutch and brake master cylinders to clear 360 degrees

FLY-BY-WIRE



COMPATIBLE

FINISHES



END-RISES AVAILABLE (E)

10" 12" 14" 16" 18"

ALL CABLE FITMENTS AT:

[HANDLEBARCABLES.COM](https://www.handlebarcables.com)

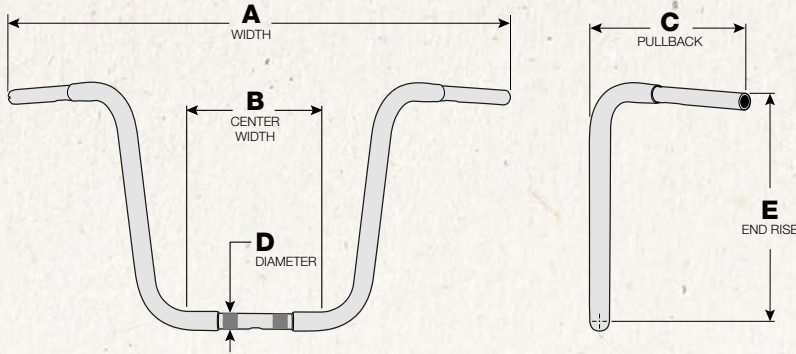




LA  
Chopper



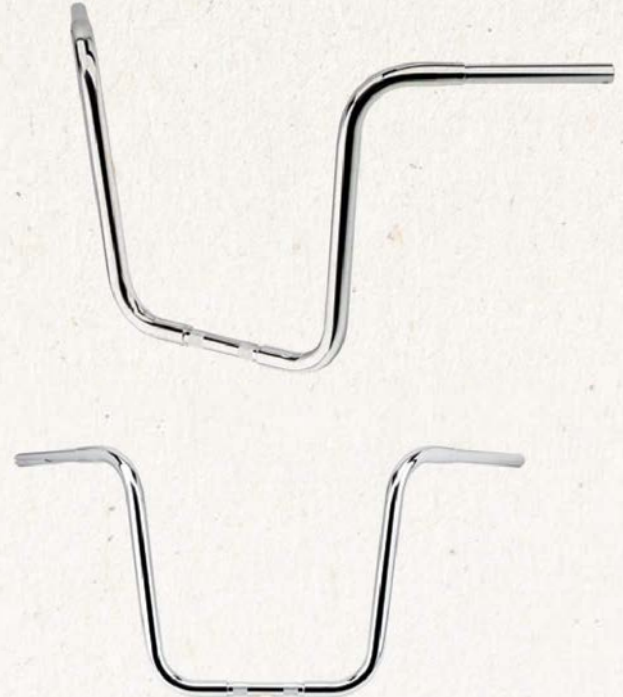
# 1-1/4" TRADITIONAL APE HANGERS HANDLEBARS



## DESIGNED FOR ALL APPLICATIONS, GREAT FIT FOR TOURING

- For use in 1" stock-style handlebar clamps
- Accept standard bar grips and controls
- Drilled for internal wiring, works with heated grips and electronic throttles
- Fits most models with risers 3-1/2" on-center

*NOTE: Not for use with stock riser and handlebar clamp/ gauge mounts on 883C/ 1200C models.*



FLY-BY-WIRE



COMPATIBLE

FINISHES



END-RISES AVAILABLE (E)

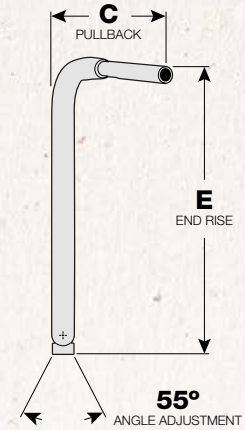
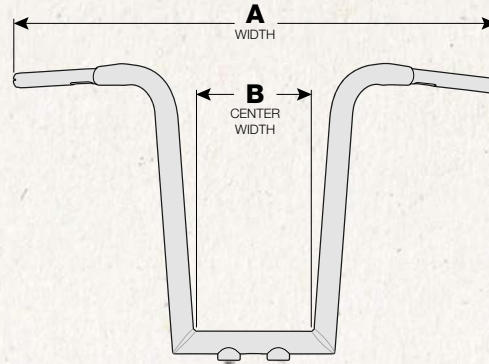


ALL CABLE FITMENTS AT:

[HANDLEBARCABLES.COM](http://HANDLEBARCABLES.COM)



# 1-1/2" TREE HUGGERS HANDLEBARS



## APE HANGERS BUILT FOR SOFTAIL AND ROAD KING

- The lowest profile handlebars on the market
- Adjustable riser design allows you to adjust the handlebars pullback
- 1/2" risers let you hug the top of the triple tree (3-1/2" on-center)
- Can be used with cable and TBW (Throttle-By-Wire) applications
- Designed to flow with the triple tree on a Softail or Dyna, and fits under the nacelle on 99 and later Road Kings
- Drilled for internal wiring
- Accepts hydraulic clutches

ALL CABLE FITMENTS AT:

[HANDLEBARCABLES.COM](http://HANDLEBARCABLES.COM)

END-RISES AVAILABLE (E)

13" 16" 19"

FINISHES



FLY-BY-WIRE


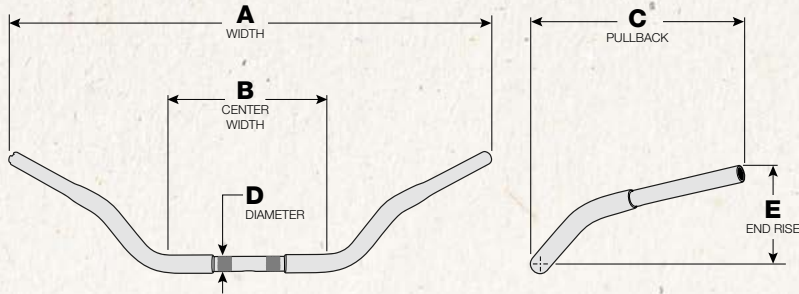


COMPATIBLE





# 1-1/4" BEACH BAR HANDLEBARS



## BEACH BARS, AVAILABLE IN 1" AND 1.25" CLAMP DIAMETERS

- Provides a more comfortable body position
- Will work with all stock cables, lines and controls
- A lower grip point helps relax the shoulders for added comfort
- Improved bar length for easier steering control
- PART #s 0601-2754 and 0601-2755 are dimpled and drilled for internal and external wiring
- Will not interfere with stock mirrors

FLY-BY-WIRE



COMPATIBLE

FINISHES



END-RISES AVAILABLE (E)

4.5" 8"

ALL CABLE FITMENTS AT:

[HANDLEBARCABLES.COM](http://HANDLEBARCABLES.COM)



# ULTRA T-BAR ADAPTER



BLACK ANODIZED



RAW ALUMINUM

## ULTRA T-BAR ADAPTER

The LA Choppers Street Glide and Ultra Classic T-Bar adapter easily installs to the Triple tree, allowing for T-Bar handlebars to be mounted on Batwing Fairing Harley-Davidson® models. The adapter moves the handlebar 2.5-inches toward the rider, and raises the handlebar up 1-inch.

The adapter is machined out of solid billet aluminum in the LA Choppers manufacturing facility, in Huntington Beach, California.

Two finishes are available - Raw aluminum and Black anodized.

- Adapter allows for the installation of taller risers in addition to T-Bars.
- Requires removal or relocation of ignition switch.
- Requires removal or modification to front dash panel.
- No modifications to the screen are necessary.

### FOR 85-20 FLHT-FLHX MODELS

Part #	Description	Price
0603-1032	Street Glide/Ultra T-Bar Adapter Black	\$183.95
0603-1033	Street Glide/Ultra T-Bar Adapter Raw	\$183.95





## ROAD GLIDE T-BAR ADAPTER

- 0603-0832
- \$180.95

Want to run T-Bars on that Road Glide of yours, but don't want relocate your gauge cluster? This T-Bar adapter relocates where your bars mount to your vehicle by pulling them back 2-inches, allowing for a simple and clean installation. Installation requires 2 handlebar sized holes to be cut in your stock nacelle, but provides an OEM style look once finished. This piece is a must if you plan to run any sort of riser or T-Bar on a Road Glide.



## TRIKE LIFT KIT

- 1313-0165: LIFT KIT TRIGLIDE 09-16
- 1313-0166: LIFT KIT TRIGLIDE 17+



# PERFORMANCE RISERS STRAIGHT



RAW ALUMINUM



## PERFORMANCE RISERS STRAIGHT

These geometrically shaped risers not only look like a stealth fighter but they offer the same aggressive agility and styling. This set up gets away from the traditional round 1-inch, 1.25-inch, or 1.5-inch riser posts we are used too. These risers have more material giving a larger footprint to the triple tree. With more material comes more structural integrity and less cross torsion flex. This product may sound heavy but no worries, these beautiful risers are CNC machined from billet aluminum, so they are very light and very strong. Beefy Stainless Steel 12-point hardware crowns the machined one-piece top clamp.

### 1" CLAMPING AREA STRAIGHT

Part #	Description
0602-1215	6" RAW
0602-1212	6" BLACK ANODIZED
0602-1216	8" RAW
0602-1213	8" BLACK ANODIZED
0602-1217	10" RAW
0602-1214	10" BLACK ANODIZED

### 1.25" CLAMPING AREA STRAIGHT

Part #	Description
0602-1227	RISER 1.25 STRT 6 RAW
0602-1224	RISER 1.25 STRT 6 B ANO
0602-1228	RISER 1.25 STRT 8 RAW
0602-1225	RISER 1.25 STRT 8 B ANO
0602-1229	RISER 1.25 STRT 10 RAW
0602-1226	RISER 1.25 STRT 10 B AN



BLACK ANODIZED







# PERFORMANCE RISERS PULLBACK



BLACK ANODIZED



RAW ALUMINUM

## PERFORMANCE RISERS PULLBACK

These geometrically shaped risers not only look like a stealth fighter but they offer the same aggressive agility and styling. This set up gets away from the traditional round 1-inch, 1.25-inch, or 1.5-inch riser posts we are used too. These risers have more material giving a larger footprint to the triple tree. With more material comes more structural integrity and less cross torsion flex. This product may sound heavy but no worries, these beautiful risers are CNC machined from billet aluminum, so they are very light and very strong. Beefy Stainless Steel 12-point hardware crowns the machined one-piece top clamp.

### 1" CLAMPING AREA PULLBACK

Part #	Description
0602-1221	6" RAW
0602-1218	6" BLACK ANODIZED
0602-1222	8" RAW
0602-1219	8" BLACK ANODIZED
0602-1223	10" RAW
0602-1220	10" BLACK ANODIZED

### 1.25" CLAMPING AREA PULLBACK

Part #	Description
0602-1209	6" RAW
0602-1230	6" BLACK ANODIZED
0602-1210	8" RAW
0602-1231	8" BLACK ANODIZED
0602-1211	10" RAW
0602-1208	10" BLACK ANODIZED





# PERFORMANCE RISERS GAUGE MOUNTS

## PERFORMANCE RISERS GAUGE MOUNTS

Designed specifically for the LA Choppers Performance Risers, these gauge mounts are a must have for your bike!

Available for Dual, Single, or 2018 and newer Softail's, there is a fitment for just about everyone. The proprietary mounting system allows for a sleek, non obstructing look that makes your stock gauge look right at home on your bike.

Part #	Description
2201-0232	BLACK ANODIZED SOFTAIL M8
2201-0233	RAW ALUMINUM SOFTTAIL M8
2201-0234	BLACK ANODIZED DYNA SINGLE
2201-0235	RAW ALUMINUM DYNA SINGLE
2201-0236	BLACK ANODIZED DYNA DUAL
2201-0237	RAW ALUMINUM DYNA DUAL



# MIRROR DROP DOWN



## MIRROR DROP DOWN

Having trouble seeing out of your stock mirrors after installing a set of ape hangers on your Ultra Glide or Street Glide? Want a clean and easy solution to this issue? Introducing the LA Choppers mirror drop down brackets. This mount lowers your stock mirrors 3.5-inches, making it so that you can once again utilize your stock mirrors.

- Drops mirrors down 3.5"
- Gives a sleek, concealed look
- Mirrors bolt onto brackets on fairing
- All hardware included
- Part # 0640-1492
- \$138.95 Retail





## GRIPS

Are you having a hard time finding a good looking and comfortable grip that doesn't break the bank? Well look no further because LA Choppers now has the best Harley® grip available.

The outer edges are made from machined aluminum, which is either chrome plated or anodized black. The center section is made from soft rubber that not only feels great, but keeps your hands safely on the handlebars.


Available for throttle by wire as well as cable throttle Harleys®.

- \$99.95 Retail

Part #	Description
0630-2780	GRIPS THROTTLE BY WIRE CHROME
0630-2781	GRIPS THROTTLE BY WIRE BLACK ANODIZE
0630-2782	GRIPS CABLE THROTTLE CHROME
0630-2783	GRIPS CABLE THROTTLE BLACK ANODIZE



# TWIN PEAKS ENGINE GUARD



## TWIN PEAKS ENGINE GUARD

The stylish Twin Peaks Engine Guard inherits all of its good looks from its handlebar predecessor and offers just as much functionality. The guard itself is an inch and a quarter in diameter, so mounting highway pegs to the guards is a non-issue. This three-piece design runs twenty-nine inches wide at the mitered Twin Peaks top and a very narrow width of twenty-five inches at the base to provide optimum clearance while still providing ultimate protection. And don't worry, you read that right. The Twin Peaks Engine Guard is sectioned into three pieces for ease of install.

Part #	Description	Price
0506-1691	Twin Peaks Engine Guard Black	\$443.95
0506-1692	Twin Peaks Engine Guard Raw	\$391.95





# RISERS | CLAMP SETS | EXTENSIONS



1" RISER KIT



GAUGE MOUNT



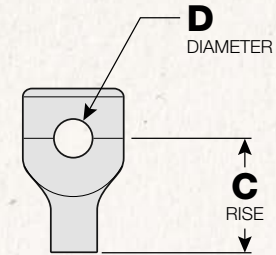
RAW HANDLEBAR CLAMP SETS



RISER EXTENSIONS

## LAC RISERS

- Available in various styles with rises ranging from 1.5" to 6" tall
- For 1" and 1-1/4" clamping diameters
- 1 Piece and 2 piece Clamp Sets
- Springer Risers
- Riser Extensions
- Chrome and Black Powder coat finishes



## RISER SPECIFICATIONS

MORE STYLES AND FITMENTS AT:

[LACHOPPERS.COM](http://LACHOPPERS.COM)







# CABLES | CABLE KITS | ELECTRICAL | EXTENSIONS



**COMPLETE PLUG AND PLAY  
WIRING KITS AVAILABLE  
FOR MOST MODELS**



ALL CABLE FITMENTS AT:

**HANDLEBARCABLES.COM**

## COMPLETE CABLE KITS

Our cable kits are designed specifically to save you the tremendous time and hassle of figuring out what cable and line lengths you need for your handlebar.

LA Choppers provides everything you'll need in one kit for a complete and proper installation on your specific motorcycle. Use our website, [handlebarcables.com](http://handlebarcables.com) to find your specific kit in Stainless, Black and Midnight.

The kits are available for most ABS and non ABS Harley Davidson® models. You can use our simple-to-use website for your specific model of Harley and select from virtually thousands of different handlebar combinations from stock replacement to 19" Twin Peak Ape hanger bars. Each kit includes the correct length throttle and idle cables (or throttle by wire extensions), clutch cables (or hydraulic lines), DOT approved brake lines, copper crush washers and necessary switch wiring extensions.

MIDNIGHT  
STAINLESS



BLACK VINYL  
STAINLESS



BRAIDED  
STAINLESS



# HERO HANDLEBAR WIRING KIT

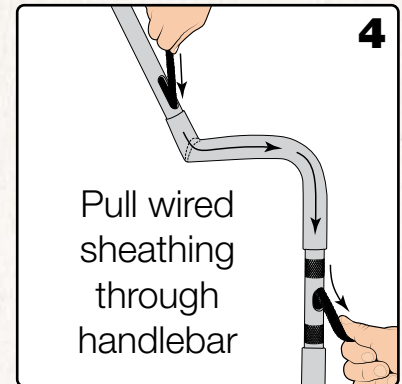
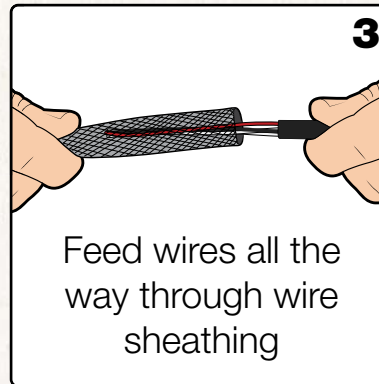
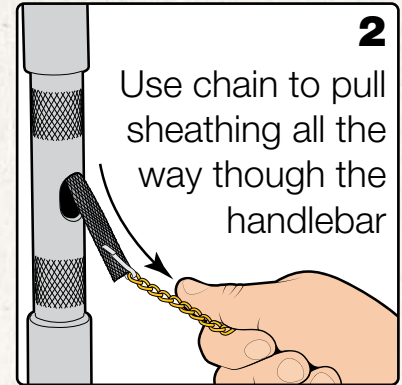
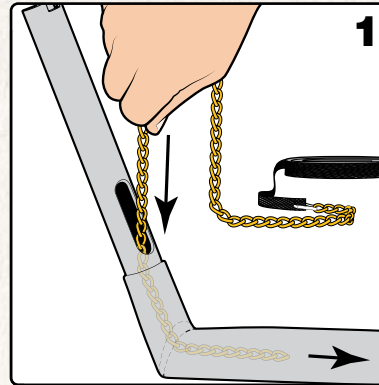


## WHAT'S INSIDE

- Chain
- Wire sheathing
- Clasp

## HANDLEBAR WIRING KIT

#3850-0443





SUSPENSION LOWERING KITS  
AVAILABLE FOR TOURING, DYNA,  
SOFTAIL, & SPORTSTERS



MORE STYLES AND FITMENTS AT:

[LACHOPPERS.COM](http://LACHOPPERS.COM)



FOOT PEGS




FAIRING MIRROR HOLE PLUG

\*DISCLAIMER: Mufflers not legal for sale or use in California on any pollution controlled vehicles.




MADE IN USA





## AIR CLEANER KITS

- Machined from 6061-T6 billet aluminum
- Replaces OEM air cleaner, maintaining balance and symmetry
- K&N® air filter provides increased airflow
- Increases air intake velocity, boosting horsepower and torque
- Covers are triple chrome-plated or black textured powder coat with laser-etch design
- Low profile design creates more leg room
- Complete hardware kit and instructions included for easy installation



VISIT WEBSITE FOR APPLICATIONS

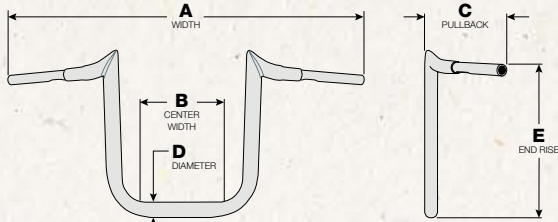
[LACHOPPERS.COM](http://LACHOPPERS.COM)

**CARB executive order No. D-814 for select M8 applications**

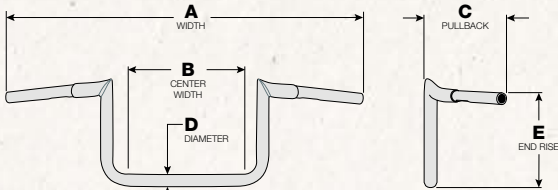
*\*DISCLAIMER: Not legal for sale or use in California on any pollution controlled vehicles.*



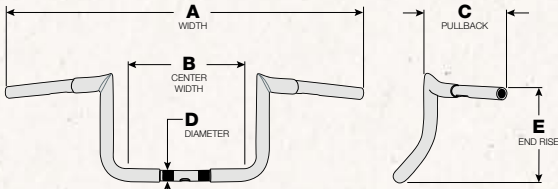
# HANDLEBAR SPECIFICATIONS



**1-1/2" GRANDE PRIME APE HANDLEBARS**



**1-1/2" PRIME APE HANDLEBARS**



**1-1/4" PRIME APE HANDLEBARS**



ALL CABLE FITMENTS AT:

**HANDLEBARCABLES.COM**

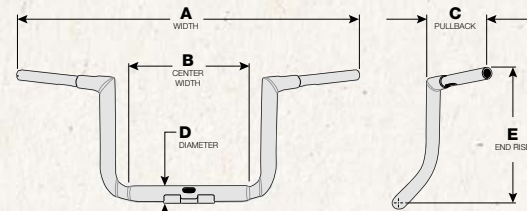
1-1/2" GRANDE PRIME APE HANGERS (FLHR / SOFTAIL / DYNA)									
CABLES	DESCRIPTION	CHROME	GLOSS BLACK	FLAT BLACK	A	B	C	D (Ø)	E
RE-USE STOCK	10" GRANDE APE	0601-5049	0601-5050	-	36"	9"	8"	1.5"	10"
REPLACE CABLES*	12" GRANDE APE	0601-5051	0601-5052	-	36"	9"	8"	1.5"	12"
REPLACE CABLES*	14" GRANDE APE	0601-5053	0601-5054	-	36"	9"	8"	1.5"	14"
REPLACE CABLES*	16" GRANDE APE	0601-5055	0601-5056	-	36"	9"	8"	1.5"	16"
REPLACE CABLES*	18" GRANDE APE	0601-5057	0601-5058	-	36"	9"	8"	1.5"	18"
1-1/2" GRANDE PRIME APE HANGERS (2013 and Older FLHT /X/C/L/K)									
RE-USE STOCK	10" GRANDE APE	0601-5059	0601-5060	-	38.5"	12"	8"	NA	10"
REPLACE CABLES*	12" GRANDE APE	0601-5061	0601-5062	-	38.5"	12"	8"	NA	12"
REPLACE CABLES*	14" GRANDE APE	0601-5063	0601-5064	-	38.5"	12"	8"	NA	14"
REPLACE CABLES*	16" GRANDE APE	0601-5065	0601-5066	-	38.5"	12"	8"	NA	16"
REPLACE CABLES*	18" GRANDE APE	0601-5066	0601-5068	-	38.5"	12"	8"	NA	18"
1-1/2" GRANDE PRIME APE HANGERS (2014 and Newer FLHT /X/C/L/K)									
RE-USE STOCK	10" GRANDE APE	0601-5069	0601-5070	-	38.5"	12"	8"	NA	10"
RE-USE STOCK	12" GRANDE APE	0601-5071	0601-5072	-	38.5"	12"	8"	NA	12"
REPLACE CABLES*	14" GRANDE APE	0601-5073	0601-5074	-	38.5"	12"	8"	NA	14"
REPLACE CABLES*	16" GRANDE APE	0601-5075	0601-5076	-	38.5"	12"	8"	NA	16"
REPLACE CABLES*	18" GRANDE APE	0601-5077	0601-5078	-	38.5"	12"	8"	NA	18"
1-1/2" GRANDE PRIME APE HANGERS (ROAD GLIDE)									
RE-USE STOCK	10" GRANDE APE	0601-5079	0601-5080	-	36"	10"	8"	NA	10"
RE-USE STOCK	12" GRANDE APE	0601-5081	0601-5082	-	36"	10"	8"	NA	12"
REPLACE CABLES*	14" GRANDE APE	0601-5083	0601-5083	-	36"	10"	8"	NA	14"
REPLACE CABLES*	16" GRANDE APE	0601-5085	0601-5085	-	36"	10"	8"	NA	16"
REPLACE CABLES*	18" GRANDE APE	0601-5087	0601-5088	-	36"	10"	8"	NA	18"
1-1/4" PRIME APES HANDLEBARS (for FLHR / SOFTAIL / DYNA MODELS)									
RE-USE STOCK	8" PRIME APE	0601-4531	0601-4532	0601-4533	35.5"	9"	7.5"	1.00"	8"
REPLACE CABLES*	11" PRIME APE	0601-4534	0601-4535	0601-4536	35.5"	9"	7.5"	1.00"	11"
REPLACE CABLES*	14" PRIME APE	0601-4537	0601-4538	0601-4539	35.5"	9"	7.5"	1.00"	14"
REPLACE CABLES*	16" PRIME APE	0601-4537	0601-4538	0601-4539	35.5"	9"	7.5"	1.00"	16"
1-1/4" PRIME APES HANDLEBARS (for FLHT /X/C/L/K MODELS)									
RE-USE STOCK	10" PRIME APE	0601-4540	0601-4541	0601-4542	35.5"	12"	7.5"	1.00"	10"
REPLACE CABLES*	13" PRIME APE	0601-4543	0601-4544	0601-4545	35.5"	12"	7.5"	1.00"	13"
REPLACE CABLES*	16" PRIME APE	0601-4546	0601-4547	0601-4548	35.5"	12"	7.5"	1.00"	16"
REPLACE CABLES*	18" PRIME APE	0601-4546	0601-4547	0601-4548	35.5"	12"	7.5"	1.00"	18"
1-1/4" PRIME APES HANDLEBARS (for FLHT /X/C/L/K MODELS)									
RE-USE STOCK	8" PRIME APE	0601-4549	0601-4550	0601-4551	35.5"	10"	7.5"	1.25"	8"
RE-USE STOCK	11" PRIME APE	0601-4552	0601-4553	0601-4554	35.5"	10"	7.5"	1.25"	11"
REPLACE CABLES*	14" PRIME APE	0601-4555	0601-4556	0601-4557	35.5"	10"	7.5"	1.25"	14"
REPLACE CABLES*	16" PRIME APE	0601-4555	0601-4556	0601-4557	35.5"	10"	7.5"	1.25"	16"

\*Handlebars above 10" rise require new cables, however there are a few exceptions that may allow you to re-use your stock cables. Visit [handlebarcables.com](http://handlebarcables.com) to search for specific fitment applications

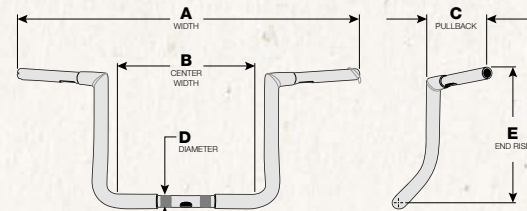


# HANDLEBAR SPECIFICATIONS

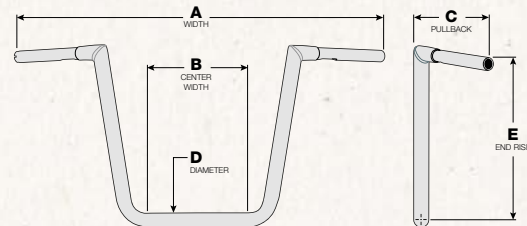
1-1/2" GRANDE TWIN PEAKS (for FLHR / SOFTAIL / DYNA MODELS) (Risers required)									
CABLES	DESCRIPTION	CHROME	GLOSS BLACK	FLAT BLACK	A	B	C	D (Ø)	E
RE-USE STOCK	8" GRANDE TWIN PEAKS	0601-4468	0601-4469	0601-4470	33.5"	7"	7.5"	1.50"	8"
REPLACE CABLES*	10" GRANDE TWIN PEAKS	0601-4471	0601-4472	0601-4473	33.5"	7"	7.5"	1.50"	10"
REPLACE CABLES*	13" GRANDE TWIN PEAKS	0601-4474	0601-4475	0601-4476	33.5"	7"	7.5"	1.50"	13"
REPLACE CABLES*	16" GRANDE TWIN PEAKS	0601-4477	0601-4478	0601-4479	33.5"	7"	7.5"	1.50"	16"
REPLACE CABLES*	19" GRANDE TWIN PEAKS	0601-4480	0601-4481	0601-4482	33.5"	7"	7.5"	1.50"	19"
1-1/2" GRANDE TWIN PEAKS (2014 and Newer FLHT /X/C/L/K MODELS)									
REPLACE CABLES*	16" GRANDE APE	0601-5065	0601-5066	-	38.5"	12"	8"	NA	16"
REPLACE CABLES*	16" GRANDE APE	0601-5065	0601-5066	-	38.5"	12"	8"	NA	16"
REPLACE CABLES*	16" GRANDE APE	0601-5065	0601-5066	-	38.5"	12"	8"	NA	16"
REPLACE CABLES*	16" GRANDE APE	0601-5065	0601-5066	-	38.5"	12"	8"	NA	16"
REPLACE CABLES*	16" GRANDE APE	0601-5065	0601-5066	-	38.5"	12"	8"	NA	16"
REPLACE CABLES*	16" GRANDE APE	0601-5065	0601-5066	-	38.5"	12"	8"	NA	16"
1-1/2" GRANDE TWIN PEAKS (2013 and Older FLHT /X/C/L/K MODELS)									
REPLACE CABLES*	16" GRANDE APE	0601-5075	0601-5076	-	38.5"	12"	8"	NA	16"
REPLACE CABLES*	16" GRANDE APE	0601-5075	0601-5076	-	38.5"	12"	8"	NA	16"
REPLACE CABLES*	16" GRANDE APE	0601-5075	0601-5076	-	38.5"	12"	8"	NA	16"
REPLACE CABLES*	16" GRANDE APE	0601-5075	0601-5076	-	38.5"	12"	8"	NA	16"
REPLACE CABLES*	16" GRANDE APE	0601-5075	0601-5076	-	38.5"	12"	8"	NA	16"
REPLACE CABLES*	16" GRANDE APE	0601-5075	0601-5076	-	38.5"	12"	8"	NA	16"
1-1/2" GRANDE TWIN PEAKS (ROAD GLIDE)									
RE-USE STOCK	10" GRANDE TWIN PEAKS	0601-4504	0601-4505	0601-4506	33.5"	7"	7.5"	-	10"
RE-USE STOCK	13" GRANDE TWIN PEAKS	0601-4507	0601-4508	0601-4509	33.5"	7"	7.5"	-	13"
REPLACE CABLES*	16" GRANDE TWIN PEAKS	0601-4510	0601-4511	0601-4512	33.5"	7"	7.5"	-	16"
REPLACE CABLES*	19" GRANDE TWIN PEAKS	0601-4513	0601-4514	0601-4515	33.5"	7"	7.5"	-	19"
1-1/4" TWIN PEAKS HANDLEBARS FOR BAT-WING FAIRING BIKES									
RE-USE STOCK	8" BAGGER	0601-2695	0601-2696	0601-3470	33.5"	12"	5.25"	1.00"	8"
RE-USE STOCK	10" BAGGER	0601-2697	0601-2698	0601-3471	33.5"	12"	5.25"	1.00"	10"
REPLACE CABLES*	12" BAGGER	0601-2699	0601-2700	0601-3472	33.5"	12"	5.25"	1.00"	12"
REPLACE CABLES*	14" BAGGER	0601-2701	0601-2702	0601-3473	33.5"	12"	5.25"	1.00"	14"
REPLACE CABLES*	16" BAGGER	0601-2703	0601-2704	0601-3474	33.5"	12"	5.25"	1.00"	16.5"
REPLACE CABLES*	18" BAGGER	0601-2705	0601-2706	0601-3475	33.5"	12"	5.25"	1.00"	18"
1-1/4" BIG TWIN PEAKS HANDLEBARS (for FLHR / SOFTAIL / DYNA MODELS)									
RE-USE STOCK	8" APE HANGER	0601-3091	0601-3092	0601-4051	33.5"	8.5"	7.5"	1.00"	8.5"
RE-USE STOCK	10" APE HANGER	0601-2783	0601-2689	0601-3466	33.5"	9"	6"	1.00"	10"
RE-USE / REPLACE*	13" APE HANGER	0601-2690	0601-2691	0601-3467	33.5"	9"	6"	1.00"	13"
REPLACE CABLES*	16" APE HANGER	0601-2692	0601-2693	0601-3468	33.5"	9"	6"	1.00"	16"
REPLACE CABLES*	19" APE HANGER	0601-2694	0601-2784	0601-3469	33.5"	9"	6"	1.00"	19"



1-1/2" GRANDE TWIN PEAKS HANDLEBARS



1" TWIN PEAKS HANDLEBARS FOR BAT-WING FAIRING BIKES

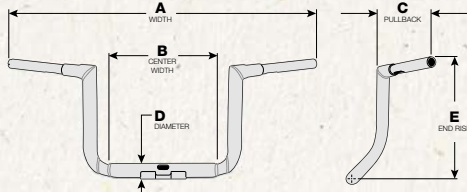


1-1/4" BIG TWIN PEAKS HANDLEBARS

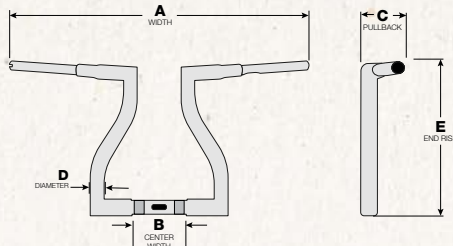
\*Handlebars above 10" rise require new cables, however there are a few exceptions that may allow you to re-use your stock cables. Visit [handlebarcables.com](http://handlebarcables.com) to search for specific fitment applications



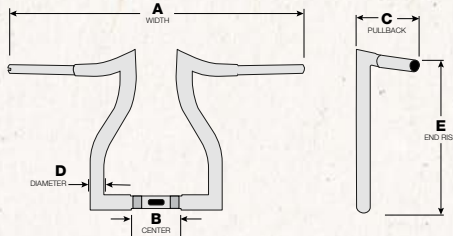
# HANDLEBAR SPECIFICATIONS



**1-1/2" GRANDE TRADITIONAL APE HANGER HANDLEBARS**



**THRESHER HANDLEBARS**



**HAMMERHEAD HANDLEBARS**

1-1/4" BIG TWIN PEAKS HEFTY HANDLEBARS (1-1/4" Clamping Area)									
CABLES	DESCRIPTION	CHROME	GLOSS BLACK	FLAT BLACK	A	B	C	D (Ø)	E
RE-USE STOCK	10" APE HANGER	0601-3361	0601-3362	-	33.5"	9"	6"	1.25"	10"
RE-USE / REPLACE*	13" APE HANGER	0601-3363	0601-3364	-	33.5"	9"	6"	1.25"	13"
REPLACE CABLES*	16" APE HANGER	0601-3365	0601-3366	-	33.5"	9"	6"	1.25"	16"
REPLACE CABLES*	19" APE HANGER	0601-3367	0601-3368	-	33.5"	9"	6"	1.25"	19"
1-1/4" TWIN PEAKS HANDLEBARS (ROAD-GLIDE)									
RE-USE STOCK	8" APE HANGER	0601-3093	0601-3094	0601-4046	36"	8.5"	7.5"	1.25"	8.5"
RE-USE STOCK	10" APE HANGER	0601-3838	0601-3839	0601-4047	34"	9"	6"	1.25"	10"
RE-USE / REPLACE*	13" APE HANGER	0601-3840	0601-3841	0601-4048	34"	9"	6"	1.25"	13"
REPLACE CABLES*	16" APE HANGER	0601-3842	0601-3843	0601-4049	34"	9"	6"	1.25"	16"
REPLACE CABLES*	19" APE HANGER	0601-3844	0601-3845	0601-4050	34"	9"	6"	1.25"	19"
THRESHER HANDLEBARS (2015 and Newer FLTR / FLHRS)									
RE-USE STOCK	12" THRESHER	0601-5362	0601-5363	-	30.5"	10.5"	4.5"	1.25"	12"
RE-USE STOCK	14" THRESHER	0601-5364	0601-5365	-	30.5"	10.5"	4.5"	1.25"	14"
RE-USE / REPLACE*	16" THRESHER	0601-5366	0601-5367	-	30.5"	10.5"	4.5"	1.25"	16"
HAMMERHEAD HANDLEBARS (2015 and Newer FLTR / FLHRS)									
RE-USE STOCK	12" HAMMERHEAD	0601-5356	0601-5357	-	30.5"	10.5"	5.5"	1.25"	12"
RE-USE STOCK	14" HAMMERHEAD	0601-5358	0601-5359	-	30.5"	10.5"	5.5"	1.25"	14"
RE-USE / REPLACE*	16" HAMMERHEAD	0601-5360	0601-5361	-	30.5"	10.5"	5.5"	1.25"	16"
1-1/2" GRANDE TRADITIONAL APE HANGERS (2014 and Newer FLHT / X/C/L/K)									
RE-USE STOCK	10" GRANDE APE	0601-4516	0601-4517	0601-4518	39"	12"	7"	NA	10"
REPLACE CABLES*	12" GRANDE APE	0601-4519	0601-4520	0601-4521	39"	12"	6.5"	NA	12"
REPLACE CABLES*	14" GRANDE APE	0601-4522	0601-4523	0601-4524	39"	12"	7"	NA	14"
REPLACE CABLES*	16" GRANDE APE	0601-4525	0601-4526	0601-4527	39"	12"	8"	NA	16"
REPLACE CABLES*	18" GRANDE APE	0601-4528	0601-4529	0601-4530	39"	12"	8"	NA	18"
1-1/2" GRANDE TRADITIONAL APE HANGERS (2013 and Older FLHT / X/C/L/K)									
RE-USE STOCK	10" GRANDE APE	0601-5099	0601-5100	-	39"	12"	7"	NA	10"
REPLACE CABLES*	12" GRANDE APE	0601-5101	0601-5102	-	39"	12"	6.5"	NA	12"
REPLACE CABLES*	14" GRANDE APE	0601-5103	0601-5104	-	39"	12"	7"	NA	14"
REPLACE CABLES*	16" GRANDE APE	0601-5105	0601-5106	-	39"	12"	8"	NA	16"
REPLACE CABLES*	18" GRANDE APE	0601-5107	0601-5108	-	39"	12"	8"	NA	18"
1-1/2" GRANDE TRADITIONAL APE HANGERS (ROAD GLIDE)									
RE-USE STOCK	10" GRANDE APE	0601-5089	0601-5090	-	37.5"	9"	9"	1.5"	10"
REPLACE CABLES*	12" GRANDE APE	0601-5091	0601-5092	-	37.5"	9"	9"	1.5"	12"
REPLACE CABLES*	14" GRANDE APE	0601-5093	0601-5094	-	37.5"	9"	9"	1.5"	14"
REPLACE CABLES*	16" GRANDE APE	0601-5095	0601-5096	-	37.5"	9"	9"	1.5"	16"
REPLACE CABLES*	18" GRANDE APE	0601-5097	0601-5098	-	37.5"	9"	9"	1.5"	18"

\*Handlebars above 10" rise require new cables, however there are a few exceptions that may allow you to re-use your stock cables. Visit [handlebarcables.com](http://handlebarcables.com) to search for specific fitment applications



ALL CABLE FITMENTS AT:

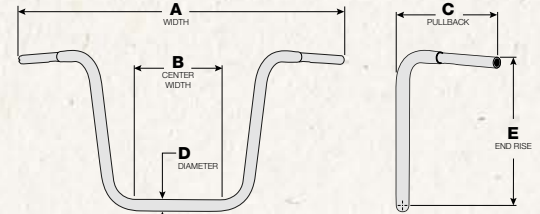
**HANDLEBARCABLES.COM**



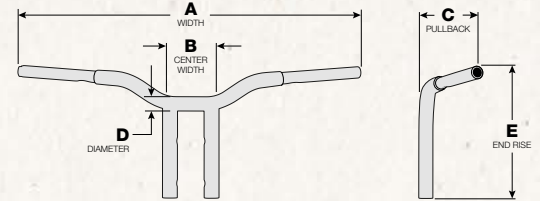


# HANDLEBAR SPECIFICATIONS

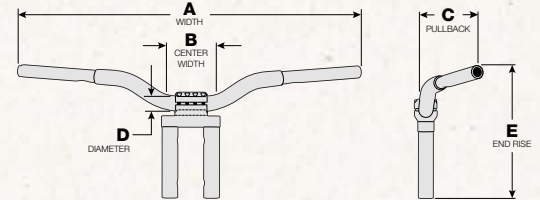
1-¼" TRADITIONAL APE HANGERS HANDLEBARS									
RE-USE STOCK	10" APE HANGER	0601-2681	0601-2686	-	40"	12"	8"	1.00"	10"
REPLACE CABLES*	12" APE HANGER	0601-2682	0601-2687	0601-3453	40"	12"	8"	1.00"	12"
REPLACE CABLES*	14" APE HANGER	0601-2683	0601-2688	0601-3454	40"	12"	8"	1.00"	14"
REPLACE CABLES*	16" APE HANGER	0601-2684	0601-2780	0601-3455	40"	12"	8"	1.00"	16"
REPLACE CABLES*	18" APE HANGER	0601-2685	0601-2781	-	40"	12"	8"	1.00"	18"
REPLACE CABLES*	20" APE HANGER	0601-2779	0601-2782	-	40"	12"	8"	1.00"	20"
1-PIECE KAGE FIGHTER-T HANDLEBARS									
CABLES	DESCRIPTION	CHROME	GLOSS BLACK	FLAT BLACK	A	B	C	D (Ø)	E
REPLACE CABLES*	8" RISE	0601-4448	0601-4449	0601-4450	30"	3"	4"	1.25"	8"
REPLACE CABLES*	10" RISE	0601-4451	0601-4452	0601-4453	30"	3"	4"	1.25"	10"
REPLACE CABLES*	12" RISE	0601-4454	0601-4455	0601-4456	30"	3"	4"	1.25"	12"
REPLACE CABLES*	14" RISE	0601-4457	0601-4458	0601-4459	30"	3"	4"	1.25"	14"
REPLACE CABLES*	16" RISE	0601-4460	0601-4461	0601-4462	30"	3"	4"	1.25"	16"
1-PIECE KAGE FIGHTER-T HANDLEBARS - PULLBACK									
CABLES	DESCRIPTION	CHROME	GLOSS BLACK	FLAT BLACK	A	B	C	D (Ø)	E
RE-USE STOCK	8" WELDED KAGE FIGHTER	0601-4936	0601-4937	-	30.5"	3"	7"	NA	8"
REPLACE CABLES*	10" WELDED KAGE FIGHTER	0601-4938	0601-4939	-	30.5"	3"	7"	NA	10"
REPLACE CABLES*	12" WELDED KAGE FIGHTER	0601-4940	0601-4941	-	30.5"	3"	7"	NA	12"
REPLACE CABLES*	14" WELDED KAGE FIGHTER	0601-4942	0601-4943	-	30.5"	3"	7"	NA	14"
REPLACE CABLES*	16" WELDED KAGE FIGHTER	0601-4944	0601-4945	-	30.5"	3"	7"	NA	16"
1-PIECE KAGE FIGHTER-T HANDLEBARS - STRAIGHT									
CABLES	DESCRIPTION	CHROME	GLOSS BLACK	FLAT BLACK	A	B	C	D (Ø)	E
RE-USE STOCK	8" WELDED KAGE FIGHTER	0601-4926	0601-4927	-	30.5"	3"	5"	NA	8"
REPLACE CABLES*	10" WELDED KAGE FIGHTER	0601-4928	0601-4929	-	30.5"	3"	5"	NA	10"
REPLACE CABLES*	12" WELDED KAGE FIGHTER	0601-4930	0601-4931	-	30.5"	3"	5"	NA	12"
REPLACE CABLES*	14" WELDED KAGE FIGHTER	0601-4932	0601-4933	-	30.5"	3"	5"	NA	14"
REPLACE CABLES*	16" WELDED KAGE FIGHTER	0601-4934	0601-4935	-	30.5"	3"	5"	NA	16"
1-¼" KAGE FIGHTER-T HANDLEBARS									
CABLES	DESCRIPTION	CHROME	GLOSS BLACK	FLAT BLACK	A	B	C	D (Ø)	E
RE-USE STOCK	6" RISE	0601-4442	0601-4443	0601-4444	30"	3"	4"	1.25"	6"
RE-USE / REPLACE*	8" RISE	0601-4445	0601-4446	0601-4447	30"	3"	4"	1.25"	8"
REPLACE CABLES*	10" RISE	0601-4448	0601-4449	0601-4450	30"	3"	4"	1.25"	10"
REPLACE CABLES*	12" RISE	0601-4451	0601-4452	0601-4453	30"	3"	4"	1.25"	12"
REPLACE CABLES*	14" RISE	0601-4454	0601-4455	0601-4456	30"	3"	4"	1.25"	14"
REPLACE CABLES*	9" RISE +PULLBACK	0601-4457	0601-4458	0601-4459	30"	3"	4"	1.25"	9"
REPLACE CABLES*	11" RISE +PULLBACK	0601-4460	0601-4461	0601-4462	30"	3"	4"	1.25"	11"
REPLACE CABLES*	13" RISE +PULLBACK	0601-4463	0601-4464	0601-4465	30"	3"	4"	1.25"	13"



1-¼" TRADITIONAL APE HANGER HANDLEBARS



1-PIECE KAGE FIGHTER T-HANDLEBARS

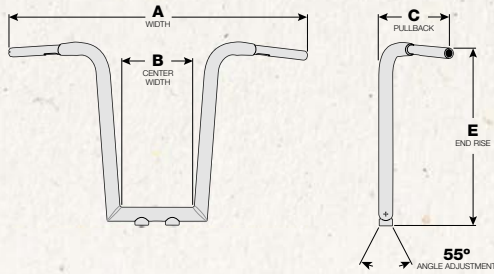


1-¼" KAGE FIGHTER T-HANDLEBARS

\*Handlebars above 10" rise require new cables, however there are a few exceptions that may allow you to re-use your stock cables. Visit [handlebarcables.com](http://handlebarcables.com) to search for specific fitment applications



# HANDLEBAR SPECIFICATIONS



1-1/2" TREE HUGGER HANDLEBARS

1-1/2" TREE HUGGER HANDLEBARS									
REPLACE CABLES*	13" APE HANGER	0601-4844	0601-4845	-	36"	10"	6"	-	13"
REPLACE CABLES*	16" APE HANGER	0601-4846	0601-4847	-	36"	10"	6"	-	16"
REPLACE CABLES*	19" APE HANGER	0601-4848	0601-4849	-	36"	10"	6"	-	19"
REPLACE CABLES*	13" WIDE APE HANGER	0601-4850	0601-4851	-	39"	7.5"	6"	-	13"
REPLACE CABLES*	16" WIDE APE HANGER	0601-4852	0601-4853	-	39"	7.5"	6"	-	16"
REPLACE CABLES*	19" WIDE APE HANGER	0601-4854	0601-4855	-	39"	7.5"	6"	-	19"
1-1/4" TOURING APE HANGERS HANDLEBARS									
RE-USE STOCK	10" APE HANGER	0601-2659	0601-2660	0601-3460	37"	12"	10"	1.00"	10"
REPLACE CABLES*	12" APE HANGER	0601-2661	0601-2662	0601-3461	37"	12"	10"	1.00"	12"
REPLACE CABLES*	14" APE HANGER	0601-2663	0601-2664	0601-3462	37"	12"	10"	1.00"	14"
REPLACE CABLES*	16" APE HANGER	0601-2665	0601-2666	0601-3463	37"	12"	10"	1.00"	16"
REPLACE CABLES*	18" APE HANGER	0601-2667	0601-2668	0601-3464	37"	12"	10"	1.00"	18"
REPLACE CABLES*	20" APE HANGER	0601-2705	0601-2706	0601-3475	33.5"	12"	5.25"	1.00"	18"
HEFTY 1-1/4" HANDLEBARS									
RE-USE STOCK	ROAD KING	0601-0611	-	-	34"	10"	12.5"	1.25"	4.75"
RE-USE STOCK	BEACH-BAR	0601-0612	-	-	36"	8.5"	14.75"	1.25"	2.875"
RE-USE STOCK	DRAG-BAR	0601-0613	-	-	30.5	8"	6.25"	1.25"	--
RE-USE STOCK	DRAG BAR	0601-1529	-	-	30"	11"	-	1.25"	--
RE-USE STOCK	KNUCKLE BAR	0601-0614	-	-	30"	9"	-	1.25"	2.375"
RE-USE STOCK	DRESSER BAR	0601-0615	-	-	35"	9.5"	11"	1.25"	3.875"
RE-USE STOCK	BAGGER	0601-0616	-	-	32.25"	9.5"	14.75"	1.25"	4.5"
RE-USE STOCK	SUPERBAR	0601-1860	0601-1951	0601-3456	33"	5.5	6"	1.25"	3"
RE-USE STOCK	8.5" APE HANGER	0601-0617	-	-	37.5	9"	10"	1.25"	9"
REPLACE CABLES*	10" APE HANGER	0601-0618	-	-	38"	9.5"	10"	1.25"	11"
REPLACE CABLES*	12.5" APE HANGER	0601-0619	0601-1483	0601-3457	36.5"	10"	12"	1.25"	11.75"
REPLACE CABLES*	14" APE HANGER	0601-0875	0601-1484	0601-3458	39.5"	10.5"	10.5"	1.25"	14"
REPLACE CABLES*	16" APE HANGER	0601-0620	0601-1485	0601-3459	39.5"	10.5"	10.5"	1.25"	16.5"
REPLACE CABLES*	18" APE HANGER	0601-0876	0601-1486	-	36"	10.5"	10.5"	1.25"	18"




ALL CABLE FITMENTS AT:

[HANDLEBARCABLES.COM](http://HANDLEBARCABLES.COM)

\*Handlebars above 10" rise require new cables, however there are a few exceptions that may allow you to re-use your stock cables. Visit [handlebarcables.com](http://handlebarcables.com) to search for specific fitment applications





**DRAG**  
Specialties

LACHOPPERS.COM

657.200.3840

  @LACHOPPERS

