

YOUR AROMATHERAPY DIFFUSER

This booklet contains
important information.



CAUTION: Read manual carefully for
proper procedures and operation.



Thank you for purchasing your new Aromatherapy Diffuser from The Pure Company.

We started The Pure Company because we wanted everything in our homes to be healthy—from the air we breathe to the water we drink. And we wanted the things that make our homes healthy to be as beautiful as the people in them. Our lives in those beautiful, healthy homes? We thought a few less gimmicks and gizmos sure would make things a lot simpler.

Which is why our **Pure Company Aromatherapy Diffuser** softly scents your room with naturally sourced, 100% Pure Essential Oils, with no harmful chemicals or artificial fragrance—and why it's as simply designed as it is simple to use, as easy to maintain as it is easy on the eyes.

We hope you love our Aromatherapy Diffuser, and we're excited to hear what you think about it.

To pass on your feedback or for assistance, you can reach us at support@thepurecompany.com

Specifications	04
Safety Instructions	05
What's in the Box	07
Getting Started	09–12
Cleaning & Maintaining Your Aromatherapy Diffuser	13
Frequently Asked Questions (FAQs)	14
Satisfaction Guarantee	15

Specifications

Operating Voltage:

DC 24V

Rated Power:

10 W

Unit Weight:

.9 lbs.

Product Size:

4.5" (height) x 6.25" (diameter)

Operating Time:


7–9 hours

Water Capacity:

10 ounces

Sound Level:

< 25 dB



CORRECT DISPOSAL OF THIS PRODUCT

To prevent possible harm to the environment or human health from uncontrolled waste disposal, recycle it responsibly to promote the sustainable reuse of material resources.

Please recycle per local city/country/state laws in the U.S.



Safety Instructions

Please read all instructions before using this product

WARNING! This product should be used only in accordance with the specifications outlined in this manual. Usage other than what has been specified here may result in serious injury.

When using electrical appliances, basic precautions should always be followed to reduce the risk of fire, electric shock and injury to persons, including the following:

- **DO NOT** wash the tank directly under running water.
- To avoid fire or shock hazard, plug the Aromatherapy Diffuser directly into the correct AC electrical outlet.
- Use only clean water at room temperature to fill the tank.
- **DO NOT** shake, move or add water while the diffuser is plugged in.
- Keep the product out of reach of children.
- **DO NOT** handle any part of the diffuser or adapter when your hands are wet.
- Unplug the diffuser during filling and cleaning.
- **DO NOT** operate the diffuser without water in the tank.
- **DO NOT** tilt diffuser while it contains water and/or is still plugged in.
- **DO NOT** set on or use near wood surfaces.
- Empty the diffuser of excess water by pouring water away from side with electrical port or buttons.
- To avoid fire hazard, **NEVER** put the cord under rugs, near heat registers, radiator, stoves or heaters.
- To protect against electrical hazards, **DO NOT** immerse in water or other liquids. Children may not recognize the hazards associated with the usage of electrical appliances. For this reason, always supervise children when they are near the diffuser.
- Always unplug the diffuser before moving it, cleaning or whenever the diffuser is not in use. Be sure to pull by the plug and not the cord.
- **NEVER** drop or insert any object into any openings.
- **DO NOT** operate the diffuser with a damaged cord or plug.
- **DO NOT** use outdoors.

Safety Instructions

CONTINUED

Please read all instructions
before using this product

- **DO NOT** place anything on top of the diffuser.
- **DO NOT** operate the diffuser near heat sources, open flame or combustible vapors or gases.
- **DO NOT** use gasoline, benzene, thinner, harsh cleaners, etc. on and/or in the unit while cleaning as they will damage the product.
- **NEVER** use alcohol or other solvents.
- **NEVER** block the air openings or outlet on unit.
- Intended for household use as described in this manual. Any other use not recommended by the manufacturer may cause fire, electric shock or injury to persons.
- **DO NOT** attempt to repair or adjust any electrical or mechanical functions on this unit. Doing so will void your warranty. The inside of the diffuser contains no user-serviceable parts. All servicing should be performed by qualified personnel only.

General Guidelines for Using 100% Pure Essential Oils. Read and follow all label cautions and warnings:

- Keep out of reach of children and pets.
- **DO NOT** use on babies, children or pets.
- Keep away from flame, heat and ignition sources (essential oils are flammable).
- **DO NOT** apply undiluted (neat) essential oils directly onto skin.
- **DO NOT** ingest essential oils.
- Keep essential oils out of eyes, ears, nose, mouth and any body opening.
- Never assume an essential oil possesses the same properties as its plant.
- If you have sensitive skin, epilepsy, heart or kidney problems, or any serious medical condition, do not use essential oils unless advised by a physician or medical professional that it is safe.

What's In The Box

1. Cover
2. Water Tank
3. Power Adapter



Pure Design

Simple Design

Our purposeful design combines ease of use and personalized setting options with a clean, unfussy profile that blends in beautifully with any décor—bedside, on a bathroom shelf or as a thoughtful guest room accessory.

Adjustable Settings

Multiple timer settings let you customize the length of time the Aromatherapy Diffuser releases scent to suit your mood or the room's needs—or you can just allow it to run until it's empty, and it will turn itself off. There's even a handy light to keep you posted on how much time is left.

100% Pure Essential Oil Aromatherapy

Just a few drops of our hand-crafted 100% Pure Essential Oil softly scents your room all day, offering the natural benefits of aromatherapy, without harmful chemicals or artificial ingredients.

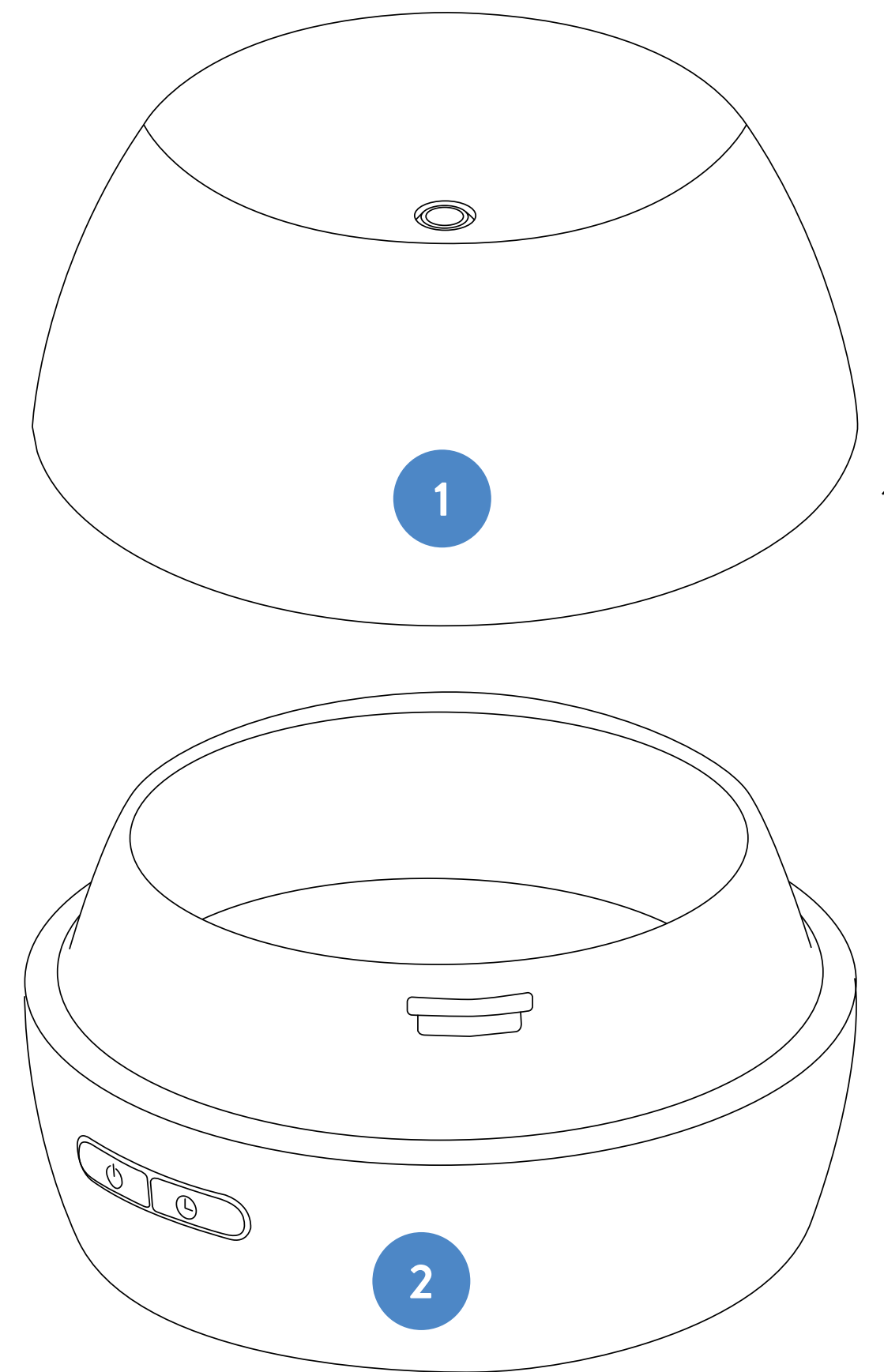
Getting Started

We've designed the Pure Company Aromatherapy Diffuser to make set up and operation quick and easy. See the instructions below—or visit us at thepurecompany.com/support to watch the video.

SETTING UP & OPERATING YOUR AROMATHERAPY DIFFUSER

STEP 1: Remove the cover (1) from the water tank (2).

STEP 2: Fill the water tank (2) with tap or filtered water up to the max line.



STEP 1



STEP 2

Getting Started

CONTINUED

SETTING UP & OPERATING YOUR AROMATHERAPY DIFFUSER

STEP 3: Add 5-10 drops of Pure Company 100% Pure Essential Oil to the water.

STEP 4: Place the cover (1) back on the water tank (2).



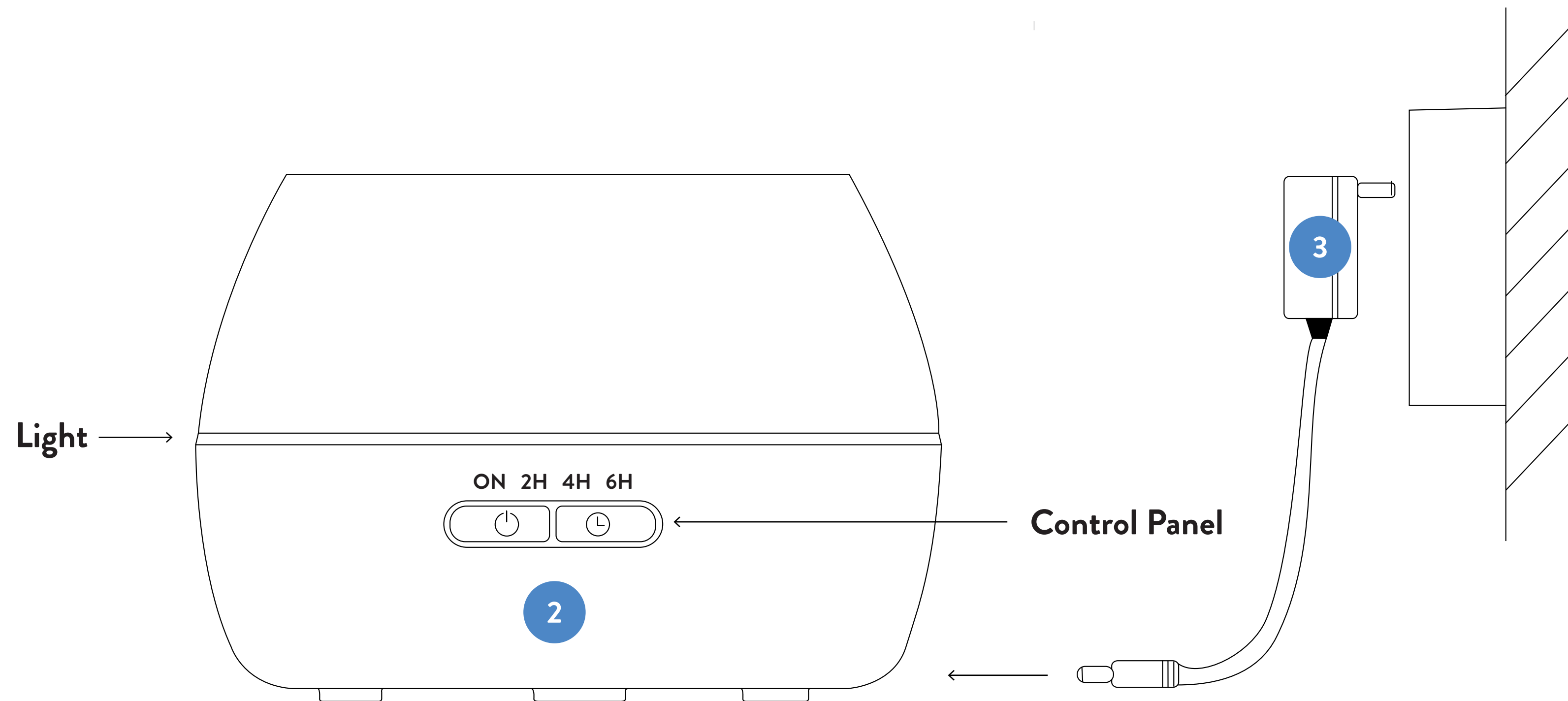
STEP 3



STEP 4

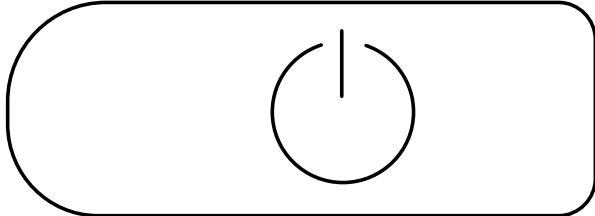
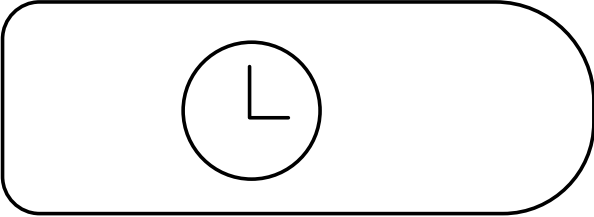
Getting Started CONTINUED

- STEP 5:**
- A. Plug the power adapter (3) into the back of the water tank (2), being careful to keep the diffuser level.
 - B. Plug the other end of the power adapter (3) into an electrical outlet.
 - C. Using the Control Panel, push to turn on. Set the timer to control when the diffuser turns off, or allow it to turn off automatically when it's empty. The green timer light will indicate the amount of time remaining.



Getting Started CONTINUED

CONTROL PANEL INSTRUCTIONS

BUTTON	PRESS	RESULT
 Power/Mist	First Time	Mist On, Light On
	Second Time	Mist On, Light Off
	Third Time	Turn Off
	Press & Hold 2 Seconds	Weak Mist
	Press & Hold 2 Seconds	Regular Mist
*  Timer	First Time	2 Hours
	Second Time	4 Hours
	Third Time	6 Hours

*Turn the unit on to set the timer.

WARNING!

- Do not shake, move or add water while the diffuser is plugged in.
- Keep the product out of reach of children.
- Do not handle any part of the diffuser or adapter when your hands are wet.
- Unplug the diffuser during filling and cleaning.
- The diffuser will not work without water.
- Do not tilt diffuser while it contains water and/or is still plugged in.
- Do not set on or use near wood surfaces.
- Empty diffuser of excess water by pouring water away from side with electrical port or buttons.

Getting Started

CONTINUED

GENERAL GUIDELINES FOR USING 100% PURE ESSENTIAL OILS

Read and follow all label cautions and warnings:

- Keep out of reach of children and pets.
- Do not use on babies, children or pets.
- Keep away from flame, heat and ignition sources (essential oils are flammable).
- Do not apply undiluted (neat) essential oils directly onto skin.
- Do not ingest essential oils.
- Keep essential oils out of eyes, ears, nose, mouth and any body opening.
- Never assume an essential oil possesses the same properties as its plant.
- If you have sensitive skin, epilepsy, heart or kidney problems, or any serious medical condition, do not use essential oils unless advised by a physician or medical professional that it is safe.



Cleaning & Maintaining Your Aromatherapy Diffuser

The Aromatherapy Diffuser should be cleaned at least once every month.

WARNING! Unplug the Aromatherapy Diffuser before removing water and cleaning the tank.

WARNING! **DO NOT** stick any foreign objects or your fingers inside of the unit.

DO NOT use gasoline, benzene, thinner, harsh cleaners, etc. on and/or in the unit while cleaning as they will damage the product.

NEVER use alcohol or other solvents to clean the Aromatherapy Diffuser as it will remove the paint.

1. Turn off the diffuser and unplug the adapter from the outlet.
2. Pull the cover off the diffuser.
3. Remove the excess water from tank by pouring out away from the power adapter input.
4. Using a clean cotton swab or soft, damp cloth, gently wipe the inside of the water tank.

NOTE: More frequent cleaning may be required depending on environmental conditions

HAVE A QUESTION? NEED HELP?

We're here for you.

- Call: 800-572-6228
- Email: support@thepurecompany.com
- Live Chat: [@thepurecompany.com](https://www.thepurecompany.com)

(Please include your order number with your query)

Frequently Asked Questions (FAQs)

PROBLEM	POSSIBLE CAUSE	TRY THE FOLLOWING
The diffuser doesn't work properly.	Power supply is not properly connected, or adapter does not match product.	Connect to power adapter.
	Cover is loose.	Remove and replace cover securely.
	Water is below or above operating level.	Add water to the tank or remove water from the tank.
No mist.	Water is below or above operating level.	Add water to the tank or remove water from the tank.
	Ultra-sonic disc is dirty.	Clean disc.
	Cover is not securely placed.	Remove and replace cover securely.

Satisfaction Guarantee

At The Pure Company, we pride ourselves on providing you with high-quality products you'll love from the start and love even more over time.

If, for any reason, you're not completely satisfied with your purchase, please call us so we can work with you to make things right.

100% Satisfaction Guarantee

Within 60 days of the purchase date, if you are not completely satisfied with your purchase, you may call Customer Care for instructions on returning the unit.

LIMITED 1 YEAR WARRANTY

For warranty service, please contact Customer Care at 1-800-572-6228 or via email at support@thepurecompany.com.

WHAT IS COVERED BY THIS WARRANTY

We warrant the Aromatherapy Diffuser to the Customer, subject to the conditions herein, against defects in workmanship and material, for a period of one (1) year from the date of Customer's original retail purchase.

INSTALLATION AND MAINTENANCE REQUIREMENTS

This warranty is expressly conditioned upon proper installation, operation, cleaning, and maintenance, all in accordance with the Owner's Manual. Failure to meet any of these requirements will void this warranty. Servicing of your Aromatherapy Diffuser by parties other than our authorized representatives and/or using parts other than genuine parts will also void this warranty.

HOW TO OBTAIN WARRANTY SERVICE

Customer must contact The Pure Company Customer Care by calling 1-800-572-6228 or emailing support@thepurecompany.com and provide proof of purchase within the above time periods. We will repair or replace and return the product, without charge and within a reasonable period of time, subject to the conditions herein, if our examination shall disclose any part to be defective in workmanship or material. If we, in our discretion, are unable to repair the product after a reasonable number of attempts, we will provide either a refund of the purchase price or a replacement unit, at the company's option. We reserve the right to inspect and/or require conformation of installation method.

WHAT IS NOT COVERED BY THIS WARRANTY

Not for commercial use. Ordinary wear and tear shall not be considered a defect in workmanship or material. These warranties do not apply for loss or damage caused by accident, fire, abuse, misuse, improper installation, leaking, modification, misapplication, or any repairs other than those provided by our authorized Service Center. This warranty is non-transferable and does not cover consumable items such as filters.

UNAUTHORIZED CHANNELS

Warranties are voided if a product is purchased through unauthorized channels; this includes websites that are not authorized to use our trademarked names, images, and logos as well as Internet auction sites (e.g., eBay and Craigslist). To confirm warranty coverage prior to purchasing a product, contact The Pure Company Customer Care with the product serial number.

EXCLUSION OF OTHER WARRANTIES & CONDITIONS

EXCEPT AS PROVIDED HEREIN, WE MAKE NO REPRESENTATION OR WARRANTY OF ANY KIND. ALL OTHER WARRANTIES OF ANY KIND, EXPRESS OR IMPLIED, ARE HEREBY EXPRESSLY DISCLAIMED, INCLUDING ANY IMPLIED WARRANTY OF MERCHANTABILITY OR FITNESS FOR A PARTICULAR PURPOSE. LIMITATION OF LIABILITY FOR SPECIAL, INCIDENTAL, OR CONSEQUENTIAL DAMAGES WE SHALL NOT IN ANY CASE BE LIABLE FOR SPECIAL, INCIDENTAL, OR CONSEQUENTIAL DAMAGES ARISING FROM BREACH OF EXPRESSED OR IMPLIED WARRANTIES, CONDITIONS, GUARANTEES, OR REPRESENTATIONS, BREACH OF CONTRACT, NEGLIGENCE, OR ANY OTHER LEGAL THEORY. Such excluded damages include, but are not limited to, loss of profits or revenue, and loss of the use of the products, and any loss caused by leaks or other water damage.

FOR U.S. APPLICATION ONLY


This warranty gives you specific legal rights, and you may also have other rights which vary from state to state. Some states do not allow limitations on warranties, or on remedies for breach. In such states, the above limitations may not apply to you.

This warranty is provided by:

The Pure Company Global, LLC
300 East Valley Drive
Bristol, VA 24201 (in US);

SERVICE

Every effort is made to ensure customers receive an up-to-date owner's manual on the use of our products; however, from time to time, modifications to our products may without notice make the information contained herein subject to alteration. For the latest information, please visit our website thepurecompany.com/support.



THE PURE COMPANY

For information regarding the use of this product contact Customer Care.

support@thepurecompany.com

(800) 572-6228

The Pure Company Global, LLC, 300 East Valley Drive, Bristol, VA 24201

Made in P.R.C.

©The Pure Company 2018

65-00669 VA-01041