

Project:	
Type:	
Catalog #:	



STANDARD



FEATURES

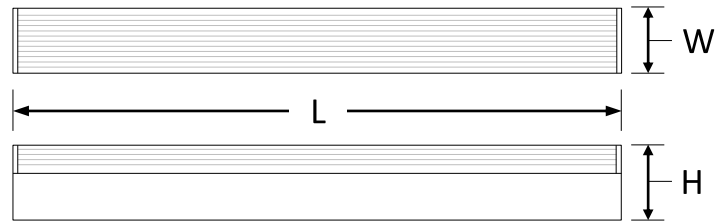
- Available in 3500k (warm/neutral white), 4000k (neutral white) and 5000k (cool white) color temperatures.*
- Long-life LEDs provide 122,000 hours of operation with at least 70% of initial lumen output (L₇₀).**
- BLCSELEDSS-2FT provides 2,582 luminaire lumens (132 lumens per watt, LPW) at 3500k; 2,592 luminaire lumens (133 LPW) at 4000k; and 2,613 luminaire lumens (134 LPW) at 5000k.*
- BLCSELEDSS-3FT provides 3,138 luminaire lumens (127 LPW) at 3500k; 3,154 luminaire lumens (129 LPW) at 4000k; and 3,186 luminaire lumens (131 LPW) at 5000k.*
- BLCSELEDSS-4FT provides 4,278 luminaire lumens (128 LPW) at 3500k; 4,313 luminaire lumens (129 LPW) at 4000k; and 4,382 luminaire lumens (131 LPW) at 5000k.*
- BLCSELEDSS-8FT provides 8,129 luminaire lumens (131 LPW) at 3500k; 8,131 luminaire lumens (132 LPW) at 4000k; and 8,135 luminaire lumens (132 LPW) at 5000k.*
- Uniform illumination with no visible LED pixelation.
- Universal 120-277 50-60Hz.
- 0-10vdc dimming capability is standard.
- Power factor > 0.90.
- Total harmonic distortion < 20%.
- Color rendering index > 80.
- Steel housing and PMMA lens.
- Easy installation in new construction or retrofit.

* Contact factory for other color temperatures and lumen packages.
** L₇₀ hours are IES TM21-11 calculated hours.

WARRANTY & LISTINGS

- cULus approved for damp locations.
- DLC approved.
- Low risk of flicker per IEEE1789-2015 at 100% light output.
- Complies with FCC Part 15, Class B (except for BLCSELEDSS8FT, which has Class A compliance).
- Complies with IEEE C.62.41-1991, Class A input transient surge protection (2.5kV).
- 5-year warranty of all electronics and housing.

DIMENSIONS



	BLCSELEDSS2FT	BLCSELEDSS3FT	BLCSELEDSS4FT	BLCSELEDSS8FT
Length ☒ L	22 1/4"	35"	47 3/8"	94 1/4"
Width ☒ W	2 3/8"	2 3/8"	2 3/8"	2 3/8"
Height ☒ H	2 3/4"	2 3/4"	2 3/4"	2 3/4"
Weight (lbs.)	2.4	3.1	3.7	7.5

ORDERING INFORMATION

Example: SL-3FT-3500K

Series	Length & Wattage	Color Temperature & Voltage		Occupancy Sensor ¹²	
SL-3FT-3500K	2FT-20	35KMV-ET	3500k, 120-277V	OS	Passive infrared
	3FT-25	4KMV-ET	4000k, 120-277V	Blank	No occupancy sensor
	4FT-35	5KMV-ET	5000k, 120-277V		
	8FT-65				

¹ Contact factory for other sensors.
² OS = passive infrared technology – features include on/off only.

ACCESSORIES

Remote Mount Emergency Drivers*

- BLEDEM-CP-800 = Emergency driver
- BLEDEM-CP-1200 = Emergency driver
- BLEDEM-CP-1600 = Emergency driver
- BLEDEM-CP-2000 = Emergency driver
- BLEDEM-CP-2400 = Emergency driver
- BLEDEM-CP-800-CEC = Emergency driver - CEC listed
- BLEDEM-CP-1200-CEC = Emergency driver - CEC listed
- BLEDEM-CP-1600-CEC = Emergency driver - CEC listed
- BLEDEM-CP-2000-CEC = Emergency driver - CEC listed
- BLEDEM-CP-2400-CEC = Emergency driver - CEC listed

*Emergency drivers must be remote mounted.

EMERGENCY DRIVERS – PERFORMANCE DATA*

Emergency Driver Part Number	BLEDEM-CP-800		BLEDEM-CP-1200		BLEDEM-CP-1600		BLEDEM-CP-2000		BLEDEM-CP-2400		Runtime
	Watts	EM Lumens	Watts	EM Lumens	Watts	EM Lumens	Watts	EM Lumens	Watts	EM Lumens	
SL-3FT-3500K	5.0	650	7.8	1014	10.7	1391	13.7	1781	17.0	2210	90 MINS.
SL-3FT-3500K	5.0	650	7.8	1014	10.7	1391	13.7	1781	17.0	2210	
SL-3FT-3500K	5.0	650	7.8	1014	10.7	1391	13.7	1781	17.0	2210	
SL-3FT-3500K	5.0	650	7.8	1014	10.7	1391	13.7	1781	17.0	2210	

* Suitable for ambient above 0°C (32°F)

COMPATIBLE DIMMERS

Manufacturer	Model Number	Dimming Range	Load Switching Capacity
Lutron	DVSTV	10%-100%	450W
Leviton	IP710-LFZ	10%-100%	1200W
General Protecht	DMD-LED3-102	10%-100%	600W

ELECTRICAL

Model	Color Temp.	CRI ¹	Luminaire Lumens	Luminaire Watts	Lumens Per Watt	Input Voltage ²	Input Current (A)			Power Factor	THD ³	L ₇₀ Hours ⁴
							120V	240V	277V			
SL-3FT	3500k	> 80	2,582	20	132	120-277	0.17	0.08	0.07	> 90%	< 20%	122,000
SL-3FT	4000k	> 80	2,592	20	133	120-277	0.17	0.08	0.07	> 90%	< 20%	122,000
SL-3FT	5000k	> 80	2,613	19	134	120-277	0.16	0.08	0.07	> 90%	< 20%	122,000
SL-3FT	3500k	> 80	3,138	25	127	120-277	0.21	0.10	0.09	> 90%	< 20%	122,000
SL-3FT	4000k	> 80	3,154	25	129	120-277	0.21	0.10	0.09	> 90%	< 20%	122,000
SL-3FT	5000k	> 80	3,186	24	131	120-277	0.20	0.10	0.09	> 90%	< 20%	122,000
SL-3FT	3500k	> 80	4,278	33	128	120-277	0.28	0.14	0.12	> 90%	< 20%	122,000
SL-3FT	4000k	> 80	4,313	33	129	120-277	0.28	0.14	0.12	> 90%	< 20%	122,000
SL-3FT	5000k	> 80	4,382	33	131	120-277	0.28	0.14	0.12	> 90%	< 20%	122,000
SL-3FT	3500k	> 80	8,129	62	131	120-277	0.52	0.26	0.22	> 90%	< 20%	122,000
SL-3FT	4000k	> 80	8,131	62	132	120-277	0.52	0.26	0.22	> 90%	< 20%	122,000
SL-3FT	5000k	> 80	8,135	62	132	120-277	0.52	0.26	0.22	> 90%	< 20%	122,000

¹ Color rendering index.

² All 50-60Hz.

³ Total harmonic distortion.

⁴ L₇₀ refers to the number of hours at which lumen output declines to 70% of the initial level. L₇₀ hours are IES TM21-11 calculated hours.

PHOTOMETRIC DATA

SL-3FT-3500K

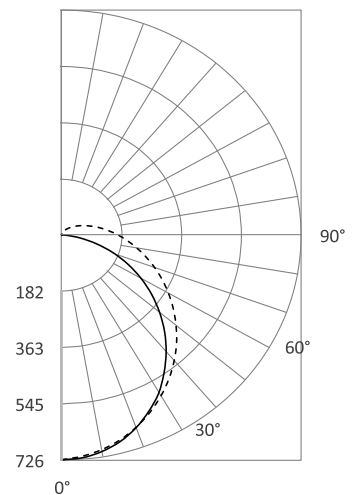
Luminaire Data

Description	2' Slim Strip 35K
Total Lumens	2,604
Input Wattage	20
Efficacy (lm/W)	132
Spacing Criterion (0-180°)	1.22
Spacing Criterion (90-270°)	1.24

Zonal Lumen Summary

Zone	Lumens	%Fixt	Zone	Lumens	%Fixt
0-20°	265	10.2%	60-80°	527	20.2%
0-30°	562	21.6%	70-80°	227	8.7%
0-40°	920	35.3%	80-90°	156	6.0%
0-60°	1,651	63.4%	90-110°	172	6.6%
0-80°	2,178	83.6%	90-120°	216	8.3%
0-90°	2,334	89.6%	90-130°	242	9.3%
10-90°	2,265	87.0%	90-150°	265	10.2%
20-40°	655	25.2%	90-180°	270	10.4%
20-50°	1,032	39.6%	110-180°	98	3.8%
40-70°	1,031	39.6%	0-180°	2,604	100.0%

180° Polar Graph



PHOTOMETRIC DATA

SL-3FT-3500K

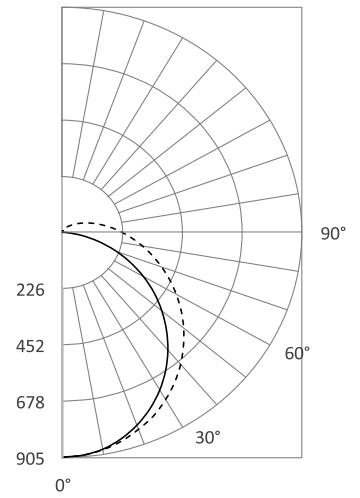
Luminaire Data

Description	3' Slim Strip 35K
Total Lumens	3,161
Input Wattage	25
Efficacy (lm/W)	128
Spacing Criterion (0-180°)	1.22
Spacing Criterion (90-270°)	1.3

Zonal Lumen Summary

Zone	Lumens	%Fixt	Zone	Lumens	%Fixt
0-20°	330	10.4%	60-80°	641	20.3%
0-30°	700	22.1%	70-80°	273	8.6%
0-40°	1,146	36.3%	80-90°	181	5.7%
0-60°	2,051	64.9%	90-110°	188	5.9%
0-80°	2,692	85.2%	90-120°	232	7.3%
0-90°	2,872	90.9%	90-130°	258	8.1%
10-90°	2,787	88.2%	90-150°	281	8.9%
20-40°	816	25.8%	90-180°	289	9.1%
20-50°	1,283	40.6%	110-180°	101	3.2%
40-70°	1,272	40.3%	0-180°	3,161	100.0%

180° **Polar Graph**



SL-3FT-3500K

Luminaire Data

Description	4' Slim Strip 35K
Total Lumens	4,293
Input Wattage	33
Efficacy (lm/W)	129
Spacing Criterion (0-180°)	1.22
Spacing Criterion (90-270°)	1.3

Zonal Lumen Summary

Zone	Lumens	%Fixt	Zone	Lumens	%Fixt
0-20°	448	10.4%	60-80°	869	20.2%
0-30°	949	22.1%	70-80°	371	8.6%
0-40°	1,554	36.2%	80-90°	245	5.7%
0-60°	2,782	64.8%	90-110°	255	5.9%
0-80°	3,651	85.0%	90-120°	316	7.4%
0-90°	3,895	90.7%	90-130°	352	8.2%
10-90°	3,779	88.0%	90-150°	386	9.0%
20-40°	1,106	25.8%	90-180°	398	9.3%
20-50°	1,740	40.5%	110-180°	142	3.3%
40-70°	1,726	40.2%	0-180°	4,293	100.0%

180° **Polar Graph**

