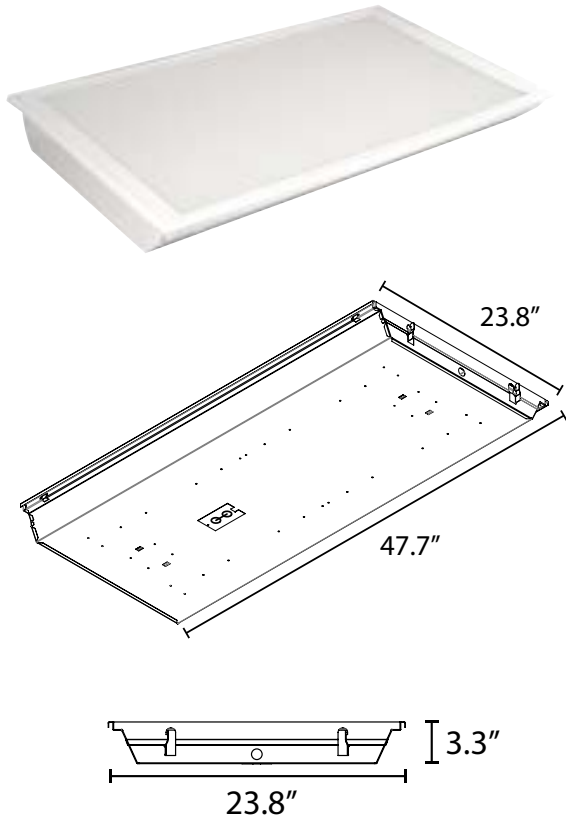


ECO-T 2X4 LED RECESSED TROFFER

MLRT24D



PRODUCT DESCRIPTION:

Combining high efficiency and a high quality light in a performance-and value-optimized package, MaxLite's ECO-T LED Recessed Troffer represents the inflection point to making LEDs a cost-effective replacement for fluorescent troffers in lay-in or T-grid ceilings for the commercial and institutional market, including schools and municipalities.

ECO-T offers a classic recessed housing with LED strips that resemble fluorescent tubes when lit. While fluorescent fixtures can buzz and flicker and contribute to headache and eye fatigue, ECO-T is constructed with LM-80-rated LEDs and a prismatic clear diffuser for higher lumens, making it the silent and flicker-free solution for offices, lobbies, hallways and conference rooms in schools, municipalities, airports, healthcare facilities, showrooms, corporate campuses and retailers trying to stretch renovation and construction budgets. With standard 0-10V dimming provided, ECO-T maintains 90 percent of the light in a 60-degree beam angle to project light downward towards surfaces.

FEATURES:

- 150,000* calculated hour life at L70 standards for 35W models
- 85,000* calculated hour life at L70 standards for 45W models
- 10.0 lbs.
- 0-10V dimming standard (down to 10%)
- IC-Rated
- CRI: 80
- Fits standard T-bar grid (drop ceilings)
- Also available in 2'x2'
- Prismatic diffuser is standard
- Room side access door to service and upgrade LED strips
- Suitable for damp locations
- Five year limited warranty

MODEL SELECTION (Full list of order codes on pg. 2) Typical order example: MLRT24D4550EM

MLRT	24D			
FAMILY	SIZE	WATTAGE	COLOR TEMPERATURE (CCT)	EMERGENCY BACKUP
MLRT	24D= 2X4, Dimmable	35= 35 Watts 45= 45 Watts	35= 3500K 41= 4100K 50= 5000K	(OMIT)= No Emergency Power 1EM= Emergency Battery Backup

ACCESSORIES		
ORDER CODE	MODEL NUMBER	DESCRIPTION
71884	MLSMKRT24D	Surface mount kit

NOTES:

1. * In the event of a power failure, the battery backup units switch to emergency mode (700 lumen output) and operates the fixture for a minimum of 90 minutes.
2. * Based on TM-21 calculations

SPECIFICATIONS:

ITEM	SPECIFICATION	MLRT24D3535	MLRT24D3541	MLRT24D3550	MLRT24D4535	MLRT24D4541	MLRT24D4550	
		DETAILS - 35W			DETAILS - 45W			
GENERAL PERFORMANCE	Power Consumption (W)	33	32	34	45	45	45	
	Lumens Delivered (lm)	3283	3112	3375	4265	4395	4530	
	CRI	82	82	83	80	80	80	
	Color Temperature	3500K	4100K	5000K	3500K	4100K	5000K	
	Lumens Delivered	3283	3112	3375	4265	4395	4530	
	Efficacy	100 lm/W	97.3 lm/W	100 lm/W	99 lm/W	104 lm/W	106 lm/W	
	L70 Lifetime (hours)	150,000			85,000			
	Spacing Criteria	Available Upon Request						
	Color Consistency	Proprietary binning for uniform color						
ELECTRICAL	Power Factor	0.99						
	Input Voltage	120V-277V 50/60 Hz						
PHYSICAL	Housing	Steel						
	Optics	Standard prismatic diffuser						
	Mounting	Fits standard grid for drop ceilings						
	Operating Temperature	-4°F to 104°F						
	Humidity	20% - 85% RH, non condensing						
APPLICATION	Certification	NSF*, DLC, Title 24, ETL, FCC, LM-79, LM-80						
	Environment	Indoor Use						
	Warranty	5 Year						

*Only 45W models are NSF certified

RECOMMENDED DIMMING CONTROLS	
Lutron	NFTV0-10
Leviton	IP 710DL
Leviton	IP 710DLZ

Lighting layouts and spacing criteria available upon request

ORDERING:**

ORDER CODE	MODEL NUMBER	OPTIONS	SIZE	POWER (WATTS)	OUTPUT (LUMENS)	CCT
74195	MLRT24D3535	None	2x4	35	3,283	3500K
96257	MLRT24D3535EM	Emergency Battery Backup				
74196	MLRT24D3541	None			3,112	4100K
74830	MLRT24D3541EM	Emergency Battery Backup				
74197	MLRT24D3550	None			3,375	5000K
74830	MLRT24D3550EM	Emergency Battery Backup				
72893	MLRT24D4535*	None		45	4,265	3500K
73513	MLRT24D4535EM*	Emergency Battery Backup				
72892	MLRT24D4541*	None			4,395	4100K
73514	MLRT24D4541EM	Emergency Battery Backup				
72891	MLRT24D4550	None			4,530	5000K
73515	MLRT24D4550EM	Emergency Battery Backup				

CONSTRUCTION:

- The housing and back panel are sheet steel
- Standard prismatic lens
- Modular construction for easy replacement

CONTROL:

- Integral Class2 ETL-listed LED driver
- Up to 20 panels can be linked to each master panel

BUILDING AUTOMATION COMPATIBLE:

Multiple panels can also be controlled from a single source. The panels can be linked to a building automation system. Contact your MaxLite representative for inquiries involving dimming control methods.

ZONAL LUMEN TABULATION:

MLRT24D3535

y(°)	Lumens	% Total
0-10	136.114	4.15%
10-20	391.34	11.92%
20-30	589.565	17.96%
30-40	675.584	20.58%
40-50	609.491	18.57%
50-60	428.31	13.05%
60-70	244.14	7.44%
70-80	147.481	4.49%
80-90	57.637	1.76%
90-100	0.592	0.02%
100-110	0.433	0.01%
110-120	0.408	0.01%
120-130	0.389	0.01%
130-140	0.389	0.01%
140-150	0.349	0.01%
150-160	0.277	0.01%
160-170	0.186	0.01%
170-180	0.07	0.00%
Total	3282.8	100%

MLRT24D3541

y(°)	Lumens	% Total
0- 10	128.62	4.13%
10- 20	369.974	11.89%
20- 30	558.441	17.94%
30- 40	642.11	20.63%
40- 50	580.855	18.67%
50- 60	407.677	13.10%
60- 70	229.938	7.39%
70- 80	137.742	4.43%
80- 90	53.663	1.72%
90-100	0.527	0.02%
100-110	0.408	0.01%
110-120	0.395	0.01%
120-130	0.384	0.01%
130-140	0.383	0.01%
140-150	0.341	0.01%
150-160	0.268	0.01%
160-170	0.179	0.01%
170-180	0.068	0.00%
Total	3112.0	100%

MLRT24D3550

y(°)	Lumens	% Total
0- 10	138.331	4.10%
10- 20	398.571	11.81%
20- 30	603.481	17.88%
30- 40	695.665	20.61%
40- 50	630.867	18.69%
50- 60	445.947	13.21%
60- 70	252.418	7.48%
70- 80	149.76	4.44%
80- 90	56.906	1.69%
90-100	0.51	0.02%
100-110	0.48	0.01%
110-120	0.46	0.01%
120-130	0.444	0.01%
130-140	0.446	0.01%
140-150	0.39	0.01%
150-160	0.306	0.01%
160-170	0.199	0.01%
170-180	0.075	0.00%
Total	3375.3	100%

y(°)	Lumens	% Total
0-60	2830.404	86.22%
60-90	449.258	13.69%
0-90	3279.662	99.91%
90-180	3.093	0.09%
0-180	3282.8	100%

Zonal Lumen Data

y(°)	Lumens	% Total
0- 60	2687.677	86.37%
60- 90	421.343	13.54%
0-90	3109.02	99.91%
90- 180	2.953	0.09%
0- 180	3112.0	100%


Zonal Lumen Data

y(°)	Lumens	% Total
0- 60	2912.862	86.30%
60- 90	459.084	13.60%
0-90	3371.946	99.90%
90- 180	3.31	0.10%
0- 180	3375.3	100%


Zonal Lumen Data

ILLUMINANCE PLOT:


MLRT24D3535



MLRT24D3541




MLRT24D3550

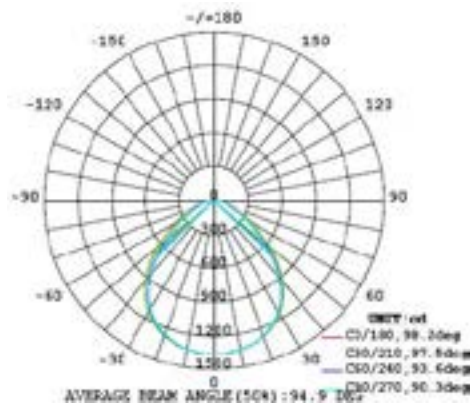


POLAR CANDELA DISTRIBUTION:

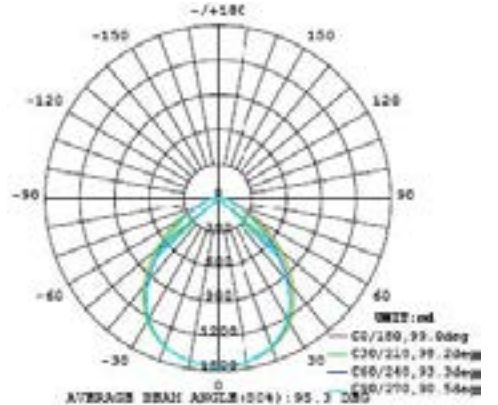
MLRT24D3535



MLRT24D3541



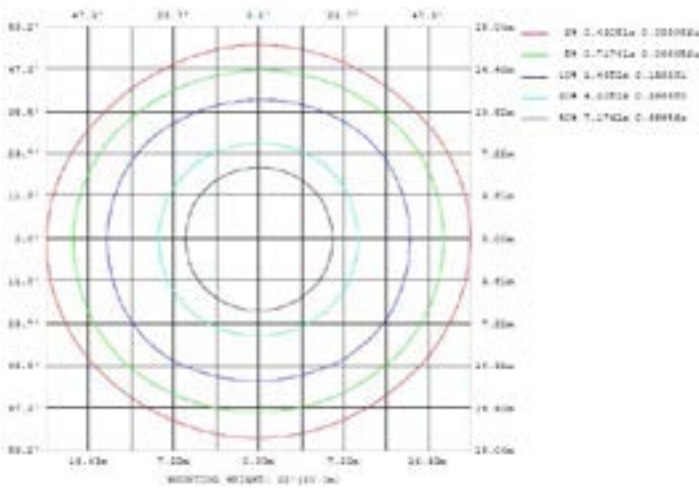
MLRT24D3550



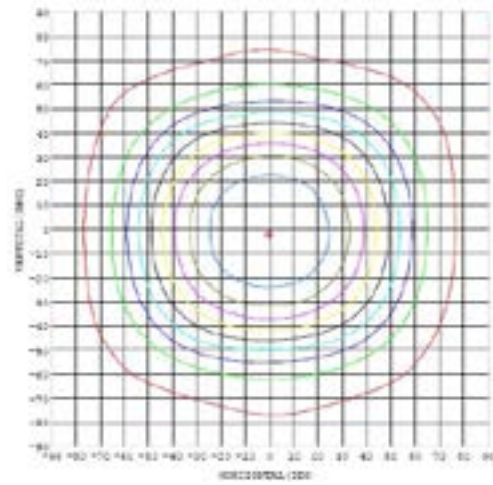
ILLUMINANCE PLOT (FOOTCANDLES):

ISOCANDELA PLOT:

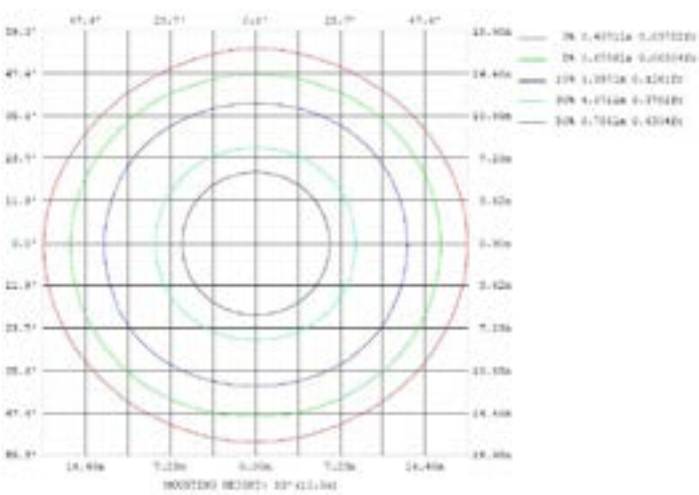
MLRT24D3535



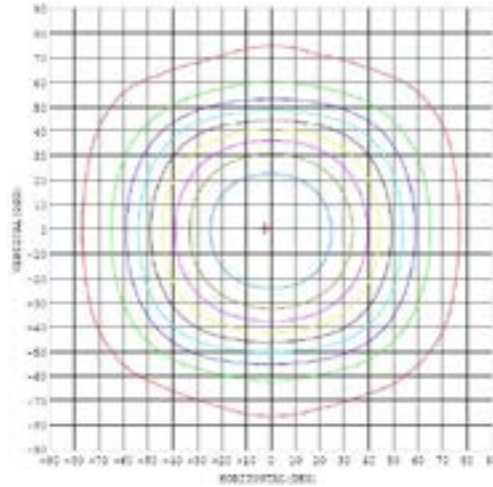
MLRT24D3535



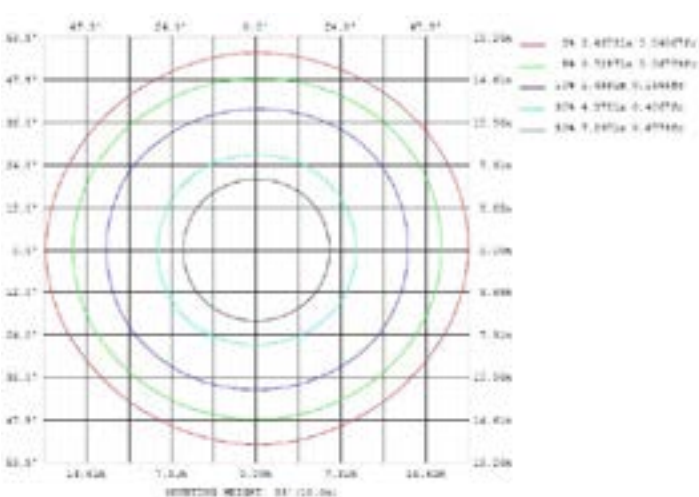
MLRT24D3541



MLRT24D3541



MLRT24D3550



MLRT24D3550

