




PROJECT NAME: _____ CAT. #: _____
 NOTES: _____ FIXTURE SCHEDULE: _____

MLFP Flat Panel Gen 4 Control Ready Wattage and Color Selectable



Product Description:

A seamless replacement for 1'x4', 2'x2' and 2'x4' fluorescent fixtures, MaxLite's next-generation LED Flat Panels are designed to lay in drop ceilings in offices, schools, and healthcare applications. The panels produce highly efficient, uniform illumination, and offer the versatility of field-selectable color temperatures and wattages to suit various application needs. The panels are fully dimmable, and may be combined with motion sensors for further energy savings. MaxLite panels deliver all the benefits of LED technology, including a long life with high lumen maintenance, reduced energy consumption and lower maintenance costs.

Features:

- Field Wattage and CCT Selectable
- Controls Ready – can be paired with the new cMax controls nodes
- Fixtures are set to lowest wattage and 4000K as default factory setting
- Fixed Wattage units also available
- 0-10V Dimmable
- Voltage: 120-277V
- L70 Lumen Maintenance $\geq 100,000$ at 40°C (104°F)
- On EM mode, the fixture output a minimum of 700 lumens for 90 minutes, when fully charged

Controls Ready:

MaxLite's new Controls Ready (CR) fixtures allows for quick and easy in-field installation (plug and play) of controls. Simply purchase any CR fixture and the required Controls Node and you're all set! See the accessory table for all controls options available for this fixture.



Order Structure

FAMILY	SIZE	PANEL TYPE	WATTAGE SELECTABLE	CCT SELECTABLE	CONTROL READY	BATTERY BACKUP
MLFP= Flat Panel	14= 1'x4'	G4= Backlit	20W= 20W, 25W, 30W	CS= CCT Selectable 3500K, 4000K, 5000K	CR= Control Ready	[BLANK]= None EM= Battery Backup
	22= 2'x2'		18W= 18W, 27W, 36W			
	24= 2'x4'		27W= 27W, 36W, 45W			
	SIZE		WATTAGE			
	22= 2'x2'		18CS= 18W			
	24= 2'x4'		28CS= 26W			

NOTES:
 * On EM mode, the fixture CCT will be set to 5000K

Stocked Items

ORDER CODE	MODEL NUMBER	DLC PRODUCT ID #	DIMENSION (L" X W" X H")Y
105184	MLFP14G420WCSCR	PKL0UT6P	47.7" x 11.9" x 2.2"
105188	MLFP22G418WCSCR	PX9RHOZS	23.7" x 23.7" x 2.2"
105528	MLFP24G427WCSCR	PSR53N2J	47.7" x 23.7" x 2.3"
105192	MLFP22G418CSCR	PMQN4X76	23.7" x 23.7" x 2.3"
105532	MLFP24G428CSCR	P5IRSW6Z	47.7" x 23.7" x 2.2"






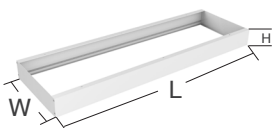

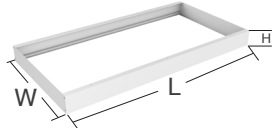





10-year standard warranty with labor allowance (further details available at www.maxlite.com/warranties)

Warranty Limitations: Product must be rated for application per the Product Data Sheet (PDS); operated ≤ 16 hrs; in ambient temperatures -4°F to 77°F. If ambient temperatures fall outside the -4°F to 77°F range, product is warranted for 5 years according to the operating temperature range specified on the PDS. Up to \$25/unit; registration required. Additional coverage may be available for purchase; contact MaxLite. Excludes EM/MS versions; component warranty applies.



MLFP Flat Panel Gen 4 Control Ready

Wattage and Color Selectable

Accessories (SOLD SEPARATELY)

ORDER CODE	MODEL NUMBER	DESCRIPTION	IMAGE
104817	ML14G4FK	Gen 4 1x4' Flat Panel Flange Kit	
104819	ML22G4FK	Gen 4 2x2' Flat Panel Flange Kit	
104820	ML24G4FK	Gen 4 2x4' Flat Panel Flange Kit	
104811	ML14G4SMK	Gen 4 1X4 Flat Panel Surface Mount Kit (47.87" L X 12.32" W X 3.7" H)	
104813	ML22G4SMK	Gen 4 2X2 Flat Panel Surface Mount Kit (23.85" L X 24.97" W X 3.7" H)	
104814	ML24G4SMK	Gen 4 2X4 Flat Panel Surface Mount Kit (47.87" L X 24.97" W X 3.7" H)	
104816	MLG4CHK	Gen 4 Cable Hanging Kit For 1x4 & 2x2 Flat Panel	
104848	ML24G4CHK	Gen 4 Cable Hanging Kit For 2x4 Flat Panel - 6 Cables	
105567	CN-REMOTE	Control Node Remote Control	
105564	CN-RTMST	Control Node Rectangular, Microwave Motion Sensor, Translucent	
105890	CN-RTPSW	Control Node Rectangular, PIR Motion Sensor/Daylight Harvesting, White	

Sensor

SENSOR	TECHNOLOGY	DIMMING	DAYLIGHT HARVESTING	REMOTE CONTROL	QR CODE
CN-RTMST	Microwave, Photoelectric	Bi-Level	N/A	Yes	
CN-RTPSW	PIR, Photoelectric	Bi-Level	Continuous Adjustment Mode (CAM)	Yes	



MLFP Flat Panel Gen 4 Control Ready Wattage and Color Selectable

Specifications

Specifications	MLFP14G4XXWCSCR		
Size	1'X4'		
Power Consumption	20W*	25W	30W
Lumens Delivered	2540, 2600*, 2590 lm	3020, 3130, 3080 lm	3600, 3790, 3700 lm
Efficacy	126, 133*, 126 lm/w	121, 130, 122 lm/w	118, 128, 119 lm/w
CRI	≥80		
Color Temperature (K)	3500K, 4000K*, 5000K	3500K, 4000K, 5000K	3500K, 4000K, 5000K
L70 Lumen maintenance	≥100,000 Hrs		
Power Factor	>0.9		
Input Voltage	120-277V		
Comp Dimmer	Designed to be compatible with most 0-10V dimmers		
Mounting	Surface mount, Flange mount and Aircraft cables		
Operating Temperature	-4°F to 122°F (-20°C to 50°C)		
Humidity	20% to 85% RH non-condensing		
Certification	ETL Listed, FCC		
Material Usage	RoHS Compliant; No Mercury		
Environment	Damp/ Dry Location		
DesignLight Consortium	DLC Standard		
Warranty	10 Years warranty		

* Factory default wattage/CCT is 20W/4000K.

NOTE:

1. Other wattages and CCTs are adjusted in the field by installer.

Specifications

Specifications	MLFP22G4XXWCSCR			MLFP22G418CSCR
Size	2'X2'			
Power Consumption	18W*	27W	36W	18W
Lumens Delivered	2000, 2040*, 2080 lm	2900, 3040, 3030 lm	3820, 4000, 4000 lm	2000 lm
Efficacy	113, 119*, 117 lm/w	110, 119, 113 lm/w	107, 118, 112 lm/w	110 lm/w
CRI	≥80			
Color Temperature (K)	3500K, 4000K*, 5000K	3500K, 4000K, 5000K	3500K, 4000K, 5000K	3500K, 4000K, 5000K
L70 Lumen maintenance	≥100,000 Hrs			
Power Factor	>0.9			
Input Voltage	120-277V			
Comp Dimmer	Designed to be compatible with most 0-10V dimmers			
Mounting	Surface mount, Flange mount and Aircraft cables (Information needs to be confirmed)			
Operating Temperature	-4°F to 122°F (-20°C to 50°C)			
Humidity	20% to 85% RH non-condensing			
Certification	ETL Listed, FCC			
Material Usage	RoHS Compliant; No Mercury			
Environment	Damp/ Dry Location			
DesignLight Consortium	DLC Standard			
Warranty	10 Years warranty			

* Factory default wattage/CCT is 20W/4000K.

NOTE:

MLFP Flat Panel Gen 4 Control Ready Wattage and Color Selectable

Specifications

	MLFP24G4XXWCSCR			MLFP24G428CSCR
Size	2'X4'			
Power Consumption	27W*	36W	45W	28W
Lumens Delivered	3140, 3260*, 3220 lm	4090, 4030, 4170 lm	4920, 5200, 5040 lm	3100 lm
Efficacy	118, 126*, 121 lm/w	114, 124, 115 lm/w	111, 121, 111 lm/w	110 lm/w
CRI	≥80			
Color Temperature (K)	3500K, 4000K*, 5000K	3500K, 4000K, 5000K	3500K, 4000K, 5000K	3500K, 4000K, 5000K
L70 Lumen maintenance	≥100,000 Hrs			
Power Factor	>0.9			
Input Voltage	120-277V			
Comp Dimmer	Designed to be compatible with most 0-10V dimmers			
Mounting	Surface mount, Flange mount and Aircraft cables (Information needs to be confirmed)			
Operating Temperature	-4°F to 122°F (-20°C to 50°C)			
Humidity	20% to 85% RH non-condensing			
Certification	ETL Listed, FCC			
Material Usage	RoHS Compliant; No Mercury			
Environment	Damp/ Dry Location			
DesignLight Consortium	DLC Standard			
Warranty	10 Years warranty			

* Factory default wattage/CCT is 27W/4000K.

NOTE:

1. Other wattages and CCTs are adjusted in the field by installer.

DIMENSIONS

MLFPxxG4yyWCS MODELS (COLOR AND WATTAGE SELECT MODELS)

