

PROJECT NAME: \_\_\_\_\_ CAT. #: \_\_\_\_\_  
 NOTES: \_\_\_\_\_ FIXTURE SCHEDULE: \_\_\_\_\_

## M Series

Architectural SSL Magazine  
**PIA'21**  
 product innovation award

125/150W  
 STRAIGHT ARM



200/250/320W  
 FLEXIBLE ARM WITH C-MAX



125/150W  
 KNUCKLE SLIPFITTER



75/100W  
 TRUNNION



40/55W  
 FIXED WALL



40/55W VARIABLE  
 (ADJUSTABLE) WALL WITH C-MAX



40/55W FIXED WALL WITH EM  
 (BATTERY BACKUP)



### Product Description:

The M Series product family provides a slim, clean design with tremendous versatility for outdoor lighting applications. A singular housing thrives as either an Area, Flood or Wall fixture depending on the optics and mounting selected. The standard product is CCT selectable, enabling the customer to choose from 3 color temperatures in a single product. It also includes a controls ready receptacle that allows the customer to add either basic controls, such as an on/off photocell or motion sensor, or network control nodes for grouping and more sophisticated control functions. Beyond the standard features, additional options and accessories include high voltage (277-480V), battery backup, visual comfort lens, back light shield and visors. The M Series family provides a comprehensive site design solution for your outdoor lighting needs.

### Installation:

- 6 mountings available - straight arm, flexible arm, knuckle slipfitter, trunion, variable (adjustable) wall, fixed wall

### Construction:

- Die cast aluminum housing with corrosion resistant polyester powder coat finish
- UV stabilized polycarbonate lens

### Application:

- Area - 6 optics: Type 3 Medium, Type 4 Narrow, Type 4 Wide, Type 5 Square, Types 3 & 5 Low Glare
- Flood - 3 optics: Narrow 4x4, Concentrated Wide 6x6, and Soft Wide 6x7
- Wall - 4 optics: Type 3 Medium and Low Glare, Type 4 Narrow and Wide

### Mounting:

- Arms feature labor saving slot design
- Slipfitter fits 2 3/8" - 3" OD tenons and bull horns
- Round pole adapters for 3", 4" and 5" round poles



Mounting Arms  
 include labor saving  
 slot pattern

### Features:

- Covers 3 applications - Area, Flood and Wall
- 4 sizes, 9 wattages - 40/55W, 75/100W, 125/150W and 200/250/320W
- Multiple mounting options for wall, area and flood applications
- Comprehensive range of optic choices for area, flood and wall design requirements
- HV - 277-480V option
- CCT Selection - 3000/4000/5000K
- Compatible with field installable c-Max controls
- Avi-On controls compatible (factory installed)
- TAA Compliant



**10-year standard warranty with labor allowance** (further details available at [www.maxlite.com/warranties](http://www.maxlite.com/warranties))

Warranty Limitations: Product must be rated for application per the Product Data Sheet (PDS); operated ≤16 hrs; in ambient temperatures -4°F to 77°F. If ambient temperatures fall outside the -4°F to 77°F range, product is warrantied for 5 years according to the operating temperature range specified on the PDS. Up to \$25/unit; registration required. Additional coverage may be available for purchase; contact MaxLite. Excludes EM/MS versions: component warranty applies.

# M Series

## Ordering Information

FAMILY	WATTAGE	VOLTAGE	DISTRIBUTION	-	CCT	COLOR	MOUNTING
<b>M=</b> M Series	<b>40=</b> 40W <b>55=</b> 55W <b>75=</b> 75W <b>100=</b> 100W <b>125=</b> 125W <b>150=</b> 150W <b>200=</b> 200W <b>250=</b> 250W <b>320=</b> 320W	<b>U=</b> 120-277V <b>H=</b> 277-480V	<b>3G=</b> Type 3 Low Glare <b>3M=</b> Type 3 Medium <b>4N=</b> Type 4 Narrow <b>4W=</b> Type 4 Wide <b>5S=</b> Type 5 Square/Flood Soft Wide (6x7) <b>N=</b> Narrow Flood (4x4) <b>W=</b> Flood Concentrated Wide (6x6), Type 5 Low Glare		<b>CS=</b> 3000/4000/5000K	<b>B=</b> Dark Bronze <i>Contact Maxlite for additional finishes</i>	<b>1A=</b> Straight Arm, Pole Mount <b>1F=</b> Flexible Arm, Pole Mount <b>2K=</b> Knuckle Slip Fitter <b>T=</b> Trunnion <b>V=</b> Variable (Adjustable) Wall Mount <b>W=</b> Fixed Wall Mount

<sup>1</sup>Features labor saving slot pattern  
<sup>2</sup>Covers 2 3/8" - 3" OD

OPTIONS	EM OPTIONS (FACTORY INSTALLED)	OTHER CONTROLS
<b>CR=</b> Controls Ready, C-Max Compatible <b>AV=</b> Avi-on Controls (factory installed)	<b>E0=</b> Battery Backup, 0°C, Wall Applications Only <b>E2=</b> Battery Backup, -20°C, Wall Applications Only	<b>*RPC=</b> 3-pin Twist Lock Receptacle <b>*PR7=</b> 7-pin Twist Lock Receptacle

\*Twist Lock Controls ordered separately. c-Max compatibility disabled when twist lock options are chosen.

### Product Video:

<https://youtu.be/9v0Bgk9qBws>



### c-Max Installation Video:

[https://youtu.be/NyXByIJZD\\_w](https://youtu.be/NyXByIJZD_w)



## Accessories

MODEL NUMBER (FIELD INSTALLABLE)	ORDER CODE	DESCRIPTION	IMAGE
RPA3-B	106239	3" Round pole adaptor, Labor saving slotted drill pattern, Bronze	
RPA4-B	106240	4" Round pole adaptor, Labor saving slotted drill pattern, Bronze	
RPA5-B	106241	5" Round pole adaptor, Labor saving slotted drill pattern, Bronze	
CN-RDPCB	105569	c-Max Photocell node round, Bronze, IP66, Used with control ready fixtures	
CN-RDMSB	105566	c-Max Control node round, PIR Motion sensor/photocell, Bronze, IP66, Used with control ready fixtures*	
CN-REMOTE	105567	c-Max Remote Control, at least 1 per project to program motion sensor (CN-RDMSB)	
NN-RDB	105897	Network Node Round, Bronze**	
NN-RDMPB	108255	Network Node Round, PIR Motion Sensor, Photocell, Bronze**	
MBLS40-55W	106258	M Series Back Light Shield 40/55W <sup>1</sup>	
MBLS75-100W	106303	M Series Back Light Shield 75/100W <sup>1</sup>	
MBLS125W+	106304	M Series Back Light Shield 125W+, order 1 for 125/150W, 2 for 200W+ versions <sup>1</sup>	
MVCL40-55W	106305	M Series Visual Comfort Lens 40/55W <sup>1</sup>	
MVCL75-100W	106306	M Series Visual Comfort Lens 75/100W <sup>1</sup>	
MVCL125W+	106307	M Series Visual Comfort Lens 125W+, order 1 for 125/150W, 2 for 200W+ versions <sup>1</sup>	
MVISOR40-55W	106321	M Series - top/bottom Visor 40/55W, Bronze <sup>1</sup>	
MVISOR75-100W	106322	M Series - top/bottom Visor 75/100W, Bronze <sup>1</sup>	
MVISOR125-150W	106323	M Series - top/bottom Visor 125/150W, Bronze <sup>1</sup>	
MVISOR200-320W	106324	M Series - top/bottom Visor 200/250/320W, Bronze <sup>1</sup>	

<sup>1</sup>Requires at least 1 remote control (CN-REMOTE) per project to program  
<sup>2</sup>Requires c-Max App



# M Series

## Specifications

	M40	M55	M75	M100	M125	M150	M200	M250	M320
	<b>DETAILS</b>								
<b>Nominal Wattage (W)</b>	40	55	75	100	125	150	200	250	320
<b>CCT</b>	Selectable between 3000K, 4000K or 5000K								
<b>CRI</b>	≥70 (80 available as a special)								
<b>Lumens Type 3G</b>	5,050 - 5,350	6,890 - 7,290	9,470 - 10,030	12,160 - 12,880	18,050 - 19,120	20,350 - 21,550	28,050 - 29,720	35,210 - 37,300	44,440 - 47,070
<b>BUG Rating</b>	B2-U0-G0	B2-U0-G1	B3-U0-G1	B3-U0-G1	B3-U0-G1	B3-U0-G1	B4-U0-G1	B4-U0-G1	B5-U0-G1
<b>Lumens Type 3M</b>	4970 - 5,260	6,770 - 7,170	9,310 - 9,860	11,960 - 12,670	17,750 - 18,800	20,010 - 21,200	27,590 - 29,220	34,630 - 36,690	43,700 - 46,290
<b>BUG Rating</b>	B1-U0-G1	B1-U0-G2	B2-U0-G2	B2-U0-G2	B2-U0-G3	B2-U0-G3	B3-U0-G4	B3-U0-G4 <sup>2</sup>	B4-U0-G5 <sup>3</sup>
<b>Lumens Type 4N</b>	4,850 - 5,140	6,620 - 7,010	9,100 - 9,640	11,680 - 12,380	17,340 - 18,370	19,550 - 20,710	26,950 - 28,550	33,830 - 35,840	42,690 - 45,230
<b>BUG Rating</b>	B1-U0-G1	B1-U0-G2	B1-U0-G2	B2-U0-G2	B2-U0-G3	B2-U0-G3	B3-U0-G4	B3-U0-G4	B3-U0-G5
<b>Lumens Type 4W</b>	4,830 - 5,120	6,590 - 6,980	9,060 - 9,590	11,630 - 12,330	17,270 - 18,290	19,470 - 20,620	26,840 - 28,430	33,690 - 35,690	42,510 - 45,040
<b>BUG Rating</b>	B1-U0-G2	B1-U0-G2	B2-U0-G2 <sup>1</sup>	B2-U0-G3	B2-U0-G5	B2-U0-G5	B3-U0-G5	B3-U0-G5	B3-U0-G5
<b>Lumens Type 5S</b>	5,080 - 5,380	6,930 - 7,350	9,530 - 10,100	12,260 - 12,990	18,300 - 19,390	20,620 - 21,840	28,440 - 30,130	35,680 - 37,800	45,050 - 47,730
<b>BUG Rating</b>	B2-U0-G1	B3-U0-G1	B3-U0-G1	B3-U0-G2	B4-U0-G2	B4-U0-G2	B5-U0-G3	B5-U0-G3	B5-U0-G4
<b>Flood Beam Spread</b>	6x7 (113°x123.5°)								
<b>Lumens Type N</b>	4,870 - 5,160	6,650 - 7,040	9,140 - 9,680	11,740 - 12,440	17,420 - 18,460	19,640 - 20,810	27,090 - 28,690	34,000 - 36,020	45,900 - 45,450
<b>Flood Beam Spread</b>	4x4 (25°x25°)								
<b>Lumens Type W (5G)</b>	5,140 - 5,450	7,010 - 7,430	9,640 - 10,210	12,380 - 13,120	18,380 - 19,470	20,720 - 21,950	28,560 - 30,260	35,860 - 37,980	45,240 - 47,930
<b>BUG Rating</b>	B2-U0-G0	B3-U0-G0	B3-U0-G1	B3-U0-G1	B4-U0-G1	B4-U0-G1	B5-U0-G1	B5-U0-G1	B5-U0-G1
<b>Flood Beam Spread</b>	6x6 (96°x106°)								
<b>Efficacy (lm/W)</b>	122 - 144	124 - 145	125 - 146	124 - 146	131 - 154	134 - 157	135 - 159	134 - 157	133 - 156
<b>Dimming</b>	0-10V and High-end trim (with controls)								
<b>Power Factor</b>	≥0.90								
<b>Input Voltage</b>	120-277V, 277-480V option								
<b>Surge Protection</b>	Standard: 6kV, Special order for 20kA				Std: 120-277V 10kA, 277-480V 20kA; Special order 120-277V 20k				
<b>Housing &amp; Mounting</b>	Die Cast Aluminum with corrosion resistant powder coat finish								
<b>Lens</b>	UV stabilized polycarbonate								
<b>EPA (sq ft) - 0° (Horizontal) / 90° (Vertical)</b>	0.19/0.81		0.24/1.32		0.25/2.05		0.41/3.13		
<b>Operating Temperature</b>	-40°F to 104°F (-40°C to 40°C)								
<b>Listings</b>	DLC Premium, FCC, cULus, RoHS, T24 Compliant								
<b>Environment</b>	Wet listed, IP66				Wet listed, IP65				
<b>Warranty</b>	10 Years								

<sup>1</sup> 3K is B1-U0-G2

<sup>2</sup> 4K is B3-U0-G5

<sup>3</sup> 3K is B3-U0-G5



# M Series

## DLC Listings

WATTAGE	PRIMARY USE	PRODUCT ID
M40, 3G lens	Outdoor Pole/Arm-Mounted Area & Roadway	PR3VMOTQ
M40, 3M lens	Outdoor Pole/Arm-Mounted Area & Roadway	PIO7T85U
M40, 4N lens	Outdoor Pole/Arm-Mounted Area & Roadway	PWBY8U3Y
M40, 4W lens	Outdoor Pole/Arm-Mounted Area & Roadway	PVPBCQE5
M40, 5S lens	Outdoor Pole/Arm-Mounted Area & Roadway	P96QU0VW
M40, W lens	Outdoor Pole/Arm-Mounted Area & Roadway	P9IRR02R
M55, 3G lens	Outdoor Pole/Arm-Mounted Area & Roadway	PLY8SMJW
M55, 3M lens	Outdoor Pole/Arm-Mounted Area & Roadway	PCM4IUV
M55, 4N lens	Outdoor Pole/Arm-Mounted Area & Roadway	PRL20GOP
M55, 4W lens	Outdoor Pole/Arm-Mounted Area & Roadway	PI1H22M
M55, 5S lens	Outdoor Pole/Arm-Mounted Area & Roadway	PCHRAFPG
M55, W lens	Outdoor Pole/Arm-Mounted Area & Roadway	P2RPWQKA
M75, 3G lens	Outdoor Pole/Arm-Mounted Area & Roadway	P5Z7GVDA
M75, 3M lens	Outdoor Pole/Arm-Mounted Area & Roadway	PS6Q8ZSD
M75, 4N lens	Outdoor Pole/Arm-Mounted Area & Roadway	PFZRYV0Q
M75, 4W lens	Outdoor Pole/Arm-Mounted Area & Roadway	PNT3M0UF
M75, 5S lens	Outdoor Pole/Arm-Mounted Area & Roadway	PDCS2GG3
M75, W lens	Outdoor Pole/Arm-Mounted Area & Roadway	PA6WVV7E
M100, 3G lens	Outdoor Pole/Arm-Mounted Area & Roadway	PIHUT8TL
M100, 3M lens	Outdoor Pole/Arm-Mounted Area & Roadway	PMOYGRV3
M100, 4N lens	Outdoor Pole/Arm-Mounted Area & Roadway	PQU5CN6B
M100, 4W lens	Outdoor Pole/Arm-Mounted Area & Roadway	PTF38DFA
M100, 5S lens	Outdoor Pole/Arm-Mounted Area & Roadway	POSEKAA3
M100, W lens	Outdoor Pole/Arm-Mounted Area & Roadway	P4OHSIJE
M125, 3G lens	Outdoor Pole/Arm-Mounted Area & Roadway	PE7Y2CCZ
M125, 3M lens	Outdoor Pole/Arm-Mounted Area & Roadway	PNSSDTTC
M125, 4N lens	Outdoor Pole/Arm-Mounted Area & Roadway	P3RX1423
M125, 4W lens	Outdoor Pole/Arm-Mounted Area & Roadway	PL1332KS
M125, 5S lens	Outdoor Pole/Arm-Mounted Area & Roadway	PTJQVGWC
M125, W lens	Outdoor Pole/Arm-Mounted Area & Roadway	PML6UAPM
M150, 3G lens	Outdoor Pole/Arm-Mounted Area & Roadway	PXM73I9X
M150, 3M lens	Outdoor Pole/Arm-Mounted Area & Roadway	P6JGV1PU
M150, 4N lens	Outdoor Pole/Arm-Mounted Area & Roadway	PHMB25J1
M150, 4W lens	Outdoor Pole/Arm-Mounted Area & Roadway	PSJ9TV4
M150, 5S lens	Outdoor Pole/Arm-Mounted Area & Roadway	PWIFLPWO
M150, W lens	Outdoor Pole/Arm-Mounted Area & Roadway	PFSQ4DFD
M200, 3G lens	Outdoor Pole/Arm-Mounted Area & Roadway	P14PJ14H
M200, 3M lens	Outdoor Pole/Arm-Mounted Area & Roadway	PRTH0HOP
M200, 4N lens	Outdoor Pole/Arm-Mounted Area & Roadway	PLP5YZO5
M200, 4W lens	Outdoor Pole/Arm-Mounted Area & Roadway	P7E6DQVK

WATTAGE	PRIMARY USE	PRODUCT ID
M200, 5S lens	Outdoor Pole/Arm-Mounted Area & Roadway	PBIEFS7V
M200, W lens	Outdoor Pole/Arm-Mounted Area & Roadway	PV8Q3L9O
M250, 3G lens	Outdoor Pole/Arm-Mounted Area & Roadway	PCQW4VUX
M250, 3M lens	Outdoor Pole/Arm-Mounted Area & Roadway	PT0JUAW4
M250, 4N lens	Outdoor Pole/Arm-Mounted Area & Roadway	PTZ6CK9L
M250, 4W lens	Outdoor Pole/Arm-Mounted Area & Roadway	PXYC8361
M250, 5S lens	Outdoor Pole/Arm-Mounted Area & Roadway	PH3RU51J
M250, W lens	Outdoor Pole/Arm-Mounted Area & Roadway	PE0M6MSO
M320, 3G lens	Outdoor Pole/Arm-Mounted Area & Roadway	POFOOQ18
M320, 3M lens	Outdoor Pole/Arm-Mounted Area & Roadway	PWNT7RTQ
M320, 4N lens	Outdoor Pole/Arm-Mounted Area & Roadway	P6I9ZGT8
M320, 4W lens	Outdoor Pole/Arm-Mounted Area & Roadway	PBN5XXBB
M320, 5S lens	Outdoor Pole/Arm-Mounted Area & Roadway	POKYKDCW
M320, W lens	Outdoor Pole/Arm-Mounted Area & Roadway	PQ4VAAGG
M40, 3G lens	Outdoor Full-Cutoff Wall-Mounted	P5Y151JQ
M40, 3M lens	Outdoor Full-Cutoff Wall-Mounted	PKURGJ38
M40, 4N lens	Outdoor Full-Cutoff Wall-Mounted	PLD07NKW
M40, 4W lens	Outdoor Full-Cutoff Wall-Mounted	P4NIBPXX
M55, 3G lens	Outdoor Full-Cutoff Wall-Mounted	PWG0XLZH
M55, 3M lens	Outdoor Full-Cutoff Wall-Mounted	P91SSRKF
M55, 4N lens	Outdoor Full-Cutoff Wall-Mounted	PGIFUBRK
M55, 4W lens	Outdoor Full-Cutoff Wall-Mounted	P3G4C0V1
M75, 3G lens	Outdoor Full-Cutoff Wall-Mounted	PN6T11KE
M75, 3M lens	Outdoor Full-Cutoff Wall-Mounted	P0QJEATU
M75, 4N lens	Outdoor Full-Cutoff Wall-Mounted	PU4WUWJ3
M75, 4W lens	Outdoor Full-Cutoff Wall-Mounted	P26EHA8E
M100, 3G lens	Outdoor Full-Cutoff Wall-Mounted	P5GDOKB8
M100, 3M lens	Outdoor Full-Cutoff Wall-Mounted	P37EVAVN
M100, 4N lens	Outdoor Full-Cutoff Wall-Mounted	PPVFERNP
M100, 4W lens	Outdoor Full-Cutoff Wall-Mounted	PRO3KZ3Z
M125, 3G lens	Outdoor Full-Cutoff Wall-Mounted	PI826IXI
M125, 3M lens	Outdoor Full-Cutoff Wall-Mounted	P6GH02CN
M125, 4N lens	Outdoor Full-Cutoff Wall-Mounted	PXWE8IQW
M125, 4W lens	Outdoor Full-Cutoff Wall-Mounted	PH6YCJQG
M150, 3G lens	Outdoor Full-Cutoff Wall-Mounted	PVZ943MM
M150, 3M lens	Outdoor Full-Cutoff Wall-Mounted	PPDKSK5W
M150, 4N lens	Outdoor Full-Cutoff Wall-Mounted	P1G5I0JU
M150, 4W lens	Outdoor Full-Cutoff Wall-Mounted	PICFYMI6
M200, 3G lens	Outdoor Full-Cutoff Wall-Mounted	P9XV6Y1B
M200, 3M lens	Outdoor Full-Cutoff Wall-Mounted	PHDN00TV

## M Series

### DLC Listings

WATTAGE	PRIMARY USE	PRODUCT ID
M200, 4N lens	Outdoor Full-Cutoff Wall-Mounted	P9NV5H5K
M200, 4W lens	Outdoor Full-Cutoff Wall-Mounted	PBTXV4DQ
M250, 3G lens	Outdoor Full-Cutoff Wall-Mounted	PRFIHADG
M250, 3M lens	Outdoor Full-Cutoff Wall-Mounted	PCH7IS3Q
M250, 4N lens	Outdoor Full-Cutoff Wall-Mounted	PHR4UK3U
M250, 4W lens	Outdoor Full-Cutoff Wall-Mounted	PLF547FE
M320, 3G lens	Outdoor Full-Cutoff Wall-Mounted	PPZXJYBX
M320, 3M lens	Outdoor Full-Cutoff Wall-Mounted	PKB73CAI
M320, 4N lens	Outdoor Full-Cutoff Wall-Mounted	PPF38F78
M320, 4W lens	Outdoor Full-Cutoff Wall-Mounted	PR25RP61
M40, 5S lens	Architectural Flood and Spot	P9082B3M
M40, N lens	Architectural Flood and Spot	PIZVRDRB
M40, W lens	Architectural Flood and Spot	P03KCLIO
M55, 5S lens	Architectural Flood and Spot	P1WEFKCO
M55, N lens	Architectural Flood and Spot	PLLZ8GZF
M55, W lens	Architectural Flood and Spot	P57QBIY2
M75, 5S lens	Architectural Flood and Spot	P5VKKGAD
M75, N lens	Architectural Flood and Spot	PNHUVF6
M75, W lens	Architectural Flood and Spot	P18P7JWP
M100, 5S lens	Architectural Flood and Spot	PB5RHZ5S
M100, N lens	Architectural Flood and Spot	PP0RFF6Y
M100, W lens	Architectural Flood and Spot	PNSQCL5Y
M125, 5S lens	Architectural Flood and Spot	P8C38AL4
M125, N lens	Architectural Flood and Spot	P7ZAR4NT
M125, W lens	Architectural Flood and Spot	PVSQOL93
M150, 5S lens	Architectural Flood and Spot	P33TW4E4
M150, N lens	Architectural Flood and Spot	PTNZAYPW
M150, W lens	Architectural Flood and Spot	P1APKWTX
M200, 5S lens	Architectural Flood and Spot	PQDK7DDB
M200, N lens	Architectural Flood and Spot	P3NO2N9W
M200, W lens	Architectural Flood and Spot	PQ5DLK2C
M250, 5S lens	Architectural Flood and Spot	PVO7HW7C
M250, N lens	Architectural Flood and Spot	P1W75AHC
M250, W lens	Architectural Flood and Spot	P95PFAQ5
M320, 5S lens	Architectural Flood and Spot	PIF8M3ZI
M320, N lens	Architectural Flood and Spot	POFV7KLU
M320, W lens	Architectural Flood and Spot	PA6BSOOQ



## M Series

### Dimensions



40W/55W



75W/100W



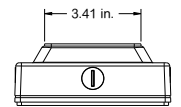
125W/150W



200W/250W/320W



Battery Backup Box



Fixed Wall Mount Bracket



## M Series

### Mounting



Flexible (Adjustable) Square Arm



Straight Square Arm



Round Pole Adapter (RPA) 3"



Round Pole Adapter (RPA) 4"



Round Pole Adapter (RPA) 5"



Slipfitter Arm (fits 2 3/8"-3" OD)



Variable (adjustable) Wall Mount

# M Series

**ISOFOOTCANDLE:**

**LEGEND**

Each gridline represents one mounting height.  
For mounting heights other than noted multiply FC by the below factor.

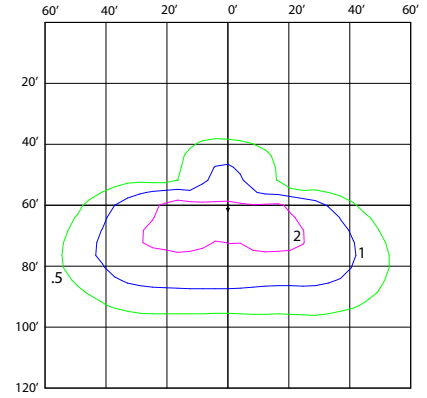
$$\frac{(\text{Chart's Mtg Height})^2}{(\text{Actual Mtg Height})^2}$$

- 0.5 fc
- 1 fc
- 2 fc
- 5 fc
- 10 fc
- 20 fc

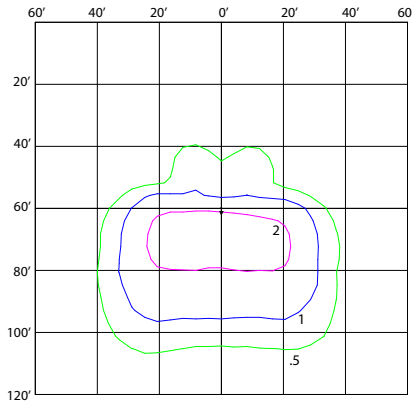
**55W - 20' MOUNTING HEIGHT:**



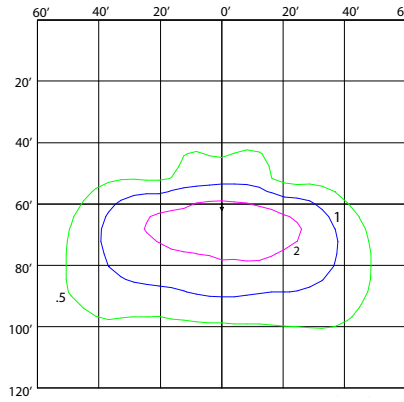
3G (TYPE 3 LOW GLARE)



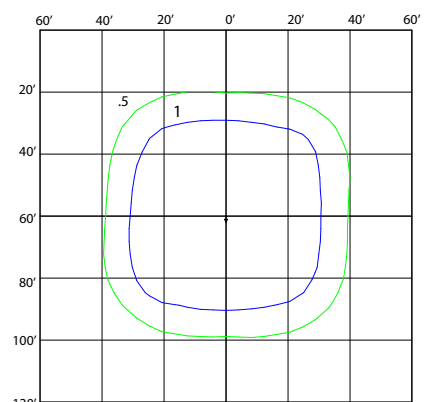
3M (TYPE 3 MEDIUM)



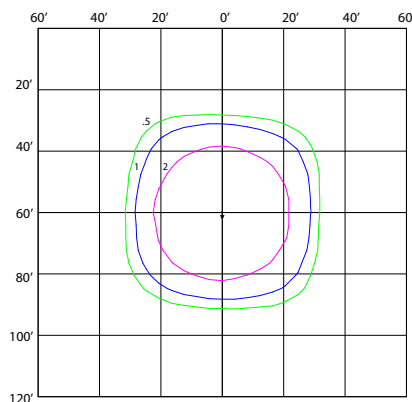
4N (TYPE 4 NARROW)



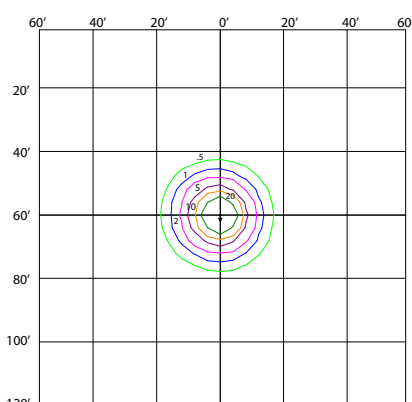
4W (TYPE 4 WIDE)



5S (TYPE 5 SQUARE/WIDE 6X7)



W (WIDE 6X6/TYPE 5 LOW GLARE)



N (NARROW 4X4)



# M Series

## 100W - 25' MOUNTING HEIGHT:



3G (TYPE 3 LOW GLARE)



3M (TYPE 3 MEDIUM)



4N (TYPE 4 NARROW)



4W (TYPE 4 WIDE)



5S (TYPE 5 SQUARE/WIDE 6X7)



W (WIDE 6X6/TYPE 5 LOW GLARE)



N (NARROW 4X4)

# M Series

## 150W - 30' MOUNTING HEIGHT:



3G (TYPE 3 LOW GLARE)



3M (TYPE 3 MEDIUM)



4N (TYPE 4 NARROW)



4W (TYPE 4 WIDE)



5S (TYPE 5 SQUARE/WIDE 6X7)



W (WIDE 6X6/TYPE 5 LOW GLARE)



N (NARROW 4X4)

# M Series

## 320W - 40' MOUNTING HEIGHT:



3G (TYPE 3 LOW GLARE)



3M (TYPE 3 MEDIUM)



4N (TYPE 4 NARROW)



4W (TYPE 4 WIDE)



5S (TYPE 5 SQUARE/WIDE 6X7)



W (WIDE 6X6/TYPE 5 LOW GLARE)



N (NARROW 4X4)