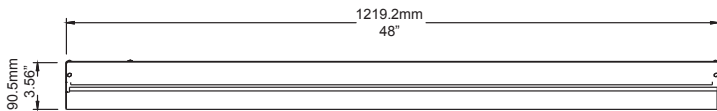


LED STRIP

LS SERIES



DIMENSION:



PRODUCT DESCRIPTION:

The small size of the LS Series makes it an ideal choice for size-restricted applications. The LS Series can be the illumination solution in commercial, industrial, retail and residential applications. Fixtures can be used in storage/utility, shops, task and general area lighting.

FEATURES:

- 10 year warranty
- 0-10V dimming standard
- Power factor >0.9
- CRI>80
- Universal voltage 120-277V
- L70 lumen maintenance of 100,000 hours
- Operating temperature: -4°F to 104°F, except fixtures with EM option
- Operating temperature (with EM Option): 32°F to 104°F
- Suitable for Damp Locations
- Operating humidity 10% to 80% RH non-condensing
- Optional motion sensor available
- Fixture may be surface, pendant, or stem mounted (accessories sold separately)

CONSTRUCTION:

- Sheet metal housing
- Powder coated
- One piece (PC) Polycarbonate lens
- Stainless steel mounting kits

WARRANTY:

10-year standard warranty with labor allowance* (further details available at www.maxlite.com/warranties)
 *Warranty Limitations: Product must be rated for the application per the Product Data Sheet (PDS); operated < 16 hrs; in ambient of -4°F to 104°F.



*Up to \$25/unit; labor allowances of up to \$500/unit available for purchase – contact MaxLite representative for details.

MODEL SELECTION		Typical order example: LS-4835U-50				
LS	48		U		XX	YY
FAMILY	SIZE	WATTAGE (NOMINAL)	VOLTAGE	CCT	BACKUP	
LS= Linear Strip	48= 4ft	23= 23W 35= 35W 46= 46W	U= 120-277V	35= 3500K 40= 4000K 50= 5000K	(OMIT)= None EM= Emergency Battery Back up	(OMIT)= None MS= Bi-Level Motion Sensor with Daylight Harvesting and Remote Control Capability


SPECIFICATIONS:

		LS-4823U-35	LS-4823U-50	LS-4823U-35EMMS	LS-4823U-50EMMS	LS-4846U-35	LS-4846U-50	LS-4846U-35EMMS	LS-4846U-50EMMS
ITEM	SPECIFICATION	DETAILS							
GENERAL PERFORMANCE	Power Consumption (W)	23	23	23	23	46	46	46	46
	Lumens Delivered (lm)	2,990	3,036	2,714	2,760	5,888	6,118	5,750	5,842
	Efficacy (lm/W)	130	132	118	120	128	133	125	127
	CRI	≥80							
	Color Temperature (K)	3500K, 4000K, 5000K							
	L70 Lifetime (hours)	100,000							
	Color Consistency	Proprietary binning for uniform color							
ELECTRICAL	Power Factor	> 0.9							
	Input Voltage	120-277V							
PHYSICAL	Mounting	Fixture may be surface, pendant, or stem mounted							
	Operating Temperature	-4°F to 104°F, except fixtures with EM option							
	Humidity	10% to 80% RH, non-condensing							
QUALIFICATIONS	Qualifications	cULus Listed, FCC							
	Material Usage	RoHS compliant; no mercury							
	Environment	Indoor/Damp							
	Warranty	10 year warranty*							

ACCESSORIES

ORDER CODE	MODEL NUMBER	DESCRIPTION	ACCESSORY IMAGE
74138	MLCHKLSU15	Cable Kit 15' Loop X Toggle Y 1 Pair	
108133	RMHYTHRC-05	Remote Control for MS Commissioning	

SENSOR

SENSOR	TECHNOLOGY	DIMMING	DAYLIGHT HARVESTING	REMOTE CONTROL	QR CODE
MS	High Frequency	Bi-Level	Set Point	Yes	

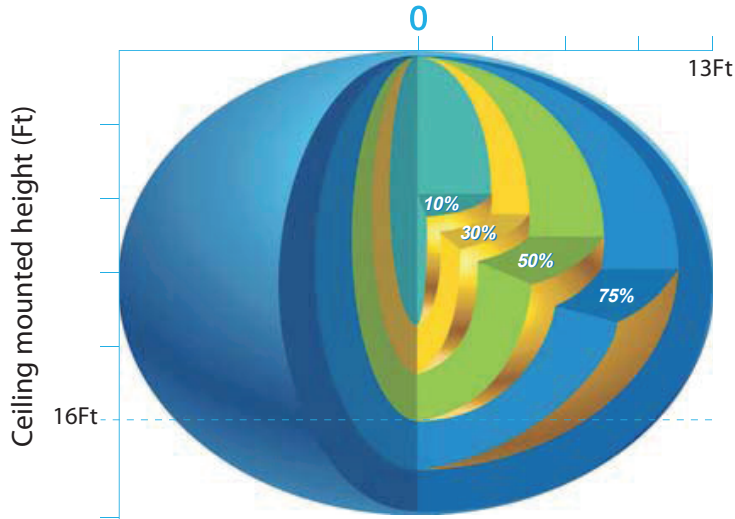
Below are all available settings for the MSV option. Purchase of the remote control (RMHYTHRC-05) is required in order to change factory settings.

1 Detection area

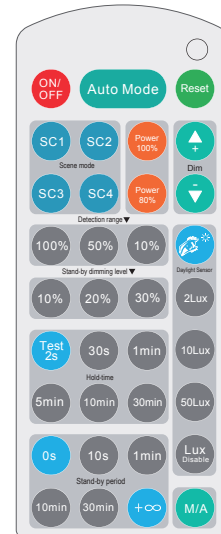
Detection area can be reduced by selecting the combination on the DIP switches to fit precisely for each specific application.

	1	2	
I	●	●	100%
II	●	○	75%
III	○	●	50%
IV	○	○	10%

- I – 100%
- II – 75%
- III – 50%
- IV – 10%



Ceiling mounted detection pattern (Ft)



Remote control (RMHYTHRC-05)

2 Hold-time

Hold-time means the time period to keep the lamp on 100%, after all motion has ceased (detection area vacated).

	1	2	3	
I	●	●	●	5s
II	●	●	○	30s
III	●	○	●	1min
IV	●	○	○	5min
V	○	●	●	10min
VI	○	●	○	20min
VII	○	○	○	30min

- I – 5s
- II – 30s
- III – 1min
- IV – 5min
- V – 10min
- VI – 20min
- VII – 30min

3 Daylight sensor

The daylight threshold can be set on DIP switches, to fit for particular application.

- “Daylight” : The lamp works always, even during daylight.
- “Twilight” : The lamp works only in twilight and in darkness.
- “Darkness” : The lamp works only in darkness.

	1	2	
I	●	●	Disable
II	●	○	50Lux
III	○	●	10Lux
IV	○	○	2Lux

- I – Disable
- II – 50Lux
- III – 10Lux
- IV – 2Lux

4 Stand-by period (corridor function)

This is the time period you would like to keep at the low light output level before it is completely switched off in the long absence of people.

Note: “0s” means on/off control;
“+∞” means bi-level dimming control, fixture never switches off when daylight sensor is disabled.

	1	2	3	
I	●	●	●	0s
II	●	●	○	10s
III	●	○	●	1min
IV	●	○	○	5min
V	○	●	●	10min
VI	○	●	○	30min
VII	○	○	●	1H
VIII	○	○	○	+∞

- I – 0s
- II – 10s
- III – 1min
- IV – 5min
- V – 10min
- VI – 30min
- VII – 1H
- VIII – +∞

5 Stand-by dimming level

This is the dimmed low light output level you would like to have after the hold-time in the absence of people.

	1	2	
I	●	●	5%
II	●	○	10%
III	○	●	20%
IV	○	○	30%

- I – 5%
- II – 10%
- III – 20%
- IV – 30%