

# LEDMPALPRO15-50

15-50 Watt, Premium Multi-Purpose LED Area Luminaire

Project:	
Type:	
Catalog #:	



## STANDARD



## FEATURES

- Available in 3000k (warm white), 4000k (neutral white) and 5000k (cool white) color temperatures.\*
- Long-life LEDs provide up to 372,000 hours of operation with at least 70% of initial lumen output (L<sub>70</sub>).\*\*
- Available models provide from 1,592 to 5,919 lumens, and from 110 to 125 lumens per watt (LPW).\*
- Standard optic provides an IES roadway type V distribution, or a 7V (vertical) x 7H (horizontal) NEMA floodlight distribution.
- Universal 120-277 AC voltage (50-60Hz) is standard.
- Power factor > 90.
- Total harmonic distortion < 20%.
- Color rendering index > 80.
- Optional glare shields (full & half) & wire guards are available.
- Die cast aluminum housing with durable, dark bronze powder coat finish.
- Wireway enclosure is sealed with a water-tight, silicon rubber gasket.
- Easy installation in new construction or retrofit applications.

\* Contact factory for other color temperatures and lumen packages.

\*\* L70 hours are IES TM-21-11 calculated hours.

## WARRANTY & LISTINGS

- cULus listed for wet locations in ambient temperatures from -20°C to 45°C (-4°F to 113°F).
- IP66 rated for ingress protection.
- DLC premium approved.
- Rated for 3G vibration.
- Lens is IK 8 rated for protection from external impacts.
- Salt fog tested for 1,000 hours (ASTM B117). After salt fog testing, paint rated at 9 per ASTM D1654-05 scratch test.
- Complies with FCC Part 15, class B.
- Complies with EN61000-4-5, surge immunity protection (2kV).
- 5-year warranty of all electronics and housing.

## MOUNTING OPTIONS

- Aluminum die-cast knuckle-mount option is installed on a junction box. Includes ½" NPS stem with locking nut.
- Yoke-mount option provides secure attachment to flat surfaces.

## ORDERING INFORMATION

Example: LEDMPALPRO15-K-3K

Series	Mounting Options		Color Temperature		Accessories (Order Separately)	
LEDMPALPRO15	K	Knuckle Mount	3K	3000k	LEDMPALPRO15-FGS	Full Glare Shield, 15W
LEDMPALPRO30	Y	Yoke Mount	4K	4000k	LEDMPALPRO15-HGS	Half Glare Shield, 15W
LEDMPALPRO50			5K	5000k	LEDMPALPRO15-WG	Wire Guard, 15W
					LEDMPALPRO30-FGS	Full Glare Shield, 30W
					LEDMPALPRO30-HGS	Half Glare Shield, 30W
					LEDMPALPRO30-WG	Wire Guard, 30W
					LEDMPALPRO50-FGS	Full Glare Shield, 50W
					LEDMPALPRO50-HGS	Half Glare Shield, 50W
					LEDMPALPRO50-WG	Wire Guard, 50W

# LEDMPALPRO15-50

15-50 Watt, Premium Multi-Purpose LED Area Luminaire

**ESW** EXIT SIGN WAREHOUSE  
EMERGENCY LIGHTING AND ELECTRIC SUPPLY

## ELECTRICAL DATA

Model	Color Temperature	CRI <sup>1</sup>	Luminaire Lumens	Luminaire Watts	Lumens Per Watt	Input Voltage <sup>2</sup>	Input Current (A)			Power Factor	THD <sup>3</sup>	L <sub>70</sub> Hours <sup>4</sup>
							120V	240V	277V			
LEDMPALPRO15-3K	3000k	> 80	1,592	14	110	120-277	0.12	0.06	0.05	> 90%	< 20%	372,000
LEDMPALPRO15-4K	4000k	> 80	1,603	14	111	120-277	0.12	0.06	0.05	> 90%	< 20%	372,000
LEDMPALPRO15-5K	5000k	> 80	1,624	14	113	120-277	0.12	0.06	0.05	> 90%	< 20%	372,000
LEDMPALPRO30-3K	3000k	> 80	3,450	30	114	120-277	0.25	0.13	0.11	> 90%	< 20%	372,000
LEDMPALPRO30-4K	4000k	> 80	3,520	30	116	120-277	0.25	0.13	0.11	> 90%	< 20%	372,000
LEDMPALPRO30-5K	5000k	> 80	3,624	30	119	120-277	0.25	0.13	0.11	> 90%	< 20%	372,000
LEDMPALPRO50-3K	3000k	> 80	5,626	47	119	120-277	0.39	0.20	0.17	> 90%	< 20%	372,000
LEDMPALPRO50-4K	4000k	> 80	5,743	47	121	120-277	0.39	0.20	0.17	> 90%	< 20%	372,000
LEDMPALPRO50-5K	5000k	> 80	5,919	47	125	120-277	0.39	0.20	0.17	> 90%	< 20%	372,000

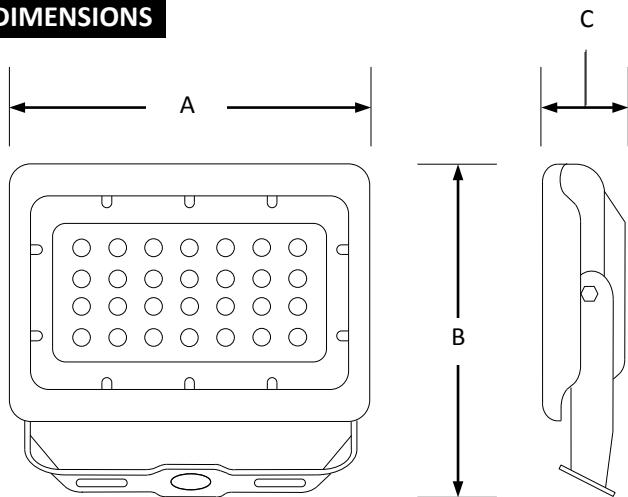
<sup>1</sup> Color rendering index.

<sup>2</sup> All 50-60Hz.

<sup>3</sup> Total harmonic distortion.

<sup>4</sup> L<sub>70</sub> refers to the number of hours at which lumen output declines to 70% of the initial level. L<sub>70</sub> hours are IES TM-21-11 calculated hours.

## DIMENSIONS



## EFFECTIVE PROJECTED AREAS (EPA's)

### 15W

Front = 0.05 s.f. (knuckle) / 0.06 s.f. (yoke)  
Side = 0.07 s.f. (knuckle & yoke)  
Face = 0.20 s.f. (knuckle) / 0.23 s.f. (yoke)

### 30W

Front = 0.12 s.f. (knuckle) / 0.10 s.f. (yoke)  
Side = 0.15 s.f. (knuckle) / 0.09 s.f. (yoke)  
Face = 0.55 s.f. (knuckle) / 0.42 s.f. (yoke)

### 50W

Front = 0.15 s.f. (knuckle) / 0.13 s.f. (yoke)  
Side = 0.18 s.f. (knuckle) / 0.13 s.f. (yoke)  
Face = 0.73 s.f. (knuckle) / 0.57 s.f. (yoke)

Weight & Dimensions	A	B	C	Weight (lbs)
15W	4 ¾"	5 ¾"	1 ½"	1.1
30W	7 ¼"	7"	1 ⅝"	2.5
50W	8 ½"	8"	1 ⅞"	3.6

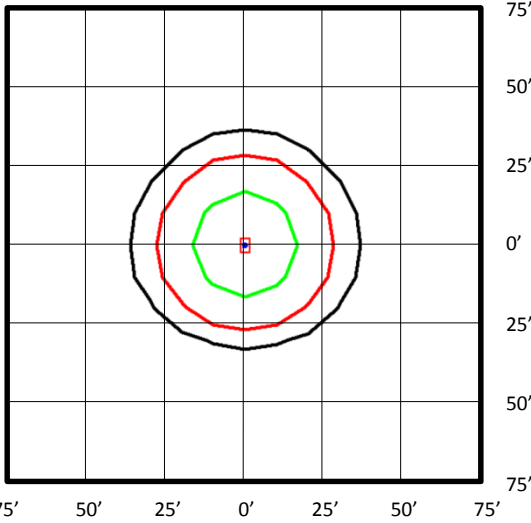
Phone number 888-953-EXIT (3948)

# LEDMPALPRO15-50

15-50 Watt, Premium Multi-Purpose LED Area Luminaire

## PHOTOMETRIC DATA

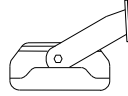
LEDMPALPRO15-3K (1,592 Lumens, Type V Distribution)



### Foot Candles

- 5.0
- 2.0
- 1.0
- 0.5
- 0.2
- 0.1

### Luminaire Orientation:



### Notes:

- Isofootcandle plots depict initial footcandles at grade.
- Gridlines represent units of mounting height of 25 feet.

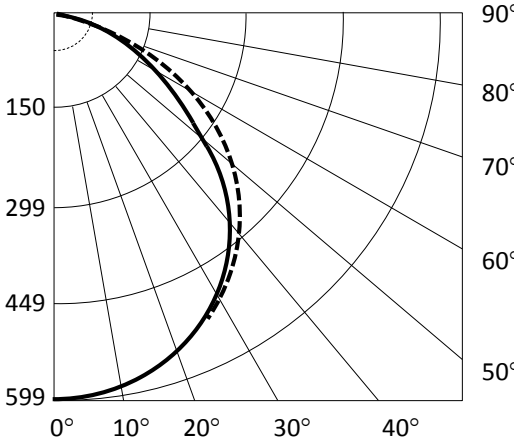
### BUG Rating: B1-U0-G0

Zone	Lumens	%
FL - Front - Low (0-30)	232	15%
FM - Front - Medium (30-60)	432	27%
FH - Front - High (60-80)	109	7%
FVH - Front - Very High (80-90)	3	0%
<b>Total Forward Light</b>	<b>776</b>	<b>49%</b>

BL - Back - Low (0-30)	236	15%
BM - Back - Medium (30-60)	450	28%
BH - Back - High (60-80)	126	8%
BVH - Back - Very High (80-90)	5	0%
<b>Total Back Light</b>	<b>816</b>	<b>51%</b>

UL - Up Light - Low (90-100)	0	0%
UH - Up Light - High (100-180)	0	0%
<b>Total Up Light</b>	<b>0</b>	<b>0%</b>

<b>Total Lumens</b>	<b>1,592</b>	<b>100%</b>
---------------------	--------------	-------------



### NEMA Floodlight Type Data

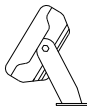
#### Field Angles:

- Horizontal 144°
- Vertical 152°

#### NEMA Type:

- Horizontal 7H
- Vertical 7V

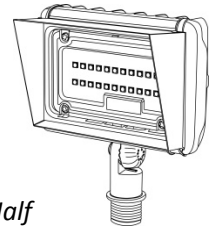
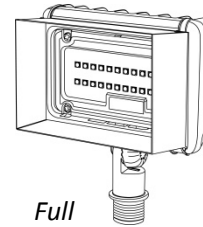
### Luminaire Orientation:



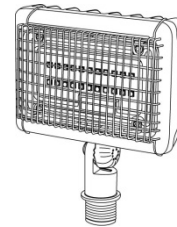
Maximum Candela = 599

- Horizontal
- - - Vertical

### Shields



### Wire Guards

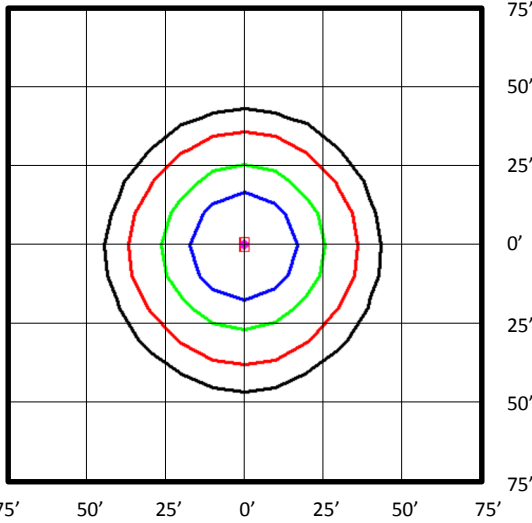


# LEDMPALPRO15-50

15-50 Watt, Premium Multi-Purpose LED Area Luminaire

## PHOTOMETRIC DATA

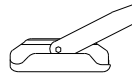
LEDMPALPRO30-3K (3,450 Lumens, Type V Distribution)



### Foot Candles

- 5.0
- 2.0
- 1.0
- 0.5
- 0.2
- 0.1

### Luminaire Orientation:

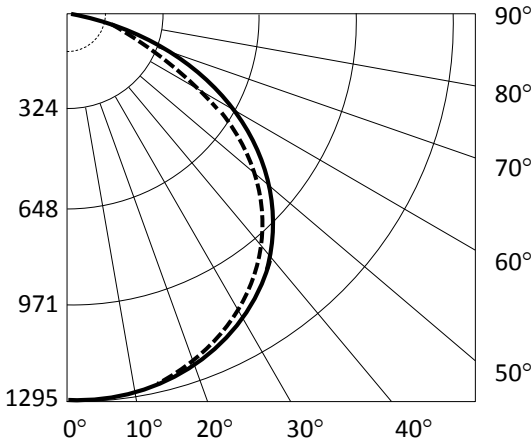


### Notes:

- Isofootcandle plots depict initial footcandles at grade.
- Gridlines represent units of mounting height of 25 feet.

### BUG Rating: B2-U2-G0

Zone	Lumens	%
FL - Front - Low (0-30)	516	15%
FM - Front - Medium (30-60)	1,017	29%
FH - Front - High (60-80)	255	7%
FVH - Front - Very High (80-90)	8	0%
<b>Total Forward Light</b>	<b>1,796</b>	<b>52%</b>
BL - Back - Low (0-30)	501	15%
BM - Back - Medium (30-60)	927	27%
BH - Back - High (60-80)	205	6%
BVH - Back - Very High (80-90)	6	0%
<b>Total Back Light</b>	<b>1,639</b>	<b>47%</b>
UL - Up Light - Low (90-100)	2	0%
UH - Up Light - High (100-180)	14	0%
<b>Total Up Light</b>	<b>16</b>	<b>0%</b>
<b>Total Lumens</b>	<b>3,450</b>	<b>100%</b>



### NEMA Floodlight Type Data

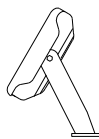
#### Field Angles:

- Horizontal 148°
- Vertical 147°

#### NEMA Type:

- Horizontal 7H
- Vertical 7V

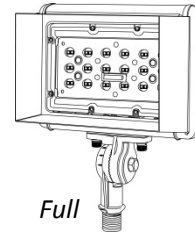
### Luminaire Orientation:



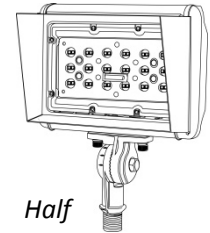
Maximum Candela = 1295

- Horizontal
- - - Vertical

### Shields

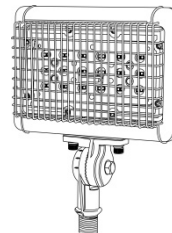


Full



Half

### Wire Guards

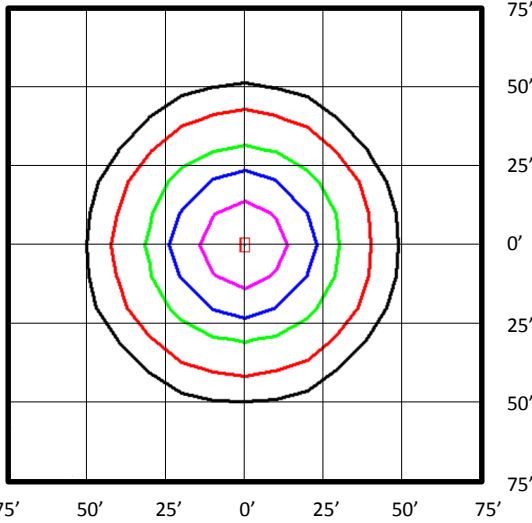


# LEDMPALPRO15-50

15-50 Watt, Premium Multi-Purpose LED Area Luminaire

## PHOTOMETRIC DATA

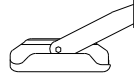
LEDMPALPRO50-3K (5,626 Lumens, Type V Distribution)



### Foot Candles

- 5.0
- 2.0
- 1.0
- 0.5
- 0.2
- 0.1

### Luminaire Orientation:



### Notes:

- Isofootcandle plots depict initial footcandles at grade.
- Gridlines represent units of mounting height of 25 feet.

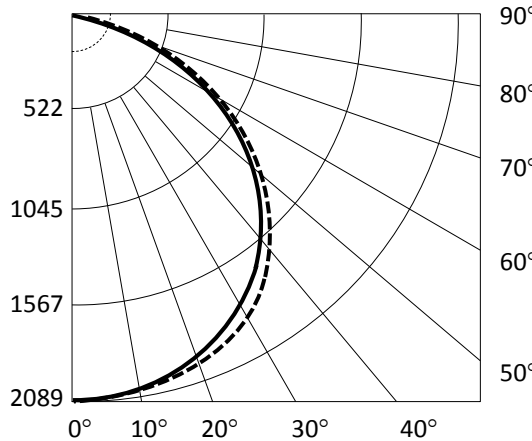
### BUG Rating: B2-U2-G1

Zone	Lumens	%
FL - Front - Low (0-30)	821	15%
FM - Front - Medium (30-60)	1,551	28%
FH - Front - High (60-80)	405	7%
FVH - Front - Very High (80-90)	12	0%
<b>Total Forward Light</b>	<b>2,788</b>	<b>50%</b>

BL - Back - Low (0-30)	824	15%
BM - Back - Medium (30-60)	1,583	28%
BH - Back - High (60-80)	400	7%
BVH - Back - Very High (80-90)	11	0%
<b>Total Back Light</b>	<b>2,818</b>	<b>50%</b>

UL - Up Light - Low (90-100)	2	0%
UH - Up Light - High (100-180)	18	0%
<b>Total Up Light</b>	<b>20</b>	<b>0%</b>

**Total Lumens** 5,626 **100%**



### NEMA Floodlight Type Data

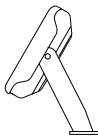
#### Field Angles:

- Horizontal 148°
- Vertical 150°

#### NEMA Type:

- Horizontal 7H
- Vertical 7V

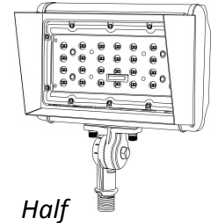
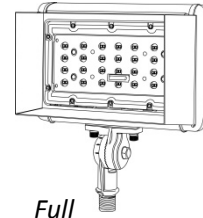
### Luminaire Orientation:



Maximum Candela = 2089

- Horizontal
- - - Vertical

### Shields



### Wire Guards

