

EMERGENCY LIGHT SERIES

FEATURES:

- High impact UV stabilized flame rated thermoplastic housing UL94 V-0
- 120V or 277V AC input
- Nickel Cadmium (NiCad) battery meets UL 90 minute emergency lighting requirement
- Test switch and AC-On indicator included
- Wall or ceiling mount capabilities, canopy included
- Single or double face with removable chevrons
- Combo heads adjustable
- Self Diagnostic option available
- Operating temperatures 20°C-30°C (EXT-RW 10-40°C), EXC-RSQWRC (20-30°C)
- White finish standard, Black available as special order

CERTIFICATIONS:

- UL924 Listed for Damp Locations (DL)

WARRANTY:

5-year standard warranty* (further details available at www.maxlite.com/warranties)

*Product may be eligible for a warranty extension to 10 years, for an additional fee. Contact MaxLite for details.



EX-RW



EXC-GW











EXE-GS1S

ORDERING INFORMATION:



PRODUCT IMAGE	ORDER NUMBER	MODEL	DESCRIPTION	PERFORMANCE
	14101486	EX-RW	EXIT, THERMOPLASTIC, RED LETTERS	1.78/1.88W (120/277V) draw
	14101486	EX-RWRC	EXIT, THERMOPLASTIC, RED LETTERS, REMOTE HEAD CAPABLE	3.6/4.14W (120/277V) draw, up to 2 additional remote heads
	105541	EXT-RW	THIN EXIT, THERMOPLASTIC, RED LETTERS	1.43/1.51W (120/277V) draw
	108271	EXE-RW1S	EDGELIT EXIT, RED LETTERS, WHITE, 1 SIDE	4.2W (120/277V) draw
	107782	EXE-RW2S	EDGELIT EXIT, RED LETTERS, WHITE, 2 SIDE	4.2W (120/277V) draw
	14101487	EX-GW	EXIT, THERMOPLASTIC, GREEN LETTERS	2.46W (120/277V) draw

EMERGENCY LIGHT SERIES


ORDERING INFORMATION:

PRODUCT IMAGE	ORDER NUMBER	MODEL	DESCRIPTION	PERFORMANCE
	103368	EX-GWRC	EXIT, THERMOPLASTIC, GREEN LETTERS, REMOTE HEAD CAPABLE	3.28/3.81W (120/277V) draw, up to 2 additional remote heads
	105542	EXT-GW	THIN EXIT, THERMOPLASTIC, GREEN LETTERS	1.43/1.51W (120/277V) draw
	105545	EXE-GS1S	EDGELIT EXIT, GREEN LETTERS, SILVER, 1 SIDE	4.2W (120/277V) draw
	108272	EXE-GW1S	EDGELIT EXIT, GREEN LETTERS, WHITE, 1 SIDE	4.2W (120/277V) draw
	107747	EXE-GW2S	EDGELIT EXIT, GREEN LETTERS, WHITE, 2 SIDE	4.2W (120/277V) draw
	14101488	EXC-RW	EXIT & EMERGENCY COMBO, THERMOPLASTIC, RED LETTERS	76 lumens per head, 5/4.8W draw (120/277V)
	103370	EXC-RWRC	EXIT & EMERGENCY COMBO, THERMOPLASTIC, RED LETTERS, REMOTE HEAD CAPABLE	76 lumens per head, 5/4.8W draw (120/277V), up to 2 additional remote heads
	105543	EXTC-RW	THIN EXIT & EMERGENCY COMBO, THERMOPLASTIC, RED LETTERS	1.66/1.85W (120/277V) draw
	108282	EXC-RSQWRC	EXIT & EMERGENCY COMBO, THERMOPLASTIC, RED LETTERS, SQUARE HEADS, WHITE, REMOTE HEAD CAPABLE	41 lumens per head, 3.5W (120/277V), up to 2 additional remote heads
	14101489	EXC-GW	EXIT & EMERGENCY COMBO, THERMOPLASTIC, GREEN LETTERS	76 lumens per head, 3.9W draw (120/277V)
	103371	EXC-GWRC	EXIT & EMERGENCY COMBO, THERMOPLASTIC, GREEN LETTERS, REMOTE HEAD CAPABLE	76 lumens per head, 3.9W draw (120/277V), up to 2 additional remote heads
	105544	EXTC-GW	THIN EXIT & EMERGENCY COMBO, THERMOPLASTIC, GREEN LETTERS	1.66/1.85W (120/277V) draw

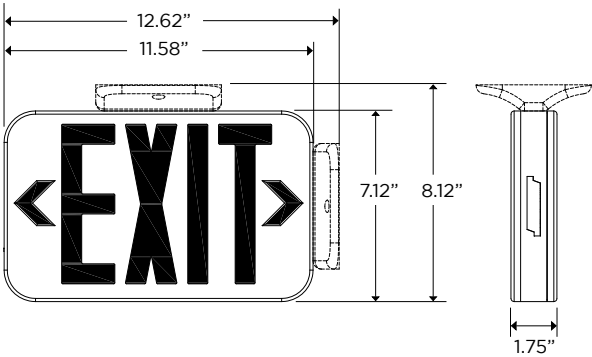
SPECIAL ORDER QUICK SHIP ITEMS:

PRODUCT IMAGE	ORDER NUMBER	MODEL	DESCRIPTION	PERFORMANCE
	105935	EX-RWSD	EXIT, THERMOPLASTIC, RED LETTERS, SELF DIAGNOSTIC	264 lumens per head, 1.78/1.88W (120/277V) draw
	106238	EX-RW2WL	EXIT, THERMOPLASTIC, RED LETTERS DOUBLE SIDED, WET-LOCATION	1.78/1.88W (120/277V) draw, WL housing 12 5/8" x 8 1/8" x 2 1/2"

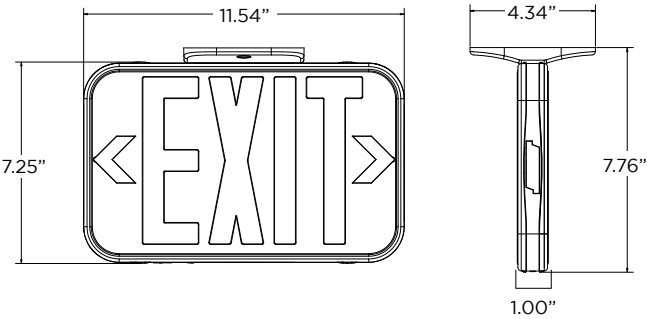
ACCESSORIES:

PRODUCT IMAGE	ORDER NUMBER	MODEL	DESCRIPTION	PERFORMANCE
	105538	EM-WG	Emergency/Exit Wire Guard	16"x14"x7", hardware for internal wall mounting included, 2 required for combos (EXC)

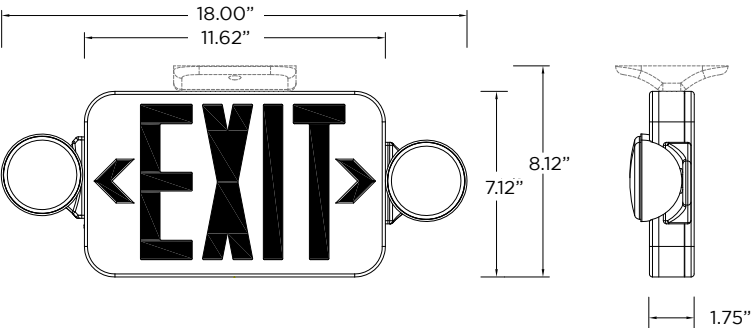
EMERGENCY LIGHT SERIES



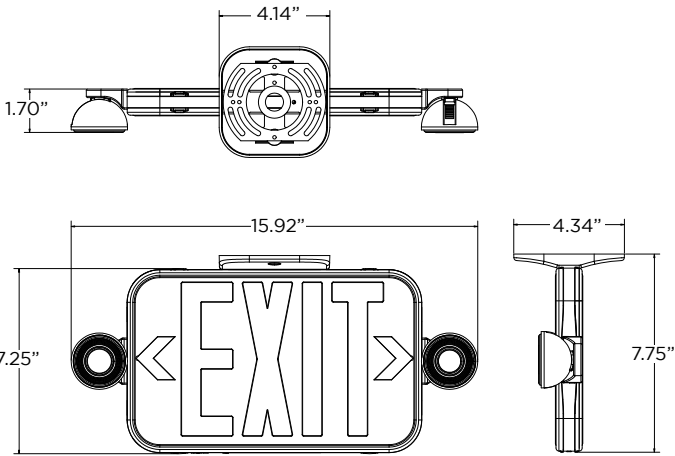
EX-RW & EX-GW



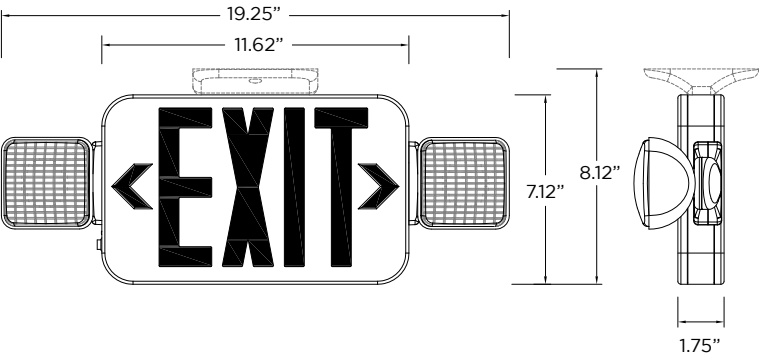
EXT-RW



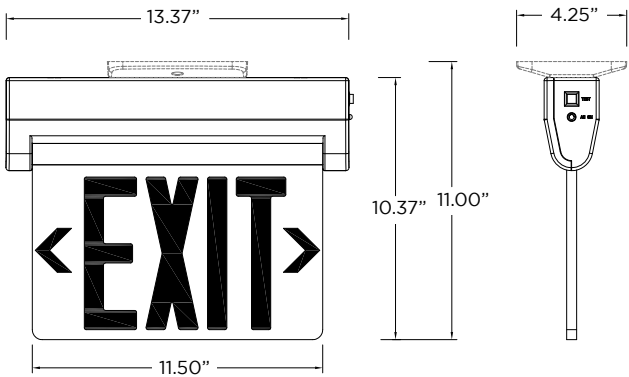
EX- Series



EXT- Series



EXC-RSQWRC



EXE - Series