

# ESW-WP112

ARCHITECTURAL QUARTER-SPHERE, FULL CUTOFF WALL PACK

## PRODUCT SPECIFICATIONS

### CONSTRUCTION

The ESW-WP112 Series features a durable, die-cast aluminum enclosure with an architectural bronze powder coated finish. enclosure is fully sealed and gasketed, and is Wet Location Listed for outdoor use. enclosure and hardware are corrosion resistant. The ESW-WP112 features an internal, anodized aluminum reflector which provides ideal light distribution, and the lamp(s) are protected by a high-impact, heat resistant tempered glass lens.

### LAMPS & BALLASTS

**High Pressure Sodium:** B17 type lamps from 35 to 150 watts, utilizing a medium base, glazed porcelain socket pulse rated for 4KV with either a R-NPF or HX-HPF type ballast rated for a minimum operating temperature of -30°C (-22°F) and 120VAC, Double-tap (120/277VAC), Multi-tap (120/208/240/277VAC) or 480VAC input.

**Metal Halide:** BD17 type lamps from 50 to 100 watts, utilizing a medium base, glazed porcelain socket pulse rated for 4KV with an HX-HPF ballast rated for a minimum operating temperature of -30°C (-22°F) and Double-tap (120/277VAC), Multi-tap (120/208/240/277VAC) or 480VAC input.

**Pulse Start Metal Halide:** BD17 type lamps from 150 watts, utilizing a medium base, glazed porcelain socket pulse rated for 4KV with a CWA ballast rated for a minimum operating temperature of -30°C (-22°F) and Multi-tap (120/208/240/277VAC) or 480VAC input.

### INSTALLATION

The ESW-WP112 Series is ideal for mounting to any vertical surface and features a rugged, die-cast aluminum mounting plate. Can be wired to a 4" junction box. Can be mounted in Up-light configuration in Damp Locations ONLY.



The ESW-WP112 Series is ideal for parking areas, entrances, walkways, underpasses, loading docks, tunnels, and recreation areas. Available with Metal Halide, Pulse Start Metal Halide or High Pressure Sodium lamps for any application.

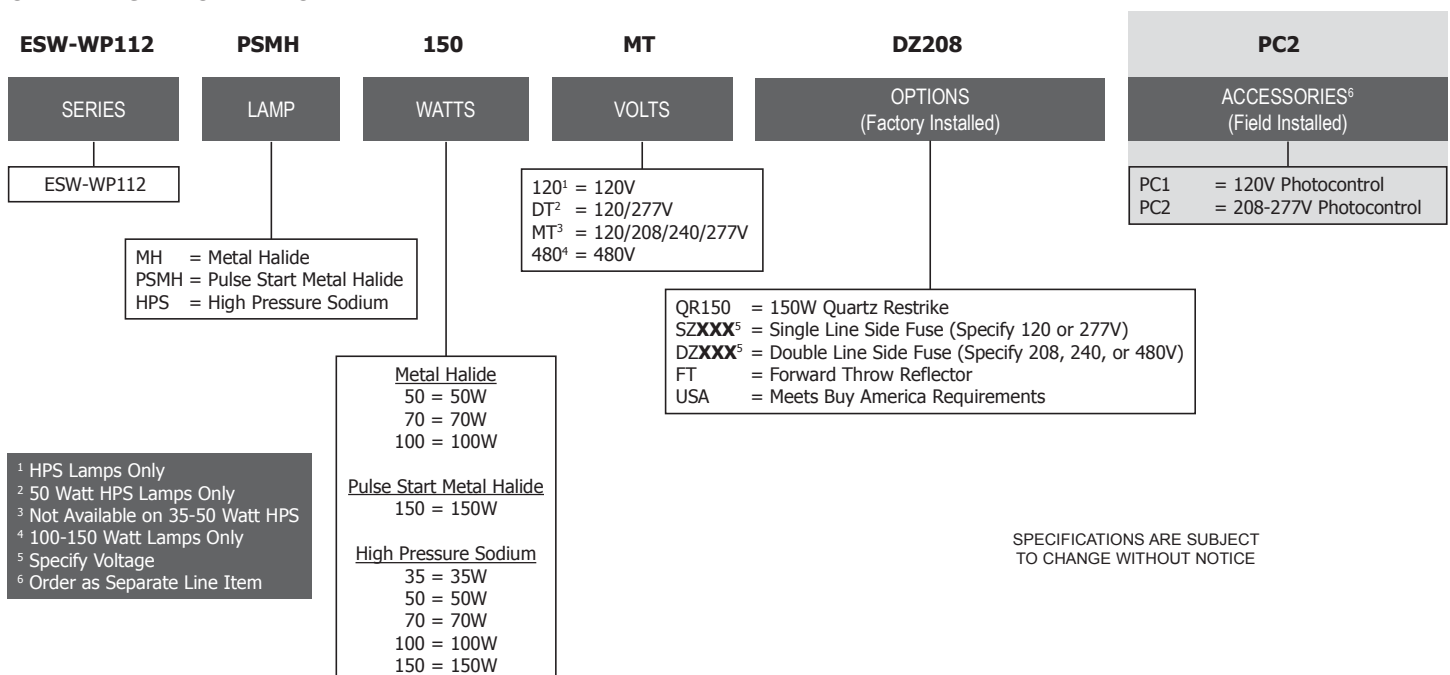
### WARRANTY

Any housing component that fails due to manufacturer's defect is guaranteed for two years from time of shipment. Ballasts, Capacitors, and Ignitors are warranted for one year from time of shipment. Warranty does not apply to damages caused by improper installation, abuse, fire or acts of God. Lamp is not covered by manufacturer's warranty.



**DARKSKY**  
COMPLIANT

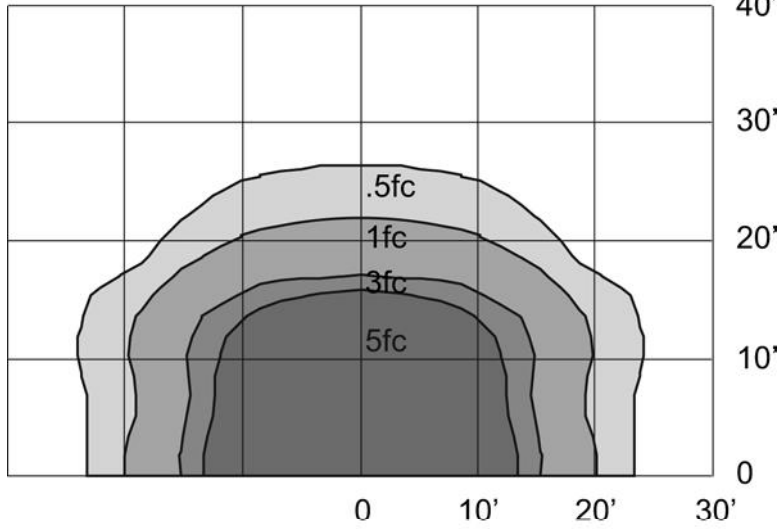
## ORDERING INFORMATION



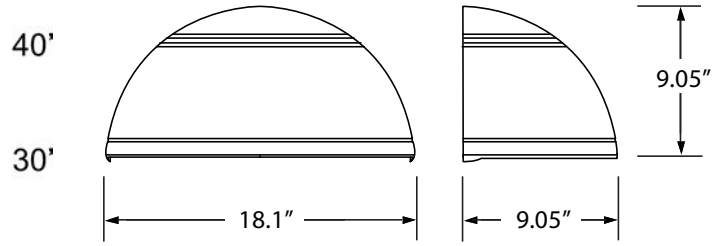
SPECIFICATIONS ARE SUBJECT TO CHANGE WITHOUT NOTICE

**SAMPLE PHOTOMETRICS**

ESW-WP112-PSMH-150-FT Mounted at 10'



**DIMENSIONS**



Approximate Weight: 13 lbs.

**Footcandle Correction**

Multiply factors times the footcandle values for changes in lamp type.

<b>Lamps</b>	70W MH	100W MH	<b>150W PSMH</b>	150W HPS
<b>Factor</b>	.41	.69	<b>1.00</b>	1.20