


LEDS 11" & 14" Square Ceiling Luminaires

Project:	
Type:	
Catalog #:	

STANDARD



The LED square (LEDS) ceiling series is designed for residential, light commercial and other applications. High-quality luminaire utilizes the latest LED technology for optimal performance and maximized energy efficiency. High-CRI LEDs are standard, and dimming is available with many popular wall dimmers. The finely-textured lens is molded from acrylic, and provides an even, uniform light distribution.

FEATURES

- Available in 2700k (warm white) or 4000k (neutral white) color temperature.*
- Long-life LEDs provide 76,000 hours of operation with at least 70% of initial lumen output (L_{70}).**
- 11" model delivers lumen output equivalent to one 75 watt incandescent, but uses only 14 watts.*
- 14" model delivers lumen output equivalent to two 60 watt incandescent, but uses only 25 watts.*
- High-efficiency, non-glare lens provides visual comfort and uniform illumination without pixelation.
- Input voltage: AC120V, 60Hz.
- Compatible with many popular wallbox dimmers.
- Power factor > 0.99.
- Total harmonic distortion < 20%.
- Color rendering index > 80.
- Sturdy steel body construction. Lens material is acrylic.
- Easy installation in new construction or retrofit.

* Contact factory for other color temperatures and lumen packages.

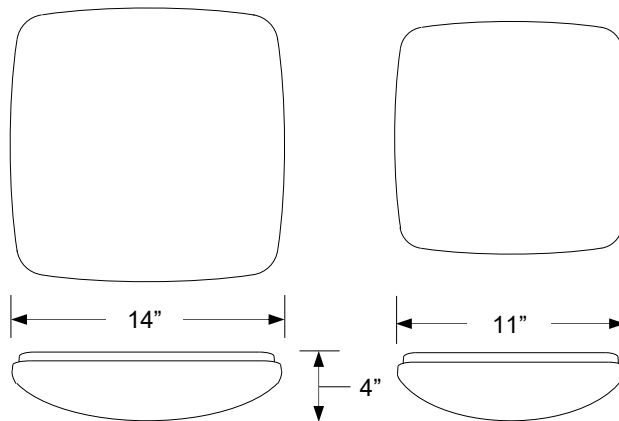
** L_{70} hours are IES TM-21-11 calculated hours.



WARRANTY & LISTINGS

- cULus listed for damp and dry locations in ambient temperatures ranging from -20°C to 35°C / -4°F to 95°F .
- Energy Star qualified.
- Complies with FCC Part 15.
- Driver is protected from line transients (2.5 kV).
- 5-year warranty of all electronics and housing.

DIMENSIONS



ORDERING INFORMATION

Model	Luminaire Watts	Luminaire Lumens	Lumens / Watt	Color Temperature	Compatible Dimmers
LEDS11-27K	14	1,214	84	2700k	LUTRON Ariadni/Toggler (TGCL-153P) Maestro (MACL-153M) Skylark Contour (CTCL-153P) Caseta (PD-6WCL) LEVITON IllumaTech R50-IPL06 SureSlide (R12-06672, R62-06674) Decora (DSL06-1LZ)
LEDS11-40K	14	1,320	91	4000k	
LEDS14-27K	24	1,685	70	2700k	
LEDS14-40K	24	1,803	75	4000k	

LEDS 11" & 14" Square Ceiling Luminaires

ELECTRICAL DATA

Model	Color Temperature	CRI ¹	Luminaire Lumens	Luminaire Watts	Lumens Per Watt	Input Voltage	Input Current (A)			Power Factor	THD ²	L ₇₀ Hours ³
							120V	240V	277V			
LEDS11-27K	2700k	> 80	1,214	14	84	120 (60Hz)	0.12	0.06	0.05	> 99%	< 20%	76,000
LEDS11-40K	4000k	> 80	1,320	14	91	120 (60Hz)	0.12	0.06	0.05	> 99%	< 20%	76,000
LEDS14-27K	2700k	> 80	1,685	24	70	120 (60Hz)	0.20	0.10	0.09	> 99%	< 20%	76,000
LEDS14-40K	4000k	> 80	1,803	24	75	120 (60Hz)	0.20	0.10	0.09	> 99%	< 20%	76,000

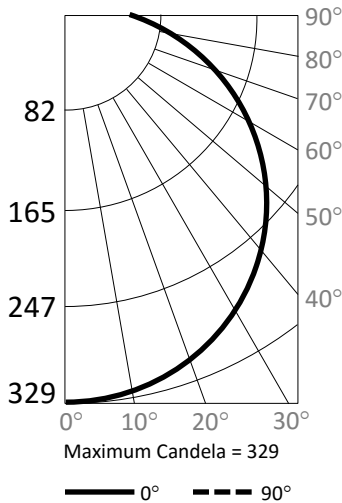
¹ Color rendering index

² Total harmonic distortion

³ L₇₀ refers to the number of hours at which lumen output declines to 70% of the initial level. L₇₀ hours are IES TM-21-11 calculated hours.

PHOTOMETRIC DATA

LEDS11-40K (1,320 Lumens)



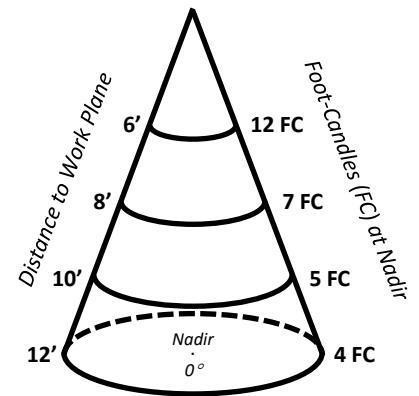
Candlepower Summary

	0°	90°
0°	329	329
10°	326	325
20°	314	312
30°	293	289
40°	262	257
50°	224	217
60°	178	170
70°	131	124
80°	89	83
90°	57	52

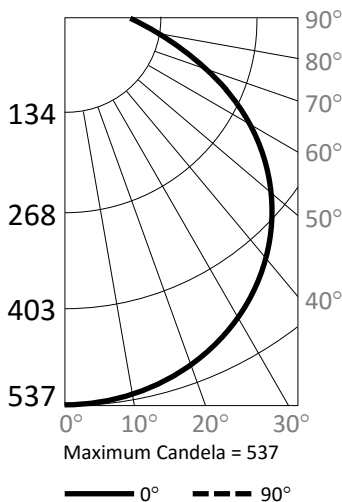
Zonal Lumen Summary

Zone	Lumens	% Fixture
0° – 10°	31	2.4%
0° – 20°	122	9.3%
0° – 30°	263	19.9%
0° – 40°	439	33.2%
0° – 50°	629	47.6%
0° – 60°	811	61.4%
0° – 70°	966	73.2%
0° – 80°	1,085	82.2%
0° – 90°	1,166	88.3%
90° – 180°	154	11.7%
0° – 180°	1,320	100.0%

Cone of Light



LEDS14-40K (1,803 Lumens)



Candlepower Summary

	0°	90°
0°	537	537
10°	531	533
20°	511	516
30°	477	485
40°	426	436
50°	362	373
60°	287	298
70°	211	221
80°	143	151
90°	85	91

Zonal Lumen Summary

Zone	Lumens	% Fixture
0° – 10°	45	2.5%
0° – 20°	175	9.7%
0° – 30°	377	20.9%
0° – 40°	627	34.8%
0° – 50°	898	49.8%
0° – 60°	1,157	64.2%
0° – 70°	1,378	76.5%
0° – 80°	1,547	85.8%
0° – 90°	1,662	92.2%
90° – 180°	141	7.8%
0° – 180°	1,803	100.0%

Cone of Light

