

ROUND ECO PENDANT HIGH BAY
BPHE SERIES



PRODUCT DESCRIPTION:

The Round Eco Pendant High Bay is a sleek, price-effective lighting solution for warehouses, retail and big box stores, gymnasiums, and other industrial and commercial locations with open ceilings. Compact in design, yet mighty in output and durability, the pendant produces uniform illumination with DLC Premium listed performance that exceeds 130 lm/W in higher output models.

FEATURES:

- 0-10V dimming standard
- Power factor >0.9
- Voltage: 120-277V, 347-480V
- Operating temperature: -40°F to 113°F
- IP65
- Operating humidity 20% to 80% RH non-condensing
- Option for both aluminum and acrylic reflectors
- Hook mount standard, accessories for Stem mount and wall mount available
- 6' cord (3-wire) standard

CONSTRUCTION:

- Die cast housing
- Black polyester powder coat finish

RECOMMENDED USE:

- Warehouses
- Retail
- High Bay and Low Bay applications

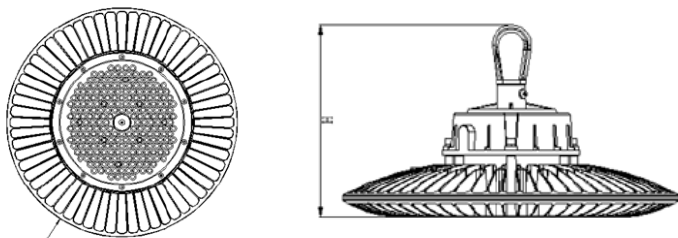
WARRANTY:

10-year standard warranty with labor allowance* (further details available at www.maxlite.com/warranties)
*Warranty Limitations: Product must be rated for the application per the Product Data Sheet (PDS); operated <16 hrs; in ambient of -40°F to 113°F.
*Up to \$25/unit; labor allowances of up to \$500/unit available for purchase – contact MaxLite representative for details.

| FAMILY | - | WATTAGE | VOLTAGE | OPTICS | - | CCT | OPTIONS |
|---------------------------------------|---|--|----------------------------|--------|---|------------------------|--|
| BPHE=Baymax Pendant High Bay Economic | - | 100= 100W 150= 150W 180= 180W 240= 240W | U= 120-277V H= 347-480V | W=Wide | - | 40= 4000K 50= 5000K | Blank= No Option MSV= Bi-Level Sensor |

* Product comes with 6' cord. Additional cords and plugs cannot be installed on this product as it is Wet/IP65 rated.

DIMENSION DRAWING:



DIMENSION CHART:

| MODEL | D (INCH) | H (INCH) |
|-------|----------|----------|
| 100W | 10.6 | 7.4 |
| 150W | 12.6 | 7.6 |
| 180W | 14.2 | 7.95 |
| 240W | 16.9 | 8.98 |

SPECIFICATIONS:

| SPECIFICATIONS: | | BPHE-100yW-xx | BPHE-150yW-xx | BPHE-180yW-xx | BPHE-240yW-xx |
|---------------------|-----------------------|--|---------------|---------------|---------------|
| ITEM | SPECIFICATION | DETAILS | | | |
| GENERAL PERFORMANCE | Power Consumption | 100W | 150W | 180W | 240W |
| | Equivalent Wattage | 175W MH | 250W MH | 400W MH | 400W MH |
| | Lumens Delivered | 13,000 lm | 19,500 lm | 23,400 lm | 31,200 lm |
| | Efficacy | 130 lm/W | | | |
| | CRI | 80 | | | |
| | Color Temperature | 4000K and 5000K | | | |
| | L70 Lumen maintenance | 100,000 hours | | | |
| | Color Consistency | Proprietary binning for uniform color | | | |
| ELECTRICAL | Power Factor | >0.9 | | | |
| | Input Voltage | 120-277V, 347-480V | | | |
| | Dimming | 0-10V. Dimming Range: 10%-100 % | | | |
| | Surge Protection | Other beam distributions available as special order; contact MaxLite | | | |
| PHYSICAL | Mounting | Hook mount standard, accessories for Stem mount and wall mount available | | | |
| | Operating Temperature | -40°F to 113°F | | | |
| | Humidity | 20% to 80% RH non-condensing | | | |
| QUALIFICATION | Qualifications | UL Listed, DLC Standard | | | |
| | Material Usage | RoHS compliant; no mercury | | | |
| | Environment | Indoor / Wet, IP65 | | | |
| | Warranty | 10 Years warranty | | | |







*To stem mount product, remove hook in the field.

ORDERING*:

| ORDER CODE | MODEL NUMBER | DLC PRODUCT ID # |
|------------|---------------|------------------|
| 14100743 | BPHE-100UW-40 | PLF16ZYDZKJV |
| 14100747 | BPHE-100UW-50 | PL6AOBLV6XNS |
| 14100744 | BPHE-150UW-40 | PL8TJ0015KDG |
| 14100748 | BPHE-150UW-50 | PLOL5DVGTXOS |
| 14100745 | BPHE-180UW-40 | PLF6LA0FMV0U |
| 14100749 | BPHE-180UW-50 | PLZD2PBXCW4W |
| 14100746 | BPHE-240UW-40 | PLJVOYWWSBL7 |
| 14100750 | BPHE-240UW-50 | PLLPWSHOW9VD |
| 104156 | BPHE-240HW-50 | PYOMNU83 |
| 104152 | BPHE-180HW-50 | PAGAOO9G |
| 104146 | BPHE-150HW-50 | PJCIMG33 |

*Please contact your MaxLite representative to order products that don't have order codes listed here.

ACCESSORIES:



| ORDER CODE | MODEL NUMBER | DESCRIPTION | IMAGE |
|------------|--------------|--|--|
| 14100727 | BPHE-ALDRP1 | PC Drop Lens (310.5 mm X 33 mm). Fits BPHE-ALREF1 |  |
| 14100731 | BPHE-PCDRP1 | PC Drop Lens (404mm X 39mm). Fits BPHE-PCSHD1, BPHE-PCSHD2 & BPHE-ALREF2 |  |
| 14100725 | BPHE-ALREF1 | Aluminous Reflector (315mm X 150mm) for BPHE 150W & 180W |  |
| 14100726 | BPHE-ALREF2 | Aluminous Reflector (409mm X 190mm) for BPHE 240W |  |
| 14100729 | BPHE-PCSHD1 | Poly Carbonate Shade Reflector (410mm X 197mm) for BPHE 150W & 180W |  |
| 14100730 | BPHE-PCSHD2 | Poly Carbonate Shade Reflector (410mm X 197mm) for BPHE 240W |  |
| 14100732 | BPHE-UBRKT1 | U Bracket (wall mount) for BPHE 100W (Hardware not included, 5/16" Screws recommended) | |
| 14100733 | BPHE-UBRKT2 | U Bracket (Wall Mount) for BPHE 150W & 180W (Hardware not included, 5/16" Screws recommended) | |
| 14100734 | BPHE-UBRKT3 | U Bracket (Wall Mount) for BPHE 240W (Hardware not included, 5/16" Screws recommended) | |
| 14101065 | BPHE-PPADPTR | BPHE PIPE ADAPTER (1/2" NPT TO 3/4" NPT) | |
| 104799 | RMRC-100 | Remote Control for Universal Voltage (120-277V) Sensor | |
| 102184 | FSIR-100 | Remote Control for High Voltage Sensor | |

*Other beam distributions available as special order. Contact Maxlite for more details.

**No Shade/Reflector/Drop lens available for 100W

***FSIR-100 applies to 347-480V

SENSOR INFORMATION:

| SENSOR | TECHNOLOGY | DIMMING | DAYLIGHT HARVESTING | REMOTE CONTROL | |
|---|------------|----------|---------------------|----------------|---|
| MSV for 120-277V/ Universal sensor models | PIR | ON/OFF | SET POINT | YES |  |
| MSV for 347-480V/ High Voltage sensor models | PIR | BI-LEVEL | SET POINT | YES |  |

*For motion sensor setting and information, please visit www.maxlite.com/controls