

PROJECT NAME: \_\_\_\_\_ CAT. #: \_\_\_\_\_  
 NOTES: \_\_\_\_\_ FIXTURE SCHEDULE: \_\_\_\_\_

## BLHE Economic Linear Highbay Gen 3 ECO SERIES



### Description:

The Eco High Bay Series is a cost-effective and quality solution for lighting gymnasiums, warehouses, distribution centers, manufacturing facilities, big box retailers, and other commercial and industrial applications. A dimmable and compact product made of galvanized steel housing and white electrostatic powder coat finish, it delivers a high lumen output to replace both 4 or 6 lamp T5HO fluorescent highbay or 400W HID highbay fixtures. Cable, pendant and surface mounting options enable the highbay to be customized to meet virtually any lighting requirement.

### Features:

- Dimmable down to 10% (0-10V dimming)
- Frosted lens standard
- Surface or suspension mounted
- V-hook and 40" knotted chain included in standard model
- Suitable for damp locations
- Operating humidity 10% to 80% RH non-condensing
- Cord and Plug options available for standard models
- Lens material is PMMA (Polymethylmethacrylate)
- L70 lumen maintenance of 100,000 hours, L90 to meet DLC Premium
- On EM mode, the fixture output a minimum of 1200 lumens for 90 minutes, when fully charged

### Ordering Information

FAMILY	WATTAGE (NOMINAL)	VOLTAGE	LENS	CCT	OPTIONS	MOTION SENSOR	CORDS & PLUGS
BLHE3= ECO Linear High Bay Gen 3	065= 65W 085= 85W 130= 130W 170= 170W 210= 210W 255= 255W 300= 300W 400= 400W	U= 120-277V	F= Frosted	40= 4000K 50= 5000K	BLANK= None EM= Battery Backup	BLANK= None MS= Motion Sensor	BLANK= None -C= Cord -C1= 10-FT 3 Wire Cord W 5-15P (120V, 15A) -C2= 10-FT 3 Wire Cord W L7-15P (277v, 15A)

### Stocked Items

ORDER CODE	MODEL NUMBER	DLC#	DLC CATEGORY	ORDER CODE	MODEL NUMBER	DLC#	DLC CATEGORY
105362	BLHE3-065UF-40	PSSLSYSIN	Low-Bay Luminaires for Commercial and Industrial Buildings	105378	BLHE3-210UF-40	P8NVQQC9	High-Bay Luminaires for Commercial and Industrial Buildings
105363	BLHE3-065UF-50	PJRCZ69R		105379	BLHE3-210UF-50	P7J64WMA	
105366	BLHE3-085UF-40	PCXTYUAR		105382	BLHE3-255UF-40	P4Y8NPLB	
105367	BLHE3-085UF-50	PZJ3KWCH	105383	BLHE3-255UF-50	PLQBGEHR		
105370	BLHE3-130UF-40	PT3H08RI	105386	BLHE3-300UF-40	PY0MLJTV		
105371	BLHE3-130UF-50	PHMQISCC	105387	BLHE3-300UF-50	PFJVC1YA		
105374	BLHE3-170UF-40	P7EAHSYX	105390	BLHE3-400UF-40	PG1XKF7Y		
105375	BLHE3-170UF-50	P6VMYY3G	105391	BLHE3-400UF-50	PW9DPZ8N		



**10-year standard warranty with labor allowance** (further details available at [www.maxlite.com/warranties](http://www.maxlite.com/warranties))

Warranty Limitations: Product must be rated for application per the Product Data Sheet (PDS); operated ≤16 hrs; in ambient temperatures -4°F to 77°F. If ambient temperatures fall outside the -4°F to 77°F range, product is warranted for 5 years according to the operating temperature range specified on the PDS. Up to \$25/unit; registration required. Additional coverage may be available for purchase; contact MaxLite. Excludes EM/MS versions; component warranty applies.

## BLHE Economic Linear Highbay Gen 3

ECO SERIES

### Accessories (SOLD SEPARATELY)

ORDER CODE	MODEL NUMBER	DESCRIPTION	IMAGE
105400	BLHE3-WGW1	BLHE GEN3 WIRE GUARD WHITE FOR 65W, 85W, 130W MODELS	
105401	BLHE3-WGW2	BLHE GEN3 WIRE GUARD WHITE FOR 170W AND 210W MODELS	
105402	BLHE3-WGW3	BLHE GEN3 WIRE GUARD WHITE FOR 255W AND 300W MODELS	
105403	BLHE3-WGW4	BLHE GEN3 WIRE GUARD WHITE FOR 400W MODEL	
105398	BLHE3-SMK1	BLHE GEN3 SURFACE MOUNT KIT FOR 65W, 85W, 130W, 255W AND 300W MODELS	
105399	BLHE3-SMK2	BLHE GEN3 SURFACE MOUNT KIT FOR 170W, 210W AND 400W MODELS	
105397	BLHE3-MPK	BLHE GEN3 MONOPOINT STEM KIT FOR ALL WATTAGES	
74138	MLCHKLSU15	15' CABLE KIT	
71119	MLCHKSQ	20' CABLE KIT	
104799	RMRC-100	Remote Control (for sensor models)	

### Sensor

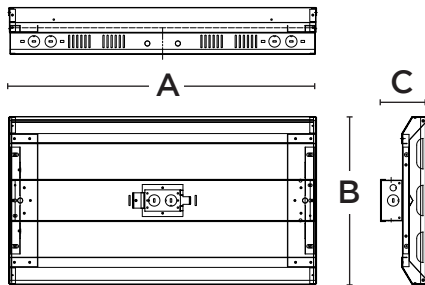
SENSOR	TECHNOLOGY	DIMMING	DAYLIGHT HARVESTING	REMOTE CONTROL	QR CODE
MS option	PIR motion sensing	Bi-Level	Photoelectric sensor Set point on/off	RMRC-100	

## BLHE Economic Linear Highbay Gen 3

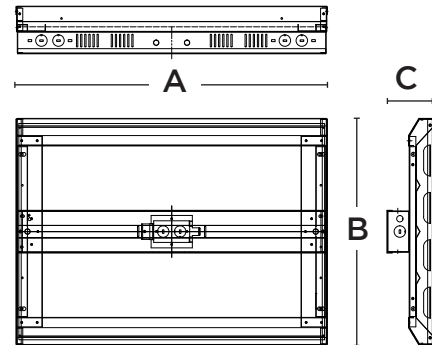
ECO SERIES

Specifications	BLHE3-065UF-xx	BLHE3-085UF-xx	BLHE3-130UF-xx	BLHE3-170UF-xx	BLHE3-210UF-xx	BLHE3-255UF-xx	BLHE3-300UF-xx	BLHE3-400UF-xx
Power Consumption	65W	85W	130W	170W	210W	255W	300W	400W
Lumens Delivered	8,450-8,515 lm	11,475-11,560 lm	17,550-17,680 lm	22,950-23,120 lm	28,350-28,560 lm	34,425-34,680 lm	40,500-40,800 lm	54,000-54,400 lm
Efficacy	130/131 lm/w	135/136 lm/w			135/136 lm/w			141 - 142 lm/w
CRI	≥ 80							
Color Temperature (K)	4000K and 5000K							
L70 Lumen maintenance	≥ 100,000 Hrs							
Power Factor	≥ 0.9							
Input Voltage	120-277V							
Operating Temperature	-4 to 122°F (-20°C to 50°C)							
Listings	cULus Listed, FCC, ROHS Compliant							
Environment	UL Listed for Dry/Damp locations							
Warranty	10 Years warranty							
Qualifications	DLC Premium							

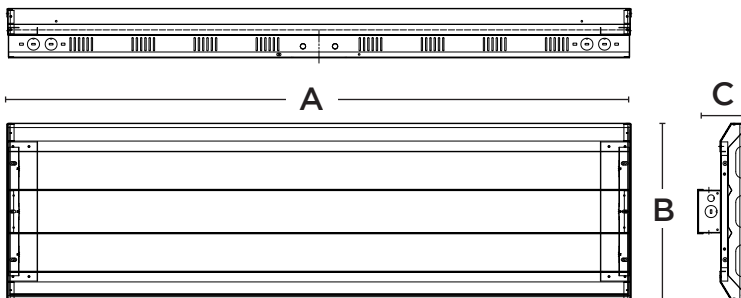
### Dimensions



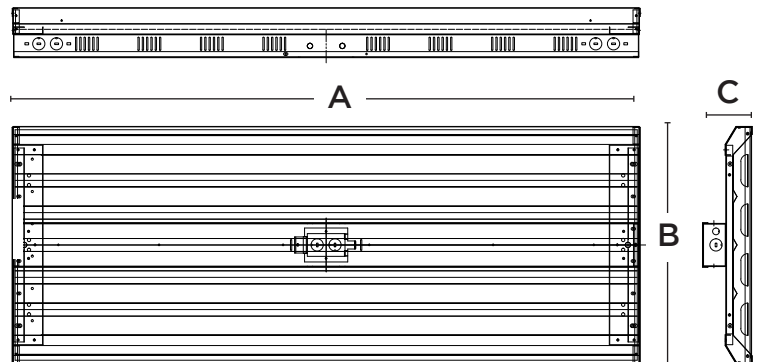
65W / 85W / 130W



170W / 210W



255W / 300W



400W

PRODUCT	A (L)	B (W)	C (H)
65W/85W/130W	24"	13"	3.37"
170W/210W	24"	17.4"	3.37"
255W/300W	46"	13"	3.37"
400W	46"	17.2"	3.27"