

PATHMAX™ LED BOLLARDS
CLASSIC SERIES 36" FLAT TOP



PRODUCT DESCRIPTION:

The round Classic LED Bollard is an economical and energy efficient choice for lighting walkways, plazas and other pedestrian areas in commercial and residential applications. Constructed of durable aluminum for maximum weatherability, the bollard features a specialized cone reflector that projects light down and outward for ample illumination that enhances pedestrian safety and security.

FEATURES:

- Up to 50,000 hour L70 lifetime, TM-21 standards @ 25°C
- Sealed fixture is dirt and bug free
- CRI: ≥80
- 10-Year warranty

CONSTRUCTION:

- Extruded aluminum Housing
- Powder coated to be rust and corrosion proof
- Internal Aluminum cone reflector
- Clear polycarbonate lens
- 4kV Surge Standard

INSTALLATION:

- Installation kit with anchor bolts included. See mounting base details on page 2.

WARRANTY:

10-year standard warranty with labor allowance* (further details available at www.maxlite.com/warranties)

*Warranty Limitations: Product must be rated for the application per the Product Data Sheet (PDS); operated ≤16 hrs; in ambient of -29°F to 104°F.

*Up to \$25/unit; labor allowances of up to \$500/unit available for purchase – contact MaxLite representative for details.

MODEL SELECTION				Typical order example: BL-CLRD38U-40B36						
BL	-	CL	RF	38	U	-	40			36
FAMILY	-	SUB FAMILY	SHAPE	WATTAGE	VOLTAGE	-	COLOR TEMPERATURE	FINISH	DISTRIBUTION	HEIGHT
BL= Bollards	-	CL= Classic Series	RF= Round, Flat Top	38= 38W	U= 120-277V	-	40= 4000K, CRI 80+	B= Bronze L= Black S= Silver W= White	(Blank)= Type V	36= 36"

SPECIFICATIONS:

ITEM	SPECIFICATION	FLAT TOP
GENERAL PERFORMANCE	Input Power (W)	38
	Lumens Delivered (lm)	3,610
	Efficacy (lm/W)	95
	CRI	≥80
	Lumen Maintenance (L70, TM-21 @ 25°C)	>50,000 hours
	Color Temperature	4000K
	Spacing Criteria	Available upon request
	BUG Rating	B2-U3-G1
CERTIFICATION	Certifications	cULus, Wet Locations, IP65
	Warranty	10 year warranty*
	Operating Temperature	-40°F - 122°F (-40°C - 50°C)

Lighting layouts and spacing criteria available upon request.

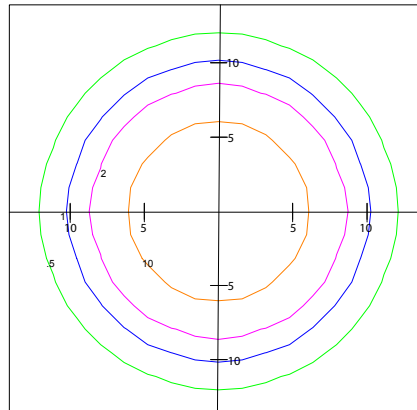
LAYOUTS:

Each gridline represents one mounting height.
For mounting heights other than noted multiply FC by the below factor.

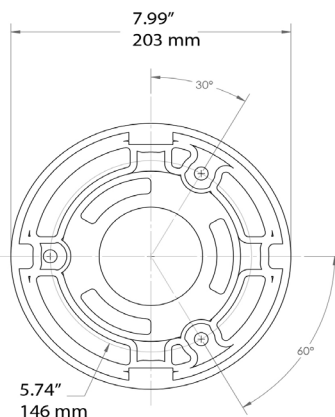
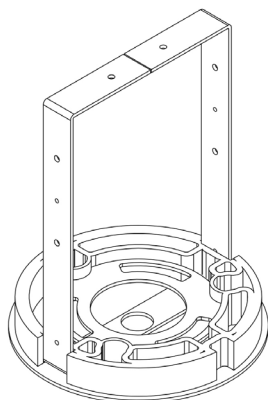
$$\text{Factor} = \frac{(\text{Chart's Mtg Height})^2}{(\text{Actual Mtg Height})^2}$$

LEGEND

- 0.5 fc
- 1 fc
- 2 fc
- 10 fc



MOUNTING BASE:



DIMENSIONAL DRAWING:

