



Web Reporting. Solved.

Fastvue Reporter intelligently interprets your Internet gateway's log files to deliver *useful* web activity reports to HR, Department Mangers, IT and You!



+ More



Dedicated Reporting Apps for Web Gateways and Firewalls

You don't need to become a log analysis expert. That's our job. We've created dedicated, streamlined reporting applications for the major web gateways and firewalls. All you need to do is read the reports!



Real-time Alerts

- People accessing unacceptable or extremist material.
- Search terms and URL keywords.
- Large downloads.
- Viruses, threats and more.

Awesome Reports

- Simple, interactive web usage reports non-technical people can understand.
- Seamless Active Directory integration for user or group reporting.
- Report scheduling and distribution.
- Automatic removal of background sites such as google-analytics.com.
- Substitution of CDNs such as akamaihd.net with the real site visited.

Threat Detected - Malware 2

- Threat Detected - Malware: Internet Explorer 2015-04-21 22:02
- Threat Detected - Malware: Google Chrome 2015-04-21 22:01

Threat Detected - IPS 1

- Threat Detected - IPS: iTunes.exe 2015-04-21 22:05

Unacceptable Browsing 6

- Unacceptable Browsing: C-3PO 2015-04-21 22:05 **Dismiss**
- Unacceptable Browsing: Anakin Skywalker 2015-04-21 22:04
- Unacceptable Browsing: Jango Fett 2015-04-21 22:04
- Unacceptable Browsing: Princess Leia 2015-04-21 22:03
- Unacceptable Browsing: Jabba the Hutt 2015-04-21 21:51
- Unacceptable Browsing: Palpatine 2015-04-21 21:51

Company Overview (2013-04-03)

Overview

Total	836.4 MB	www.fastvue.co	Luke Skywalker	Google Chrome
Up	146.0 MB	Down	690.4 MB	4.4 MB
Up	127.3 KB	Down	15.9 MB	77.7 MB
Up	95.4 MB	Down	464.4 MB	

Bandwidth

Bandwidth Over Time

Users by Size

User	Total Size	Download Size	Upload Size	Browsing Time
Luke Skywalker	53.4 MB	46.7 MB	6.7 MB	00:05:13
C-3PO	27.0 MB	23.6 MB	3.4 MB	00:02:42
Grand Moff Tarkin	23.0 MB	20.4 MB	2.6 MB	00:02:13
Princess Leia	23.0 MB	20.1 MB	2.9 MB	00:05:12
Padmé Amidala	18.3 MB	16.0 MB	2.3 MB	00:03:08
Anakin Skywalker	11.0 MB	9.6 MB	1.4 MB	00:03:32
Jango Fett	9.7 MB	8.5 MB	1.2 MB	00:02:07
Han Solo	800.6 KB	808.1 KB	122.6 KB	00:03:08
Greedo	827.1 KB	733.7 KB	103.4 KB	00:03:13
Boba Fett	696.4 KB	606.4 KB	87.0 KB	00:03:03
Palpatine	640.7 KB	560.7 KB	80.1 KB	00:03:02
Qui-Gon Jinn	286.9 KB	245.4 KB	35.1 KB	00:03:08
Jabba the Hutt	146.5 KB	145.4 KB	20.8 KB	00:03:08



www.fastvue.co
sales@fastvue.co

United States: +1 888 885 6711
United Kingdom: +44 (0)203 575 1178
Australia: +61 2 8003 3707



Powerful Reporting : Zero Learning Curve

Who said enterprise software should be hard to deploy and use? Simply install Fastvue Reporter, pull in the data, and you're ready to enjoy these powerful and incredibly easy to use features:

Overview Reports & Detailed Investigations

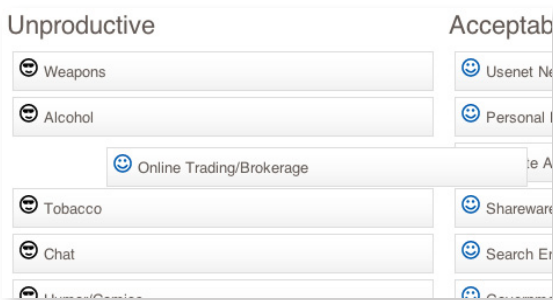
Fastvue's Overview Reports highlight the information you need to know such as productivity, bandwidth or network issues. Need more detail? Fastvue's innovative Activity Reports include timestamps and full URLs intuitively grouped into browsing sessions, with green bars showing exactly when browsing started and stopped.

Intelligent Alerts

Send instant alerts to the right people including searches for extremist or violent content, enormous downloads, unacceptable web activity and network threats. All the detail they need, sent straight to their inbox!

Productivity Reporting

Fastvue Reporter assesses web productivity according to your guidelines to highlight unproductive or unacceptable browsing. See exactly what is being allowed (or blocked) that shouldn't be, and adjust your Content Filter policies accordingly.

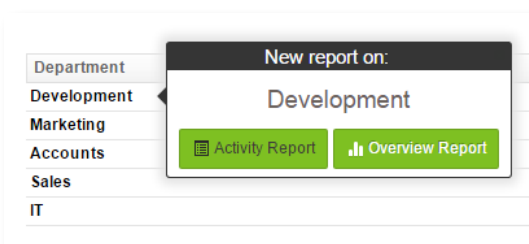


Site Clean

Fastvue Reporter's Site Clean engine automatically removes most Junk URLs and background noise such as fbcdn.net, akamaihd.net and google-analytics.com from your web reports.

Active Directory Integration

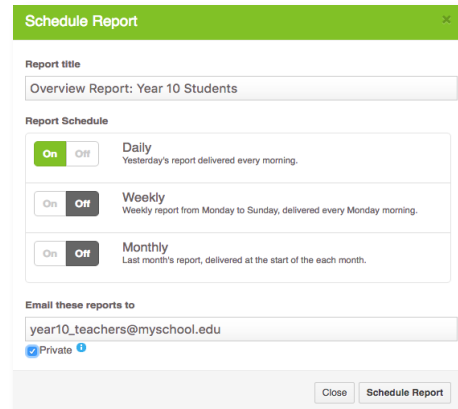
Seamless (zero config) AD integration, enables simple reporting across AD Departments, Offices, Companies and Security Groups.



Start Time	End Time	Browsing Time	Origin Domain
20:02:35	20:59:43	00:12:37	google.com
20:21:48	20:52:35	00:01:04	producthunt.com
20:22:05	20:47:07	00:08:37	facebook.com
20:25:41	20:47:07	00:06:02	workable.com
20:25:46	20:31:12	00:05:26	github.com
20:32:11	20:40:40	00:03:28	invisionapp.com
20:35:37	20:45:40	00:00:00	wistia.net
20:40:17	20:42:39	00:02:22	applicantpro.com
20:42:56	20:46:42	00:03:46	youtube.com
20:52:23	20:58:05	00:00:31	retentiontab.com
20:52:41	20:54:02	00:01:21	weworkremotely.com

Simple Report Scheduling

Automatically send private reports to the right person each day, week or month.



Live Dashboards

Fastvue Reporter is always ready to show you what is happening on your network right now. Real-time dashboards focus on the trifecta of network concerns: Bandwidth, Productivity and Security.

Advanced Filtering

Fastvue Reporter's advanced filtering engine narrows down your reports and alerts by anything you can dream up. Subnets, Departments, Keywords, Unproductive traffic, and more!

