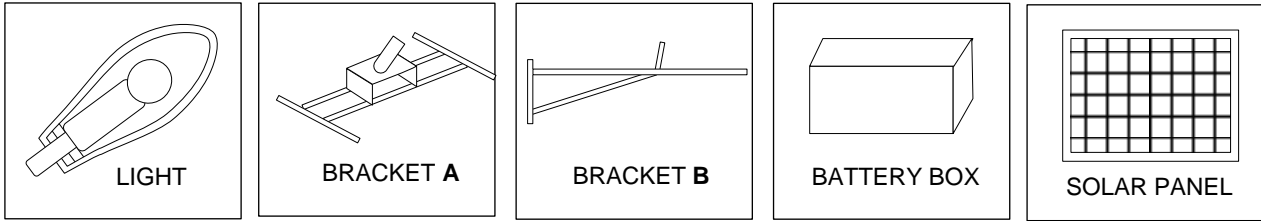


COMPONENTS



FIXINGS



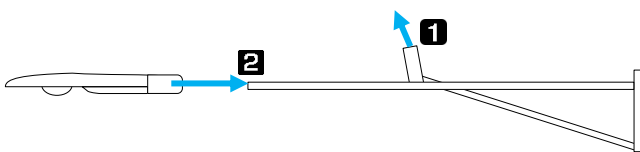
8 x M6 Bolts, Nuts & Washers

4 x 30mm – For Solar Panel
4 x 40mm – For Battery Box

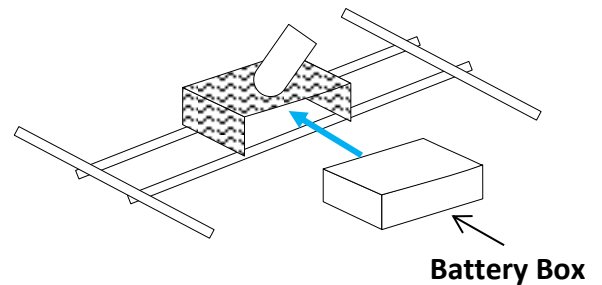


4 x Nylon
Spacers

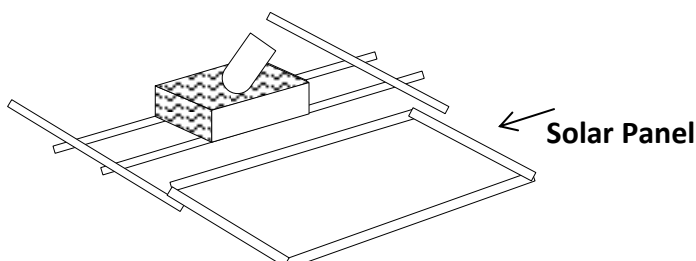
- 1** Attach Street Light to Spigot **2** & feed cable through Spigot **2** and out Spigot **1** on Bracket B



- 2** Insert Battery Box into housing in bracket A and secure using 4 x Nylon spacers and 4 x 40mm M6 Bolts with Washers and Nuts



- 3** Attach Solar Panel to front-side of Bracket A using 4 x 30mm M6 Nuts, Bolts & Washers



- 4** Attach completed Bracket A to Spigot **1** on Bracket B

