


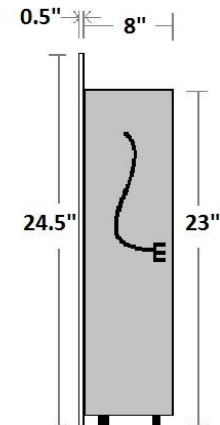
# EF44D-FGF



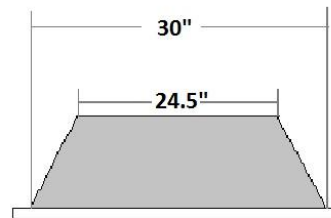
Front View



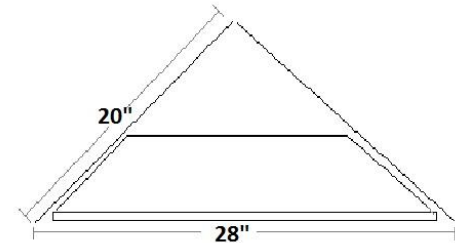
Side View



Top View



Corner Installation



**Specifications:**

Electrical:

| Volts   | Amps | Watts | Wiring           | Approval |
|---------|------|-------|------------------|----------|
| 110/120 | 15   | 1,500 | 3-prong Plug Kit |          |

Heat Output:

| BTUs  | Heating Area | Operation      |
|-------|--------------|----------------|
| 5,200 | 400Sq.ft     | Remote Control |

Operating Cost (Approximately):

| Flame Operation | 2,500BTUs   | 5,200BTUs    |
|-----------------|-------------|--------------|
| 0.25cents/ hour | 7cents/hour | 14cents/hour |

Other Information:

| Front Face | Fuel Bed  | Warranty               |
|------------|-----------|------------------------|
| Glass      | Wood Logs | Manufacturer's 2 years |

**Features:**

- Remote control for adjustable flame and heating operation
- LED flame operations with or without heat
- No ventilation required
- Zero clearance allows for flush mounting to drywall, tile wood or other finishes
- Installed into interior wall, exterior wall, or corner
- Energy saving product
- Also designed for replacing wood burning fireplace