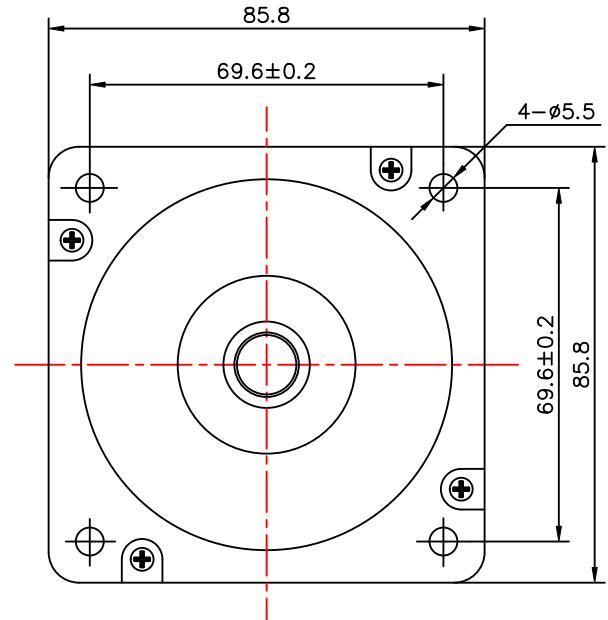
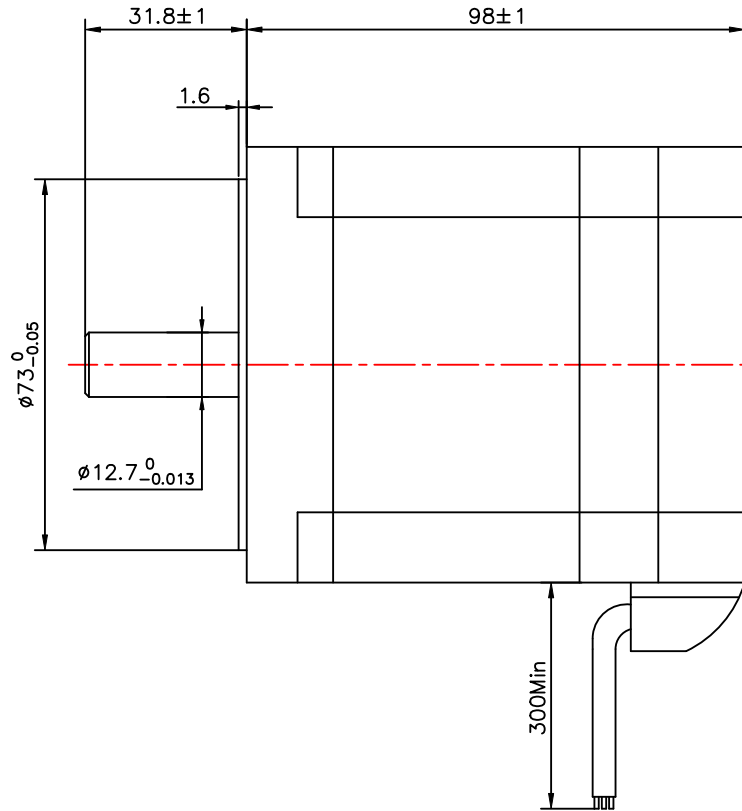
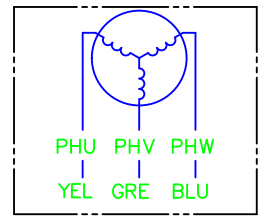
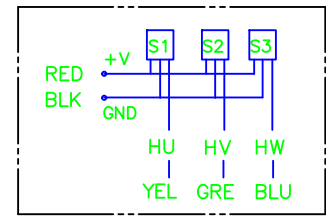


Dimension:  
Unit=mm



Connection diagram:



Hall sensor cable  
Note: hall sensor power supply  
voltage +5 to +20VDC

Wiring cable

ROTATION: CW SEE FROM LEAD END

MANUFACTUER MODEL	JK86BLS84
NUMBER OF POLES	8 POLES
PHASE TO PHASE RESISTANCE	0.25 OHMS
NOMINAL VOLTAGE	48 VDC
NO LOAD SPEED	3700±10% RPM
NO LOAD CURRENT	2 Amps Max.
RATED TORQUE	1.05 N-m
RATED SPEED	3000±10% RPM
OUTPUT POWER	330 W
BACK EMF CONSTANT	12.9 V/KRPM
TORQUE CONSTANT	0.12 N-m/A
INSULATION CLASS	B

+5V	RED	红	UL1007 26 AWG
HALL U	YEL	黄	
HALL V	GRE	绿	
HALL W	BLU	蓝	
GND	GND	黑	UL1015 18 AWG
PHASE U	YEL	黄	
PHASE V	GRE	绿	
PHASE W	BLU	蓝	

REV.	QTY.	No.	SIG.	DATE
DESIGN	CCY	18.09.21	STD.	
CHECK				
PROC.			APPR.	

Title:			常州精控电机电器有限公司
Specification			
CLS.MAK	WEIGHT	SCALE	JK86BLS84
PAGE: 1/1			www.jkongmotor.com