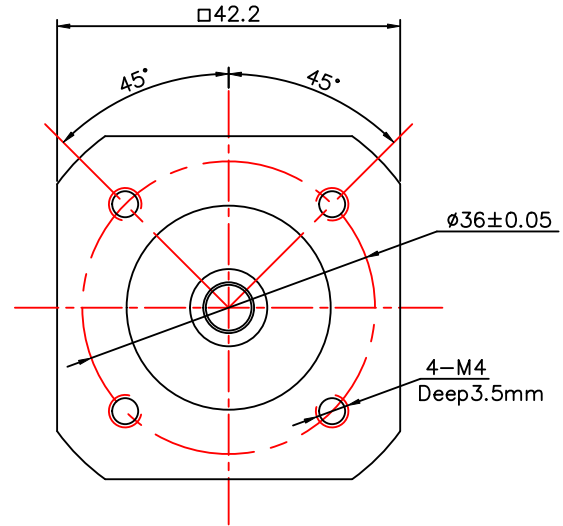
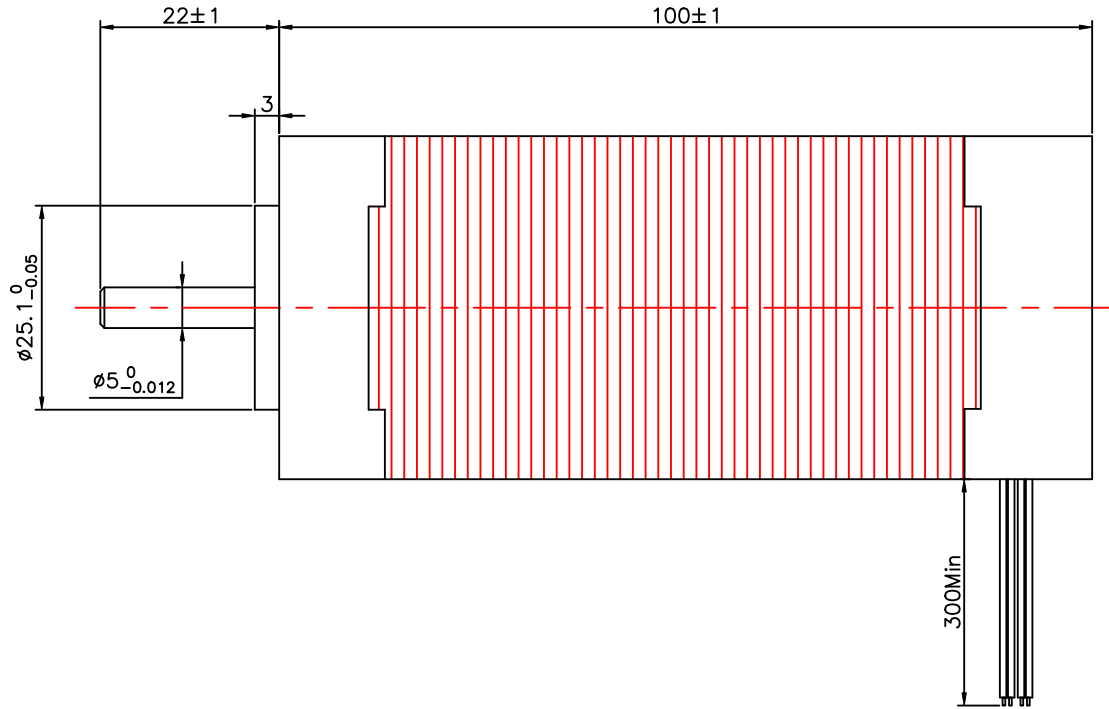
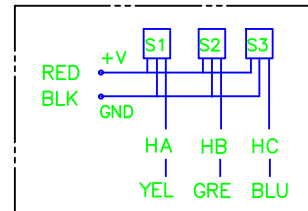


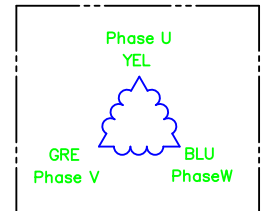
Dimension:
Unit=mm



Connection diagram:



Hall sensor cable
Note: hall sensor power supply
voltage +5 to +20VDC



Wiring cable

ROTATION: CW SEE FROM LEAD END

MANUFACTUER MODEL	JK42BLS04
NUMBER OF POLES	8
PHASE TO PHASERESISTANCE	0.36 OHMS
NOMINAL VOLTAGE	24 VDC
NO LOAD SPEED	5800±10% RPM
NO LOAD CURRENT	0.75 Amps Max.
RATED TORQUE	0.25 N-m
RATED SPEED	4000±10% RPM
OUTPUT POWER	105 W
BACK EMF CONSTANT	4.1 V/kRPM
TORQUE CONSTANT	0.04 N-m/A
INSULATION CLASS	B

ELECTRICAL CONNECTION TABLE			
+5V	RED	红	UL1007 26 AWG
HALL U	YEL	黄	
HALL V	GRE	绿	
HALL W	BLU	蓝	
GND	GND	黑	UL1007 20 AWG
PHASE U	YEL	黄	
PHASE V	GRE	绿	
PHASE W	BLU	蓝	

REV.	QTY.	No.	SIG.	DATE
DESIGN			STD.	
CHECK				
PROC.			APPR.	

Title:			常州精控电机电器有限公司
Specification			
CLS.MAK	WEIGHT	SCALE	JK42BLS04
PAGE: 1/1			www.jkongmotor.com