

Service News

DMI

YAMAHA CORPORATION P.O. BOX 1, HAMAMATSU, JAPAN

BULLETIN NO. 0095

GHD/GH3 Keyboard unit

Issue date: 2019/12/24

RELATED
BULLETIN NO
REV

Change of supply specification of single GH keys

Due to change of service parts center from YMMJ to YMMA, supply specification of single key has been changed.

Changes :

	YMMJ	→	YMMA
Actuate rubber	Attached	→	None
Grease on Actuate rubber	Attached	→	None

Applicable keys :

	YMMJ	→	YMMA
White key C	VU101002	→	VU101020
White key D	VU101102	→	VU101120
White key E	VU101202	→	VU101220
White key F	VU101302	→	VU101320
White key G	VU101402	→	VU101420
White key A	VU101502	→	VU101520
White key B	VU101602	→	VU101620
			VU101611
White key A'	VU10170R	→	VU101711
White key C'	VU10180R	→	VU101811
Black key	VU102102	→	ZH1974G0

* White keys B (VU101620, VU101611) are compatible.

Caution points when replacing :

- Remove actuate rubber from old key and reuse it to new key.

- * Insert actuate rubber properly. Otherwise, the key rubber drops off and the following problems will occur.

- Key height gets lower than original position


- Mechanical noise

Actuate rubber : VAY41300




- * If the amount of grease on actuate rubber is less than that shown in the following picture, add grease.

Grease (G-1066Y) : AAX90710

White key



Black key



Application : After YMMJ stock ends. (Nov. 2019)