

SMITH



& GOAT





WHO WE ARE

We are an independent, family-run business that makes beautiful things from concrete. With Reggie's experience in Landscape Gardening and Amy's career in Fashion Buying, we came together to create Smith & Goat - a specialist creator, retailer and wholesaler of concrete homewares. From plant pots and trays, to sinks, tables and counter tops, we work on a number of projects for both home and commercial use.

We now have a small team working alongside us, living the concrete dream, from our East London workshop. We have worked closely over the last few years to proudly bring you our exclusive range of concrete sinks. Designed and hand crafted in our studio, each shape is hand carved in wood before being cast. Every sink is made to order from ultra high grade concrete and natural pigments, bringing an exclusive look and feel to your space. We are always open to discussing bespoke designs as well as large scale projects.




SMITH & GOAT

WHY CONCRETE

Smith and Goat was born out of a love for this natural material and its endless versatility; both in what you can make and the colours and effects you can create. We employ ambitious techniques in blending and casting of concrete to produce stunning pieces that become the talking point of any room.

We create hand-cast concrete sinks using a variety of natural materials employing our skilled process to mix aggregate, cement and pigments together. Each pour behaves slightly differently making every item we cast unique, a characteristic we love, with each sink continuing to gain character over its lifetime.



**THE
SINK COLLECTION**



COLOURS

All of our sinks are available in our 24 cheekily named colours. Colours can also be mixed for a marble or terrazzo effect. Please see our website to order samples or contact us for trade sets.



THE CLOAKROOM BASIN



Small and mighty, our chunky concrete cloakroom basin is designed to suit even the smallest washrooms. The coloured concrete sink features a built in ledge which can be used for displaying products or a tap hole. This sink can be sat countertop or invisibly wall hung using one of our metal brackets.

Weight 12.5kg

External dimensions 370mm x 250mm

Height 135mm

Wall thickness 20mm

Internal dimensions 210mm x 210mm

Sinks are made to a tolerance of +/-5mm

Waste and taps not included

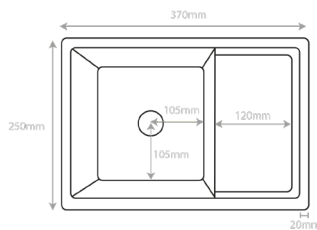
Plug is centred

Does not contain an overflow

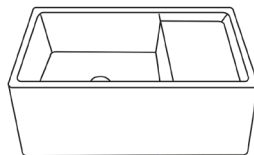
Requires a universal unslotted plug waste

Sink can be installed to the left or right

Tap hole(s) can be added to the left or right ledge



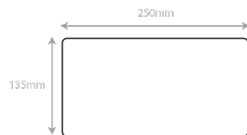
TOP ELEVATION



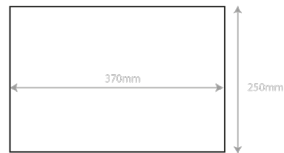
ISOMETRIC VIEW



FRONT ELEVATION



SIDE ELEVATION



EXTERNAL BASE

SMITH & GOAT

THE CLOAKROOM BASIN



THE FLUTED RECTANGLE



THE FLUTED RECTANGLE



Small and chunky, this small rectangular concrete sink features smooth scalloped edges and is designed to suit even the smallest cloakrooms. Featuring a built in ledge which can be used for displaying products or a tap hole, this sink can be sat countertop or invisibly wall hung using one of our metal brackets.

Weight 12.5kg

External dimensions 385mm x 285mm

Height 135mm

Wall thickness 20mm

Internal dimensions 220mm x 240mm

Sinks are made to a tolerance of +/-5mm

Waste and taps not included

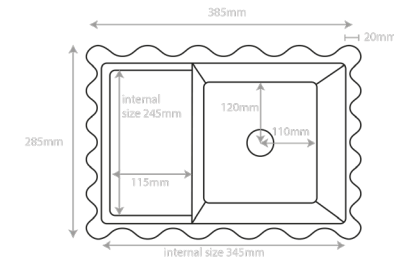
Plug is centred

Does not contain an overflow

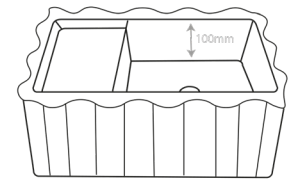
Requires a universal unslotted plug waste

Sink can be installed to the left or right

Tap hole(s) can be added to the left or right



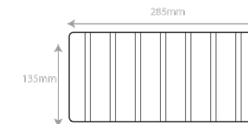
TOP ELEVATION



ISOMETRIC VIEW



FRONT ELEVATION



SIDE ELEVATION



EXTERNAL BASE

SMITH & GOAT

THE MINI RECTANGLE



The best things come in small packages! Beautifully formed with strong, clean lines. This sink can be sat on countertop or invisibly wall hung using one of our metal brackets.

Weight 12kg

External dimensions 400mm x 300mm

Height 130mm

Wall thickness 10mm

Internal dimensions 364mm x 264mm

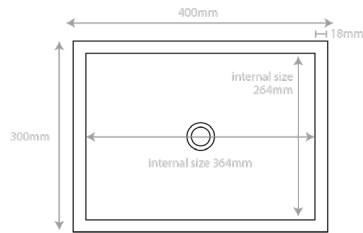
Sinks are made to a tolerance of +/-5mm

Waste and taps not included

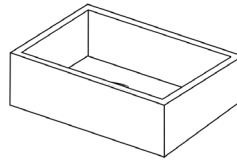
Plug is centred

Does not contain an overflow

Requires a universal unslotted plug waste



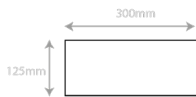
TOP ELEVATION



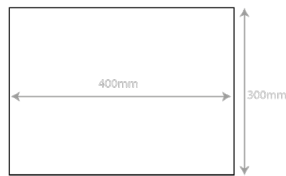
ISOMETRIC VIEW



FRONT ELEVATION



SIDE ELEVATION



EXTERNAL BASE

SMITH & GOAT

THE MINI RECTANGLE



THE ROUND

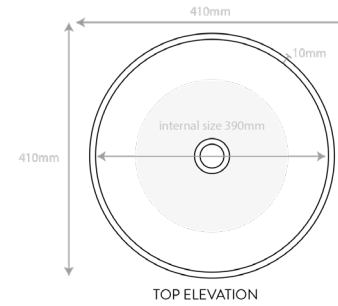


THE ROUND

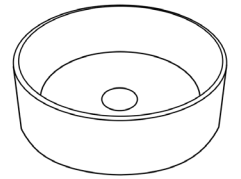


One of our original and timeless shapes, this circular sink can hold its own in any of our signature Smith and Goat colours. This round concrete basin is designed to sit counter top but may be wall hung using one of our metal brackets. The bracket will be visible from the front and side view.

- Weight 12kg
- External dimensions 410mm x 410mm
- Height 150mm
- Wall thickness 10mm
- Internal dimensions 390mm x 390mm
- Sinks are made to a tolerance of +/-5mm
- Waste and taps not included
- Plug is centred
- Does not contain an overflow
- Requires a universal unslotted plug waste



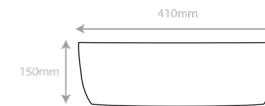
TOP ELEVATION



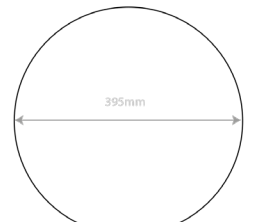
ISOMETRIC VIEW



CROSS SECTION




FRONT & SIDE ELEVATION



EXTERNAL BASE

THE SEMI SCALLOP



The D shaped design allows the sink to sit flush against the wall whilst also giving you the curved, fluted front.

The coloured concrete sink features a built in ledge which can be used for displaying products or a tap hole.

This sink can be sat countertop or invisibly wall hung using one of our metal brackets.

Weight 13.5kg

External dimensions 490mm x 345mm

Height 80mm

Wall thickness 20mm

Internal dimensions 430mm x 215mm

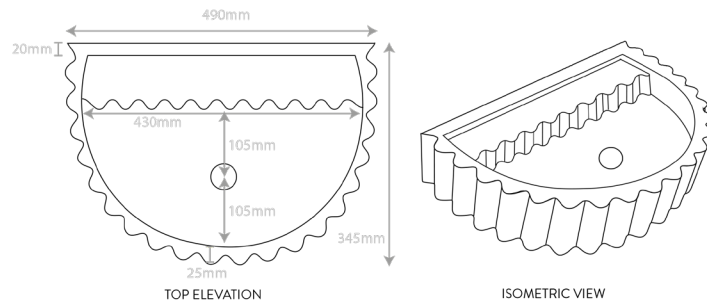
Sinks are made to a tolerance of +/-5mm

Waste and taps not included

Plug is centred

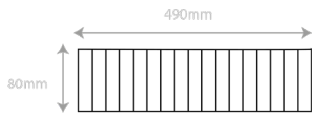
Does not contain an overflow

Requires a universal unslotted plug waste

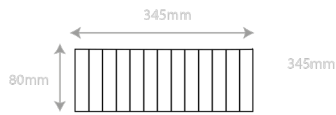


TOP ELEVATION

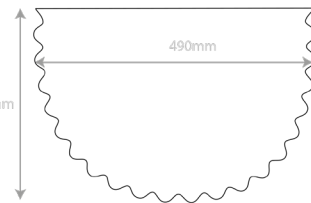
ISOMETRIC VIEW



FRONT ELEVATION



SIDE ELEVATION



EXTERNAL BASE


SMITH & GOAT

THE SEMI SCALLOP



THE SCALLOP



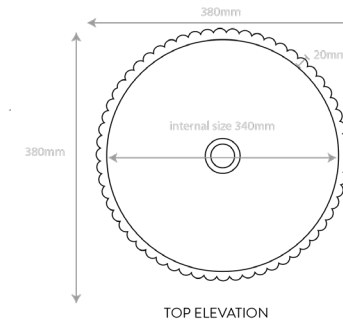
THE SCALLOP



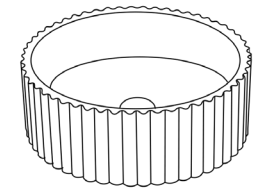
Ribbed for your pleasure! The ribbed edges of this circular sink create a scallop effect around the basin. This round concrete sink with a scallop edge is designed to sit counter top but may be wall hung using one of our metal brackets.

The bracket will be slightly visible from the front and side view.

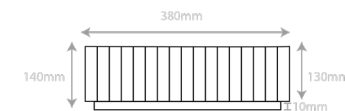
- Weight 11.5kg
- External dimensions 380mm x 380mm
- Height 140mm
- Wall thickness 20mm
- Internal dimensions 340mm x 340mm
- Width of each baton 15mm
- Sinks are made to a tolerance of +/- 5mm
- Waste and taps not included
- Plug is centred
- Does not contain an overflow
- Requires a universal unslotted plug waste



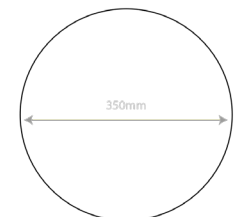
TOP ELEVATION



ISOMETRIC VIEW



FRONT & SIDE ELEVATION



EXTERNAL BASE

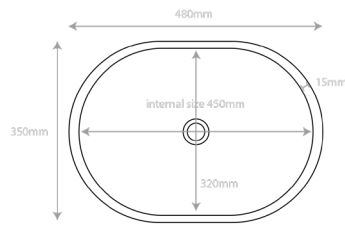

SMITH & GOAT

THE OVAL

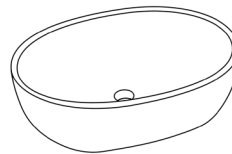


For when you're feeling smooth, this curvaceous beauty is a fresh and modern design. The oval sink is designed to sit counter top but may be wall hung using one of our metal brackets. The bracket will be slightly visible from the front and side view.

- Weight 16kg
- External dimensions 480mm x 350mm
- Height 130mm
- Wall thickness 15mm
- Internal dimensions 450mm x 320mm
- Sinks are made to a tolerance of +/-5mm
- Waste and taps not included
- Plug is centred
- Does not contain an overflow
- Requires a universal unslotted plug waste



TOP ELEVATION



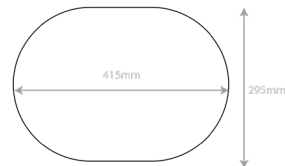
ISOMETRIC VIEW



FRONT ELEVATION



SIDE ELEVATION



EXTERNAL BASE

THE OVAL



THE SOFT SQUARE



THE SOFT SQUARE



Exactly what it says on the tin – square. However, it does have a soft side and features curved edges and smooth corners. This sink can be sat countertop or invisibly wall hung using one of our metal brackets.

Weight 16kg

External dimensions 390mm x 390mm

Height 130mm

Wall thickness 10mm

Internal dimensions 370mm x 370mm

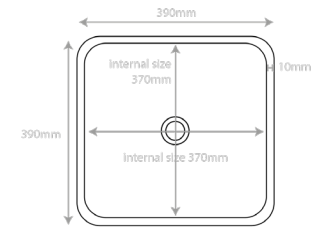
Sinks are made to a tolerance of +/-5mm

Waste and taps not included

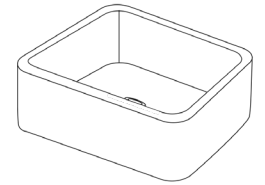
Plug is centred

Does not contain an overflow

Requires a universal unslotted plug waste



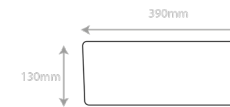
TOP ELEVATION



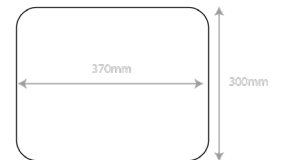
ISOMETRIC VIEW



CROSS SECTION



FRONT & SIDE ELEVATION



EXTERNAL BASE


SMITH & GOAT

THE SOFT RECTANGLE



Softly does it! A smooth take on the classic oblong shape. This sink can be sat countertop or invisibly wall hung using one of our metal brackets.

Weight 15kg

External dimensions 480mm x 380mm

Height 130mm

Wall thickness 10mm

Internal dimensions 460mm x 360mm

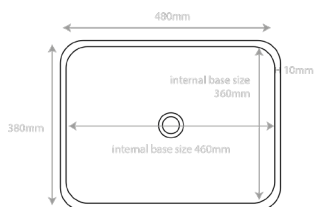
Sinks are made to a tolerance of +/-5mm

Waste and taps not included

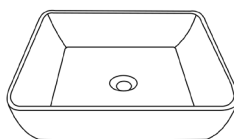
Plug is centred

Does not contain an overflow

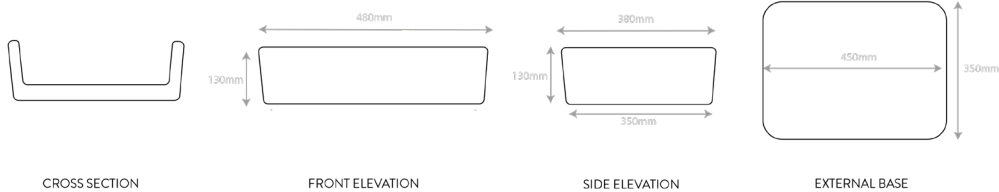
Requires a universal unslotted plug waste



TOP ELEVATION



ISOMETRIC VIEW



CROSS SECTION

FRONT ELEVATION

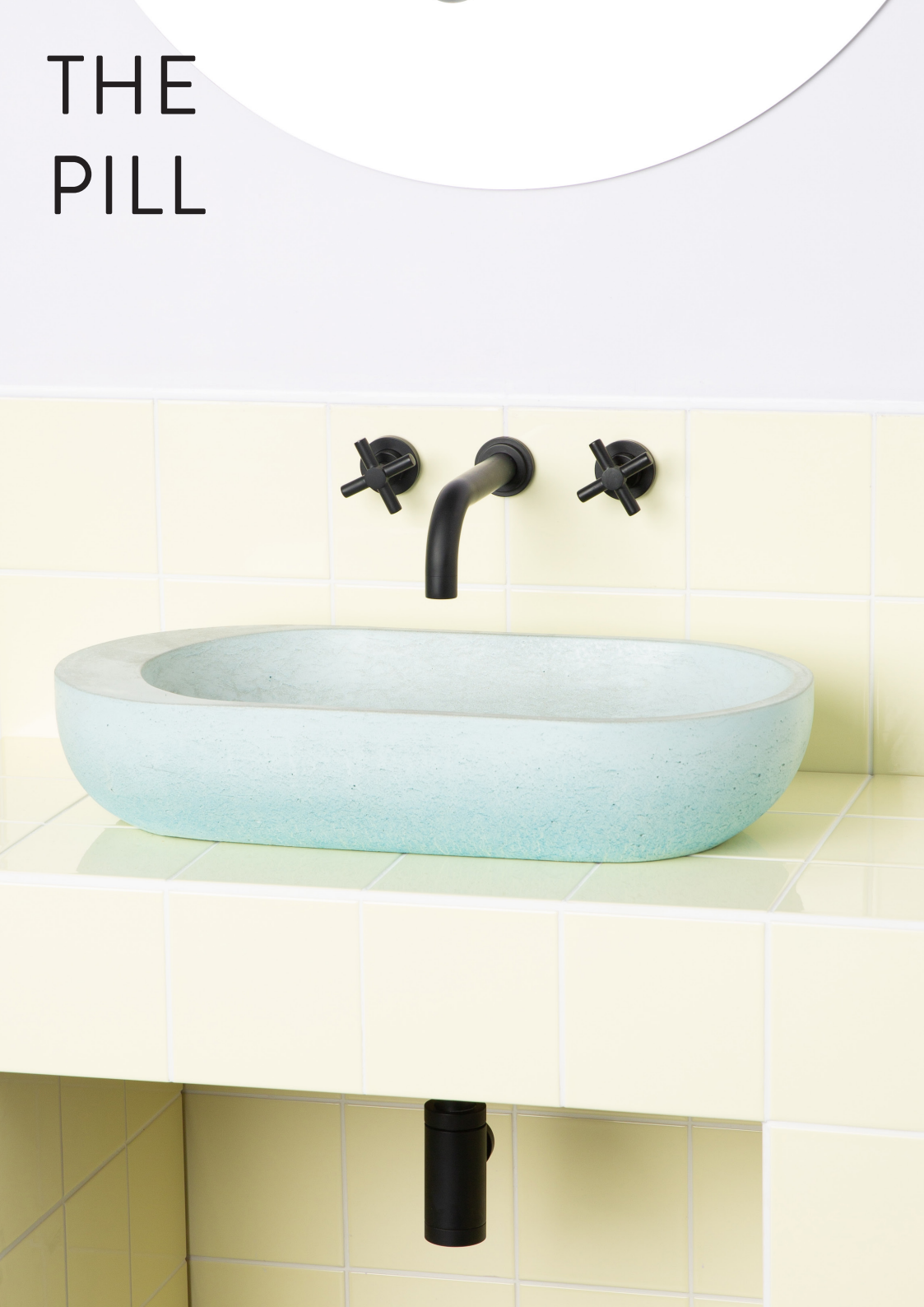
SIDE ELEVATION

EXTERNAL BASE

THE SOFT RECTANGLE



THE PILL



THE PILL



We wouldn't recommend trying to swallow this one! This sculpted sink has an added vanity shelf, because you know we like being extra. This sink is designed to sit counter top but may be wall hung using one of our metal brackets. The bracket will be slightly visible from the front and side view.

Weight 20kg

External dimensions 600mm x 320mm

Height 130mm

Wall thickness 20mm

Internal dimensions 500mm x 280mm

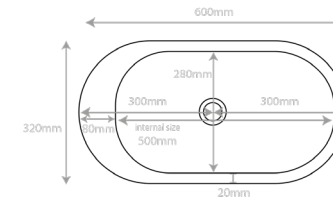
Sinks are made to a tolerance of +/-5mm

Waste and taps not included

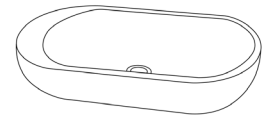
Plug is centred

Does not contain an overflow

Requires a universal unslotted plug waste



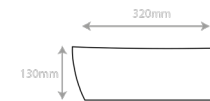
TOP ELEVATION



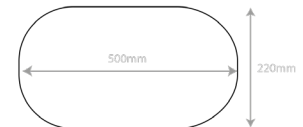
ISOMETRIC VIEW



FRONT ELEVATION



SIDE ELEVATION



EXTERNAL BASE

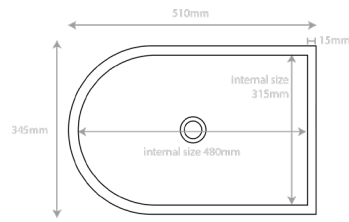
**SMITH & GOAT**

THE ARCH



For when you're feeling smooth, this curvaceous beauty is a fresh and modern design. This sink can be sat countertop or invisibly wall hung using one of our metal brackets.

- Weight 14kg
- External dimensions 510mm x 345mm
- Height 130mm
- Wall thickness 15mm
- Internal dimensions 480mm x 315mm
- Sinks are made to a tolerance of +/-5mm
- Waste and taps not included
- Plug is centred
- Does not contain an overflow
- Requires a universal unslotted plug waste



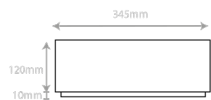
TOP ELEVATION



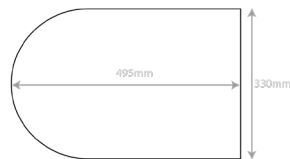
ISOMETRIC VIEW



FRONT ELEVATION



SIDE ELEVATION



EXTERNAL BASE

THE ARCH



THE RIPPLE

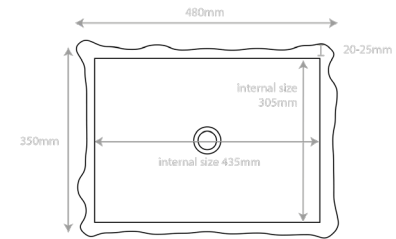


THE RIPPLE

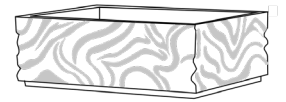


The wild card! We went for it and this is the result, the ripple effect rectangular sink. This sink can be sat countertop or invisibly wall hung using one of our metal brackets.

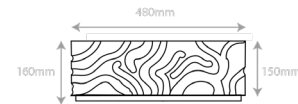
- Weight 20kg
- External dimensions 480mm x 350mm
- Height 160mm
- Wall thickness 25mm
- Internal dimensions 435mm x 305mm
- Sinks are made to a tolerance of +/-5mm
- Waste and taps not included
- Plug is centred
- Does not contain an overflow
- Requires a universal unslotted plug waste



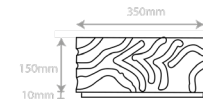
TOP ELEVATION



ISOMETRIC VIEW



FRONT ELEVATION



SIDE ELEVATION



EXTERNAL BASE

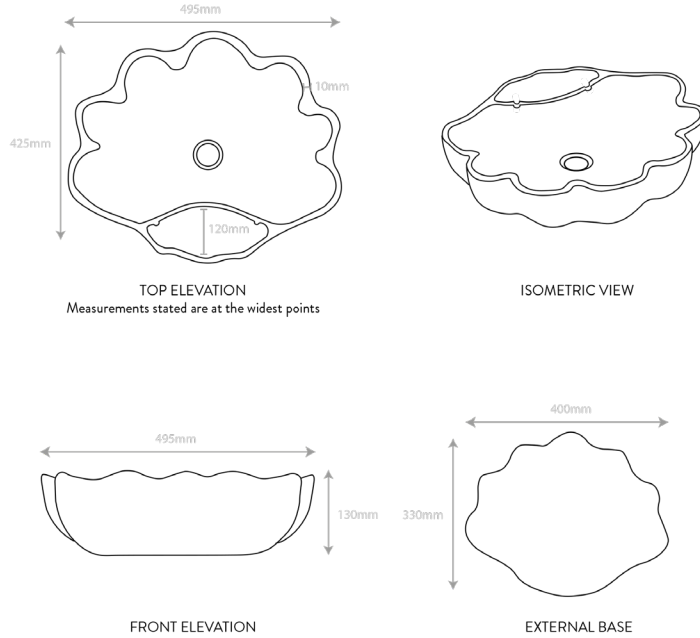

SMITH & GOAT

THE SHELL



Part of the 'Drop in the Ocean' collection, our beautiful clam shape sink was inspired by our love of the original kitsch shell basins of the 70s. This sink is designed to sit counter top but may be wall hung using one of our metal brackets. The bracket will be slightly visible.

- Weight 20kg
- External dimensions 495mm x 425mm
- Height 130mm
- Wall thickness 10mm
- Flat back ledge of sink 120mm
- Sinks are made to a tolerance of +/-5mm
- Waste and taps not included
- Plug is centred
- Does not contain an overflow
- Requires a universal unslotted plug waste




SMITH & GOAT

THE SHELL



THE VANITY LEDGE



THE VANITY LEDGE



Combining the functionality of a sink and shelf, the sleek Vanity Ledge is a real showstopper. The Vanity Ledge features central built in sink with generous vanity space either side which can be used for displaying products or a tap hole. This sink can be sat countertop or invisibly wall hung using one of our metal brackets.

Weight 30.5kg

External dimensions 800mm x 300mm

Height 100mm/150mm with backslash

Wall thickness 20mm

Internal dimensions 450mm x 200mm

Sinks are made to a tolerance of +/-5mm

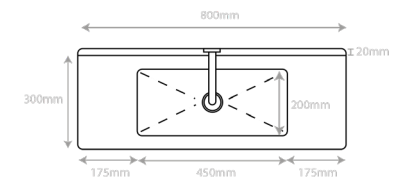
Waste and taps not included

Plug is centred

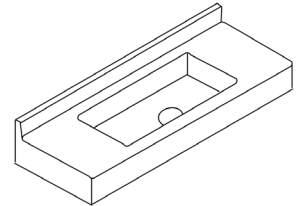
Does not contain an overflow

Requires a universal unslotted plug waste

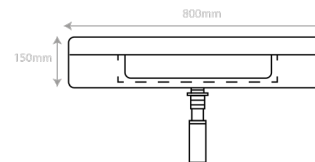
Tap hole(s) can be added to the left or right ledge



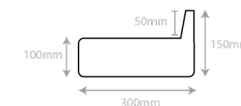
TOP ELEVATION



ISOMETRIC VIEW



FRONT ELEVATION



SIDE ELEVATION



EXTERNAL BASE

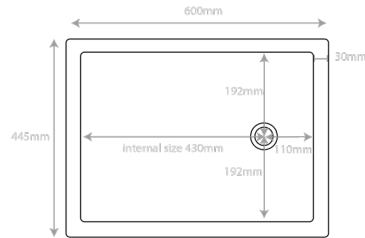

SMITH & GOAT

THE BUTLER

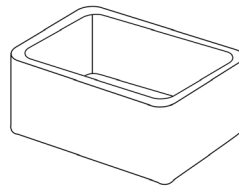


Go large! The grand Butler sink packs a punch, with deep sides and smooth corners. This grand sink is designed to sit countertop or undermounted. This sink can be used in the kitchen as well as the bathroom.

- Weight 38kg
- External dimensions 600mm x 445mm
- Height 220mm
- Wall thickness 30mm
- Internal dimensions 540mm x 385mm
- Sinks are made to a tolerance of +/-5mm
- Waste and taps not included
- Plug is offset
- Does not contain an overflow
- Requires a 110mm basket waste for ceramic sinks



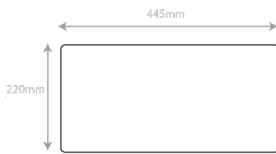
TOP ELEVATION



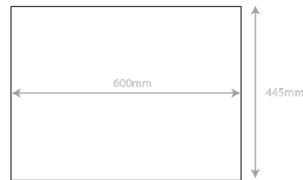
ISOMETRIC VIEW



FRONT ELEVATION



SIDE ELEVATION



EXTERNAL BASE

THE BUTLER



SHELVES & STANDS

We also fabricate shelves, stands and surfaces to compliment or integrate our sinks into your space. As well as standard models shown, we also offer a bespoke service for products - please get in touch.



Concrete Basin Shelf

Designed for all our sinks to sit atop and features a slotted towel rail as standard.

Includes an invisible black matte powder coated steel bracket to affix the shelf to the wall.

Available in our full range of concrete colours.

Dimensions: 80cm wide x 50cm deep x 14cm high

Weight: 15kg

Waste hole is centred as standard

Waste not included

Freestanding Metal Basin Stand with Concrete Top

With a neat metal base, concrete top and metal shelf, our freestanding metal vanity stand is perfect topped with any of the sinks in our range.

The stand is made from black powder coated steel as standard.

Other metal colours can be chosen for a supplement.

Available in our full range of concrete colours.

Metal frame: 65cm wide x 45cm deep

Concrete overhang: 70cm x 48cm

Concrete depth: 5cm

Total height: 85cm with adjustable feet

Waste hole is centred as standard

Waste not included





BESPOKE

We also offer a bespoke design service if you have a special idea in mind. We can work with you to bring your dream sink to life. We'll work closely with you through the design and installation process to suit specific requirements of your residential or commercial space. Please get in touch to discuss further.

hello@smithandgoat.co.uk

CHARACTERISTICS

Variations in colour and surface texture are to be celebrated, these characteristics are what we believe makes concrete such a beautiful material to work with and display in your space. Natural variations in the patina, colour, surface texture and air pockets should be expected and have no bearing on the structural integrity of your concrete item and are not seen as imperfections or defects. For the full guide on concrete characteristics, please visit our website.

CARE + MAINTENANCE

Smith & Goat sinks are made using Glass Fibre Reinforced Concrete (GFRC) for strength and durability and are fully sealed with a deep penetrative sealer. They are easy to maintain and will last for many years with the right level of knowledge and care. To clean, use a non-abrasive cleaner such as a damp cloth or sponge. Do not use any kind of scouring pads as they can damage the product and sealer. Use natural non-abrasive cleaning products with low PH levels and rinse and dry completely after cleaning. Avoid harsh products like nail varnish, toothpaste and bleach. Please visit our website for the full guide on concrete care with all the dos and don'ts.

WARRANTY

Smith & Goat sinks come with a two year structural warranty. During the relevant period, the customer may make a claim to Smith & Goat on the basis that the item(s) are defective because of any or all of defects in materials, defects in structure or defects in workmanship, at which point, Smith & Goat will determine the best course of action. Smith & Goat's obligation to repair/replace under warranty does not extend to damage caused under normal use or which occurs due to failure on part of the customer to maintain the item(s) in accordance with Smith & Goat's guidance on care and maintenance. For more information, please contact Smith & Goat who will provide a full copy of the warranty.



smithandgoat.co.uk

hello@smithandgoat.co.uk

[@smithandgoat](https://www.instagram.com/smithandgoat)