







WHO WE ARE

We are an independent, family-run business that makes beautiful things from concrete. With Reggie's experience in Landscape Gardening and Amy's career in Fashion Buying, we came together to create Smith & Goat - a specialist creator, retailer and wholesaler of concrete homewares. From plant pots and trays, to sinks, tables and counter tops, we work on a number of projects for both home and commercial use.

We now have a small team working alongside us, living the concrete dream, from our East London workshop. We have worked closely over the last few years to proudly bring you our exclusive range of concrete sinks. Designed and hand crafted in our studio, each shape is hand carved in wood before being cast. Every sink is made to order from ultra high grade concrete and natural pigments, bringing an exclusive look and feel to your space. We are always open to discussing bespoke designs as well as large scale projects.




SMITH & GOAT

WHY CONCRETE

Smith and Goat was born out of a love for this natural material and its endless versatility; both in what you can make and the colours and effects you can create. We employ ambitious techniques in blending and casting of concrete to produce stunning pieces that become the talking point of any room.

We create hand-cast concrete sinks using a variety of natural materials employing our skilled process to mix aggregate, cement and pigments together. Each pour behaves slightly differently making every item we cast unique, a characteristic we love, with each sink continuing to gain character over its lifetime.



THE SINK COLLECTION



COLOURS

All of our sinks are available in our 24 cheekily named colours. Colours can also be mixed for a marble or terrazzo effect. Please see our website to order samples or contact us for trade sets.

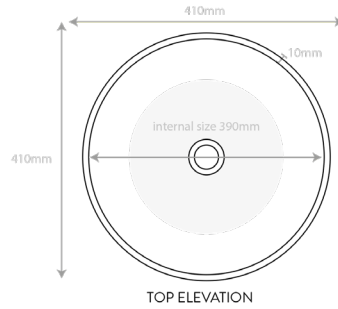


THE ROUND

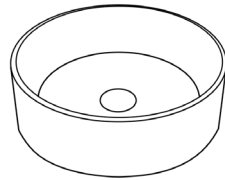


One of our original and timeless shapes, this circular sink can hold its own in any of our signature Smith and Goat colours. This round concrete basin is designed to sit counter top but may be wall hung using one of our metal brackets. The bracket will be slightly visible from the front and side view.

Weight 12kg
 External dimensions 410mm x 410mm
 Height 150mm
 Wall thickness 10mm
 Internal dimensions 390mm x 140mm
 Sinks are made to a tolerance of +/- 5mm
 Waste and taps not included
 Plug is centred
 Does not contain an overflow
 Requires a universal unslotted plug waste



TOP ELEVATION



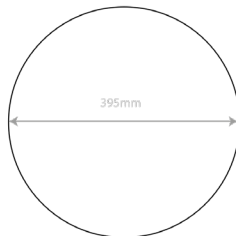
ISOMETRIC VIEW



CROSS SECTION



FRONT & SIDE ELEVATION



EXTERNAL BASE


SMITH & GOAT

THE ROUND

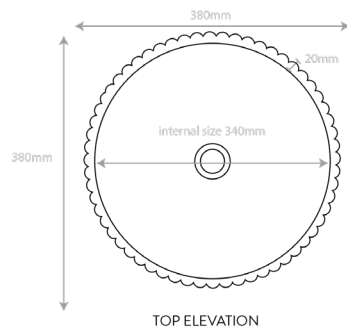


THE SCALLOP

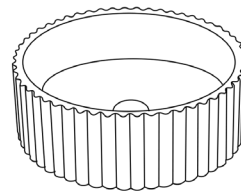


Ribbed for your pleasure! The ribbed edges of this circular sink create a scallop effect around the basin. This round concrete sink with a scallop edge is designed to sit counter top but may be wall hung using one of our metal brackets. The bracket will be slightly visible from the front and side view.

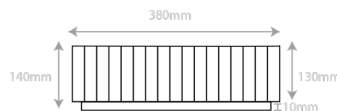
- Weight 11.5kg
- External dimensions 380mm x 380mm
- Height 140mm
- Wall thickness 20mm
- Internal dimensions 340mm x 130mm
- Sinks are made to a tolerance of +/-5mm
- Waste and taps not included
- Plug is centred
- Does not contain an overflow
- Requires a universal unslotted plug waste



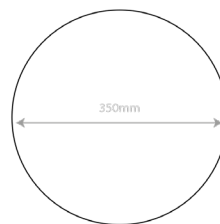
TOP ELEVATION



ISOMETRIC VIEW



FRONT & SIDE ELEVATION



EXTERNAL BASE


SMITH & GOAT

THE SCALLOP



THE OVAL



THE OVAL



For when you're feeling smooth, this curvaceous beauty is a fresh and modern design. The oval sink is designed to sit counter top but may be wall hung using one of our metal brackets. The bracket will be slightly visible from the front and side view.

Weight 16kg

External dimensions 480mm x 350mm

Height 130mm

Wall thickness 15mm

Internal dimensions 450mm x 320mm

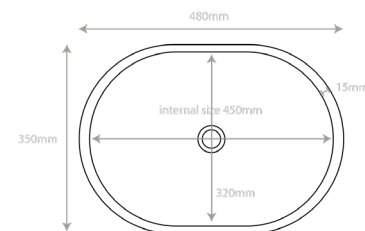
Sinks are made to a tolerance of +/-5mm

Waste and taps not included

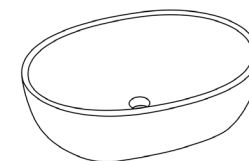
Plug is centred

Does not contain an overflow

Requires a universal unslotted plug waste



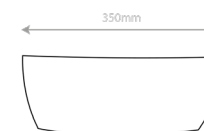
TOP ELEVATION



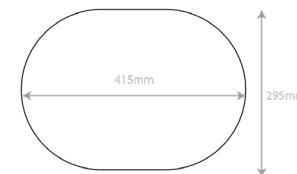
ISOMETRIC VIEW



FRONT ELEVATION



SIDE ELEVATION



EXTERNAL BASE


SMITH & GOAT

THE PILL



We wouldn't recommend trying to swallow this one! This sculpted sink has an added vanity shelf, because you know we like being extra. This sink is designed to sit counter top but may be wall hung using one of our metal brackets. The bracket will be slightly visible from the front and side view.

Weight 20kg

External dimensions 600mm x 320mm

Height 130mm

Wall thickness 20mm

Internal dimensions 500mm x 280mm

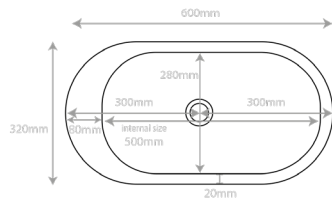
Sinks are made to a tolerance of +/-5mm

Waste and taps not included

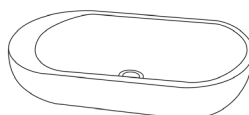
Plug is centred

Does not contain an overflow

Requires a universal unslotted plug waste



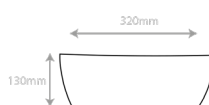
TOP ELEVATION



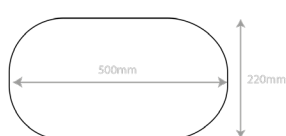
ISOMETRIC VIEW



FRONT ELEVATION



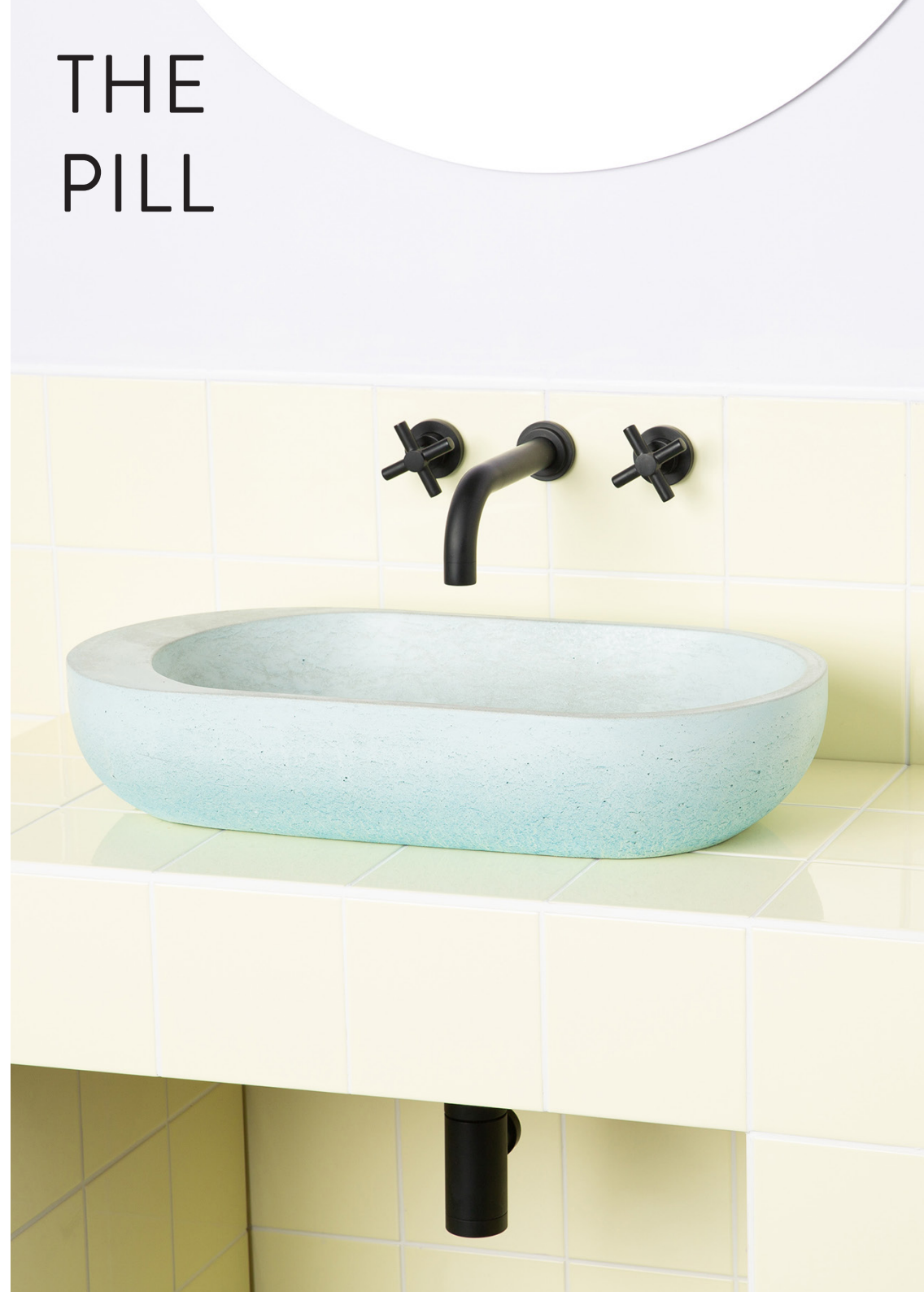
SIDE ELEVATION



EXTERNAL BASE


SMITH & GOAT

THE PILL



THE ARCH

THE ARCH



For when you're feeling smooth, this curvaceous beauty is a fresh and modern design. This sink can be sat countertop or invisibly wall hung using one of our metal brackets.

Weight 14kg

External dimensions 510mm x 345mm

Height 130mm

Wall thickness 15mm

Internal dimensions 480mm x 315mm

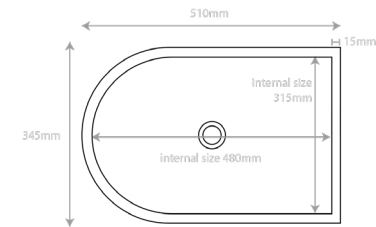
Sinks are made to a tolerance of +/-5mm

Waste and taps not included

Plug is centred

Does not contain an overflow

Requires a universal unslotted plug waste



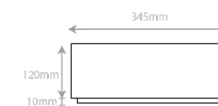
TOP ELEVATION



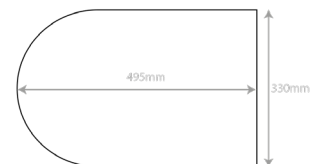
ISOMETRIC VIEW



FRONT ELEVATION



SIDE ELEVATION



EXTERNAL BASE


SMITH & GOAT

THE MINI RECTANGLE



The best things come in small packages! Beautifully formed with strong, clean lines. This sink can be sat countertop or invisibly wall hung using one of our metal brackets.

Weight 12kg

External dimensions 400mm x 300mm

Height 130mm

Wall thickness 10mm

Internal dimensions 380 x 280mm

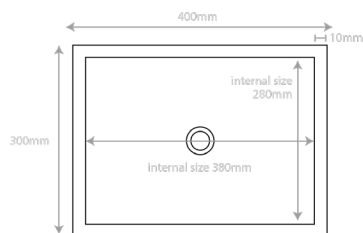
Sinks are made to a tolerance of +/-5mm

Waste and taps not included

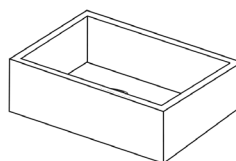
Plug is centred

Does not contain an overflow

Requires a universal unslotted plug waste



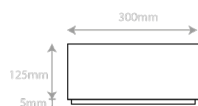
TOP ELEVATION



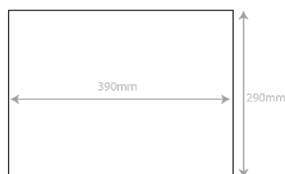
ISOMETRIC VIEW



FRONT ELEVATION



SIDE ELEVATION



EXTERNAL BASE


SMITH & GOAT

THE MINI RECTANGLE



THE SOFT SQUARE



THE SOFT SQUARE



Exactly what it says on the tin – square. However, it does have a soft side and features curved edges and smooth corners. This sink can be sat countertop or invisibly wall hung using one of our metal brackets.

Weight 16kg

External dimensions 390mm x 390mm

Height 130mm

Wall thickness 10mm

Internal dimensions 370mm x 370mm

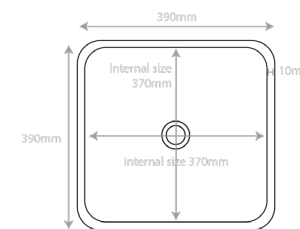
Sinks are made to a tolerance of +/-5mm

Waste and taps not included

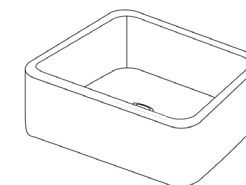
Plug is centred

Does not contain an overflow

Requires a universal unslopped plug waste



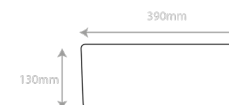
TOP ELEVATION



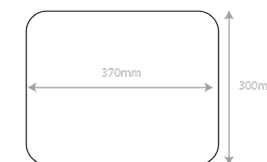
ISOMETRIC VIEW



CROSS SECTION



FRONT & SIDE ELEVATION



EXTERNAL BASE


SMITH & GOAT

THE SOFT RECTANGLE



Softly does it! A smooth take on the classic oblong shape. This sink can be sat countertop or invisibly wall hung using one of our metal brackets.

Weight 15kg

External dimensions 480mm x 380mm

Height 130mm

Wall thickness 10mm

Internal dimensions 460mm x 360mm

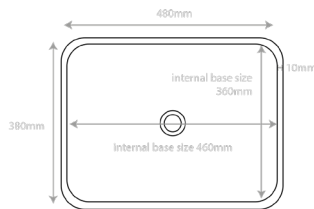
Sinks are made to a tolerance of +/-5mm

Waste and taps not included

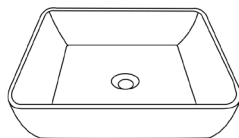
Plug is centred

Does not contain an overflow

Requires a universal unslotted plug waste



TOP ELEVATION



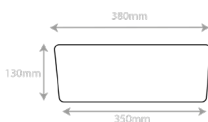
ISOMETRIC VIEW



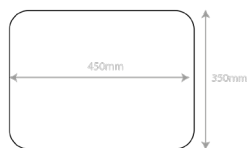
CROSS SECTION



FRONT ELEVATION



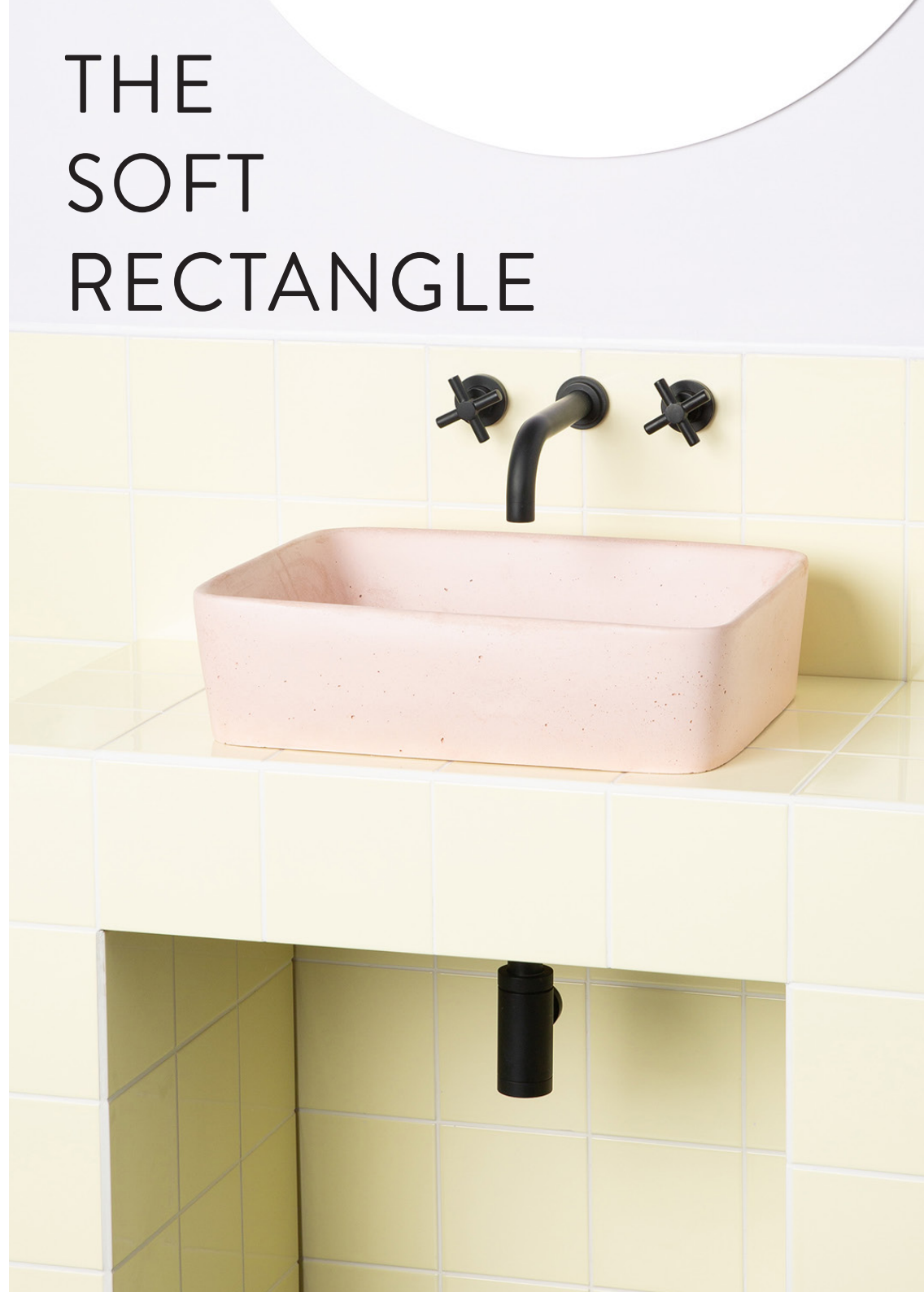
SIDE ELEVATION



EXTERNAL BASE

SMITH & GOAT

THE SOFT RECTANGLE



THE RIPPLE



THE RIPPLE



The wild card! We went for it and this is the result, the ripple effect rectangular sink. This sink can be sat countertop or invisibly wall hung using one of our metal brackets.

Weight 20kg

External dimensions 480mm x 350mm

Height 160mm

Wall thickness 25mm

Internal dimensions 435mm x 305mm

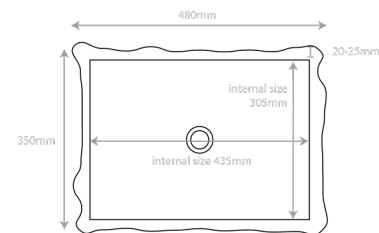
Sinks are made to a tolerance of +/-5mm

Waste and taps not included

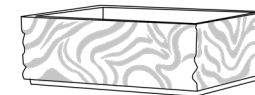
Plug is centred

Does not contain an overflow

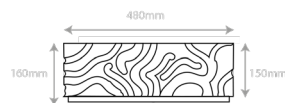
Requires a universal unslotted plug waste



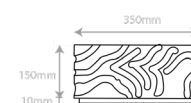
TOP ELEVATION



ISOMETRIC VIEW



FRONT ELEVATION



SIDE ELEVATION



EXTERNAL BASE


SMITH & GOAT

THE BUTLER



Go large! The grand Butler sink packs a punch, with deep sides and smooth corners. This grand sink is designed to sit countertop or undermounted.

Weight 38kg

External dimensions 600mm x 445mm

Height 220mm

Wall thickness 30mm

Internal dimensions 540mm x 385mm

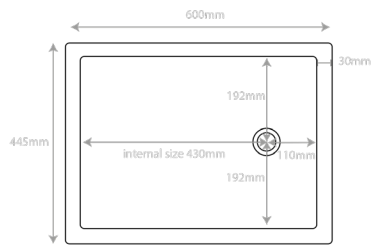
Sinks are made to a tolerance of +/- 5mm

Waste and taps not included

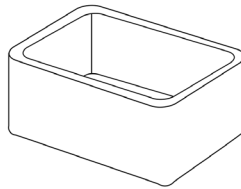
Plug is offset

Does not contain an overflow

Requires a universal unslotted plug waste



TOP ELEVATION



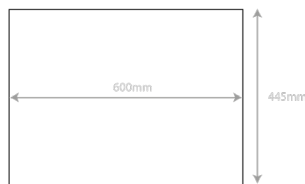
ISOMETRIC VIEW



FRONT ELEVATION



SIDE ELEVATION



EXTERNAL BASE


SMITH & GOAT

THE BUTLER



THE SHELL



THE SHELL



Part of the 'Drop in the Ocean' collection, our beautiful clam shape sink was inspired by our love of the original kitsch shell basins of the 70s. This sink is designed to sit counter top but may be wall hung using one of our metal brackets. The bracket will be slightly visible.

Weight 20kg

External dimensions 495mm x 425mm

Height 130mm

Wall thickness 10mm

Flat back ledge of sink 120mm

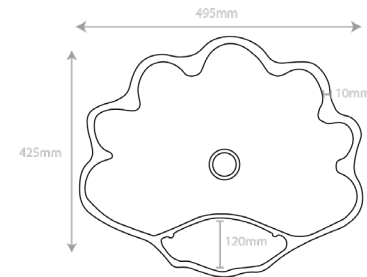
Sinks are made to a tolerance of +/-5mm

Waste and taps not included

Plug is centred

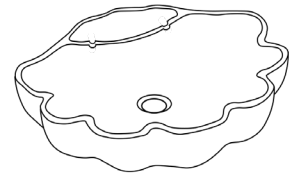
Does not contain an overflow

Requires a universal unslotted plug waste

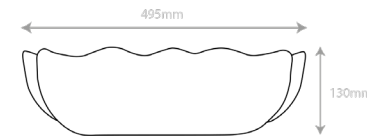


TOP ELEVATION

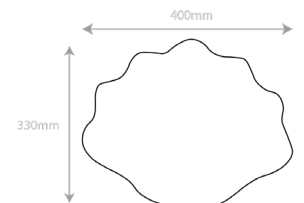
Measurements stated are at the widest points



ISOMETRIC VIEW



FRONT ELEVATION



EXTERNAL BASE


SMITH & GOAT

SHELVES & STANDS

We also fabricate shelves, stands and surfaces to compliment or integrate our sinks into your space. As well as standard models shown, we also offer a bespoke service for products - please get in touch.



Concrete Basin Shelf

Dimensions: 80cm wide x 50cm deep x 14cm high

Weight: 15kg

Designed for all our sinks to sit atop and features a slotted towel rail as standard.

Waste hole is centred as standard

Waste not included

Includes an invisible black matte powder coated steel bracket to affix the shelf to the wall.

Available in our full range of concrete colours.



Freestanding Metal Basin Stand with Concrete Top

With a neat metal base, concrete top and metal shelf, our freestanding metal vanity stand is perfect topped with any of the sinks in our range.

The stand is made from black powder coated steel as standard.

Other metal colours can be chosen for a supplement.

Available in our full range of concrete colours.

Metal frame: 65cm wide x 45cm deep

Concrete overhang: 70cm x 48cm

Concrete depth: 5cm

Total height: 85cm with adjustable feet

Waste hole is centred as standard

Waste not included





BESPOKE

We also offer a bespoke design service if you have a special idea in mind. We can work with you to bring your dream sink to life. We'll work closely with you through the design and installation process to suit specific requirements of your residential or commercial space. Please get in touch to discuss further.

smithandgoat@hotmail.com

CHARACTERISTICS

Variations in colour and surface texture are to be celebrated, these characteristics are what we believe makes concrete such a beautiful material to work with and display in your space. Natural variations in the patina, colour, surface texture and air pockets should be expected and have no bearing on the structural integrity of your concrete item and are not seen as imperfections or defects. For the full guide on concrete characteristics, please visit our website.

CARE + MAINTENANCE

Smith & Goat sinks are made using Glass Fibre Reinforced Concrete (GFRC) for strength and durability and are fully sealed with a deep penetrative sealer. They are easy to maintain and will last for many years with the right level of knowledge and care. To clean, use a non-abrasive cleaner such as a damp cloth or sponge. Do not use any kind of scouring pads as they can damage the product and sealer. Use natural non-abrasive cleaning products with low PH levels and rinse and dry completely after cleaning. Avoid harsh products like nail varnish, toothpaste and bleach. Please visit our website for the full guide on concrete care with all the dos and don'ts.

WARRANTY

Smith & Goat sinks come with a two year structural warranty. During the relevant period, the customer may make a claim to Smith & Goat on the basis that the item(s) are defective because of any or all of defects in materials, defects in structure or defects in workmanship, at which point, Smith & Goat will determine the best course of action. Smith & Goat's obligation to repair/replace under warranty does not extend to damage caused under normal use or which occurs due to failure on part of the customer to maintain the item(s) in accordance with Smith & Goat's guidance on care and maintenance. For more information, please contact Smith & Goat who will provide a full copy of the warranty.



smithandgoat.co.uk

smithandgoat@hotmail.com

[@smithandgoat](https://www.instagram.com/smithandgoat)