

EMOTIVA[®]

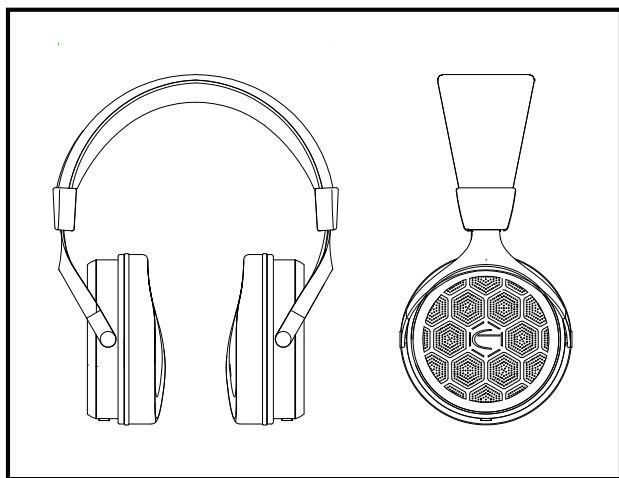


airmotiv **GR1**

GRAPHENE LATTICE REFERENCE HEADPHONES

airmotiv **GR1**

GRAPHENE LATTICE REFERENCE HEADPHONES



WHAT'S IN THE PACKAGE

- Airmotiv GR1 Reference Headphones with deep breathable contoured synthetic leather earpads.
- Two meter detachable OFC cable with standard gold plated 1/8" stereo headphone connector.
- Gold plated 1/8" to 1/4" unbalanced stereo headphone adapter.
- Hard shell velour lined plastic carrying case.

SPECIFICATIONS

Frequency Response: 28 Hz to 24.5 kHz .

Efficiency: 106 dB .

THD: < 0.05% (typical).

Impedance: 32 Ohms (nominal).

Weight: 240 grams (without cable)

Transducers:

Semi-open transducers, with copper-clad aluminum voice coils, and ultra-low-mass diaphragms, each consisting of a polyethylene terephthalate substrate, reinforced with a vapor-deposited graphene lattice.

Ear cup construction:

Genuine natural ash wood ear cup bodies, with water-jet machined aperiodic aluminum exterior grills and dress panels.

Earpad dimensions (circumaural):

Round; 3-3/4" outside diameter; 2-1/4" inside diameter.
Ergonomic depth contour ranges between 3/4" and 1-1/4".

Earpad construction:

Deep breathable, replaceable, contoured hi-tech synthetic leather earpads with memory foam interior fill, clamped in place by a latched retaining ring.

Headband:

All metal headband, with soft breathable synthetic leather pad, and metal ball-bearing detents for firm precise adjustment.

Cable:

Replaceable two meter OFC copper cable, with gold plated electrical contacts, machined metal connectors and strain reliefs, soft flexible insulation, and attractive cloth covering.

ATTACHING CABLES

The headphone cable attaches to your Airmotiv GR1 headphones using standard 2.5mm connectors. To attach the cable simply press each connector firmly into the connector on the earcup until you feel a firm click.

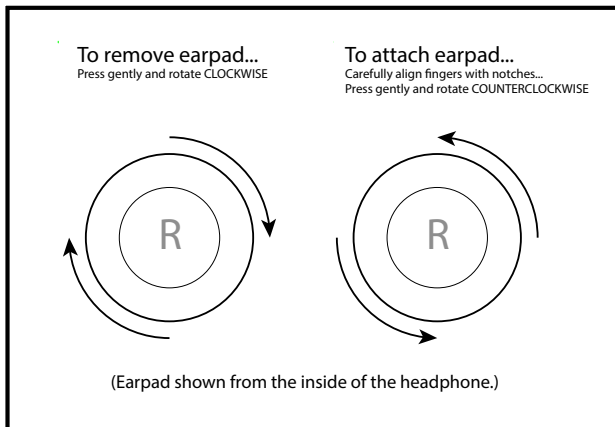
Left and right channel connectors are clearly labelled.

To remove cables pull firmly on the connector itself.

To avoid damage do not pull directly on the cable.

REMOVING AND REPLACING EARPADS

The earpads on your Airmotiv GR1 headphones attach to the earcups using a mounting ring. Fingers on the mounting ring fit into slots in the earcup and lock securely into place when you rotate the earpad.



WARRANTY

Emotiva Audio Corporation warrants our Airmotiv GR1 Graphene Lattice Reference Headphones against defects in materials and workmanship for a period of one year. This warranty, and all rights provided hereunder, is granted to the original owner, and only applies to products purchased directly from Emotiva or any of its Authorized Dealers or International Distributors.


If your product fails Emotiva will, at its option, either: (i) repair the product; or (ii) replace the product with a new consumer product which is identical or reasonably equivalent (in Warrantor's sole discretion); or (iii) provide a full or partial refund (in Warrantor's sole discretion).

This warranty does not apply: (i) to damage caused by abuse or misuse; or (ii) to damage caused by service or intentional modification performed by anyone who is not a representative of Emotiva; or (iii) to damage caused by accident, flood, fire, earthquake or other external causes.

In order to make a claim under the Warranty, you must contact an Emotiva customer service representative at 1-877-EMO-TECH (1-877-366-8324) or e-mail to support@emotiva.com.

EMOTIVA SHALL NOT BE LIABLE FOR ANY INCIDENTAL OR CONSEQUENTIAL DAMAGES ARISING FROM OR RELATED TO ANY DEFECTS IN OR DAMAGES TO ITS PRODUCTS. SOME STATES DO NOT ALLOW THE EXCLUSION OR LIMITATION OF INCIDENTAL OR CONSEQUENTIAL DAMAGES, SO THE ABOVE LIMITATION OR EXCLUSION MAY NOT APPLY TO YOU.

Please refer to our website for further details at:
www.emotiva.com



Emotiva Audio Corporation
135 Southeast Parkway Court
Franklin, TN 37064

www.emotiva.com