

Long link chain used in entertainment rigging

Periodic Inspection

Long link chain is not a lifting accessory but it is work equipment and therefore subject to the inspection requirements of PUWER. As the risks of failure are similar to those of lifting accessories, it is recommended that the examination and inspection regime is the same as that used for lifting accessories, i.e. that required by Regulation 9 of LOLER.

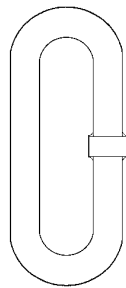
The user should have a means of verifying that the chain has been inspected within the required period and found fit for service.

Each chain length must be identifiable and bear the manufacturer's mark.

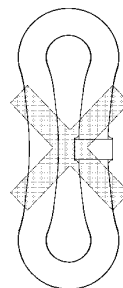
Long link chain that has been subjected to shock loading should be taken out of service and inspected by a competent person before being used again.

Pre-use Inspection

Each chain should be inspected prior to use to check that it is not damaged.



Correct shape of link.



Narrowing of link indicates stretch due to overload. Withdraw from service.

Chain use

Use of long link chain should be planned and supervised by a competent person, in accordance with the manufacturer's instructions and this guidance sheet.

Long link chain may be used in the following entertainment rigging situations in accordance with the manufacturer's instructions:

- Providing adjustment in bridle legs used 'above the hook' (supporting the hoist).
- As a means of making secondary suspensions taut.
- Providing adjustment in other rigging assemblies.

Long link chains must be used:

- 'In-line' only and not passed around any object.
- Without twisting any links.
- Without side loading or stretching any link.
- Without trapping 'dead' links under shackles or hooks.

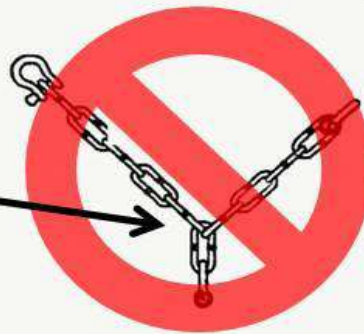

Long link chain should never be used as a sling in either 'basket' hitch or choked configuration. Neither should it be used in any situation where a link may be subject to bending or twisting forces or where the chain may suffer shock loading. Unused links should not be trapped under shackles that connect the chain to other equipment.

Long link chain should only be used below the lifting machine in exceptional circumstance and only when this use has been agreed by a competent person.

SAFE USE OF LONG LINK CHAIN IN ENTERTAINMENT RIGGING

Do not trap 'dead' links under shackles

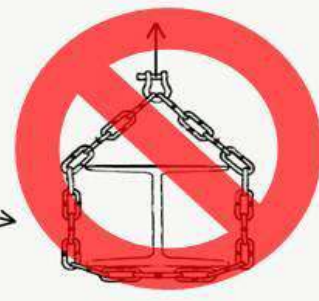
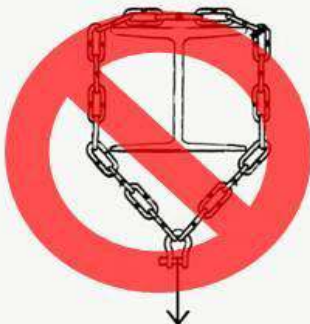
Keep links straight



Do not use a link as the root of a bridle, use a shackle to bridge



Never use long link chain in basket or choke hitches



The Health and Safety Executive was consulted in the production of this publication. It endorses the sensible, proportionate, reasonable and balanced advice to riggers and managers of locations and events, concerning the use of long link chain set out in this guidance.