

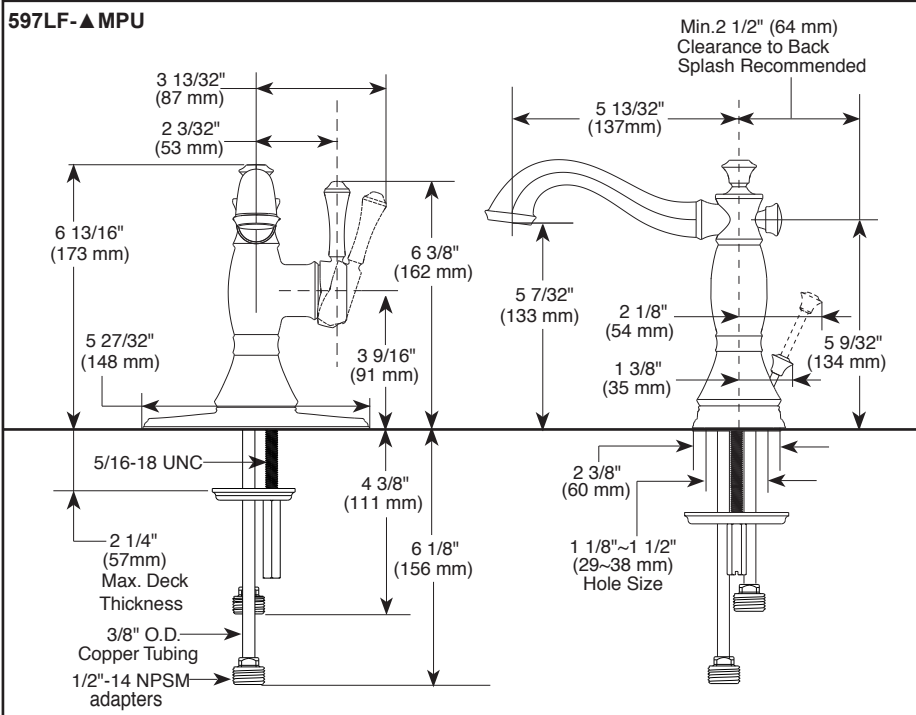
597LF-▲ MPU

597LF-▲ MPU
with optional escutcheon

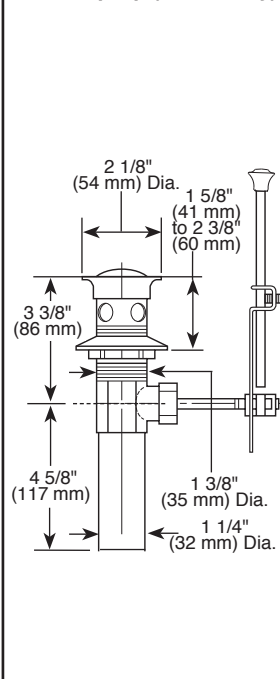
797LF▲

Submitted Model No.: _____

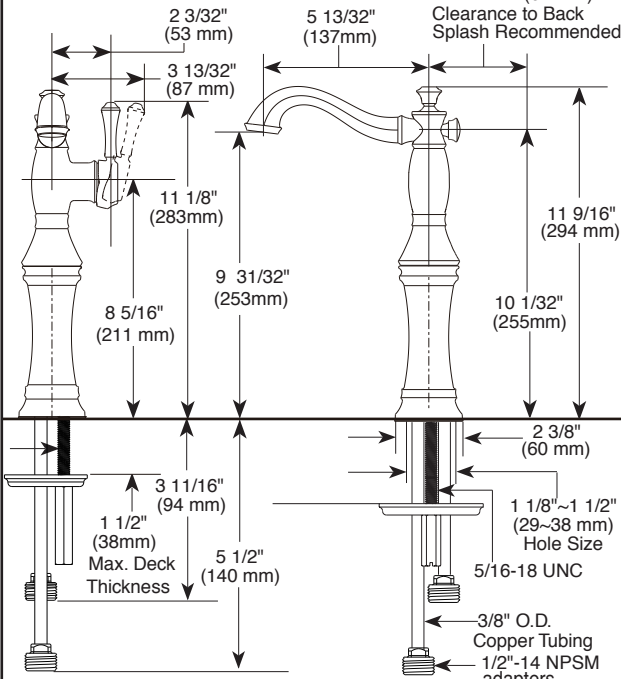
Specific Features: _____



Metal Pop-Up (597LF only)



797LF▲



see what Delta can do™

BATHROOM FAUCET

- Cassidy™ Series
- Single Handle Deck Mount
- Single Hole Riser Models

STANDARD SPECIFICATIONS

- Max. flow rate 1.2 gpm @ 60 psi, 4.5 L/min @ 414 kPa
- One or three hole mount (escutcheon optional, not included)
- Solid brass fabricated body
- Control mechanism is replaceable cartridge with ceramic plates
- Models have metal drain with pop-up type fitting with plated flange and stopper (597LF only)

WARRANTY

- Parts and Finish - Lifetime limited warranty; or for commercial purchasers, 10 years for multi-family residential (apartments and condominiums) and 5 years for all other commercial uses, in each case from the date of purchase.
- Electronic Parts and Batteries (if applicable) - 5 years from the date of purchase; or for commercial purchasers, 1 year from the date of purchase. No warranty is provided on batteries.



COMPLIES WITH:

- ASME A112.18.1 / CSA B125.1
- ASME A112.18.2 / CSA B125.2
- Indicates compliance to ICC/ANSI A117.1 - Valve control only
- EPA WaterSense®

D|S
DIRECT SINKS

Delta Faucet Company

55 E. 111th Street, Indianapolis, Indiana 46280
350 South Edgeware Road, St. Thomas, Ontario Canada N5P 4L1
© 2020 Delta Faucet Company

▲ Designate proper finish suffix

Delta reserves the right (1) to make changes in specifications and materials, and (2) to change or discontinue models, both without notice or obligation. Dimensions are for reference only. See current full-line price book or www.deltafaucet.com for finish options and product availability.