






Rubber System

The Kiki London Rubber Top and Base System has a unique composition that provides toughness, elasticity and maximum wear resistance when used together.



 Kiki London Nail Gel
 @kikilondonnailgel
 Kiki London



SCAN TO SHOP

Rubber Top and Base



Our nude base coat can be worn on its own or as a base colour for gel polish or nail art application.

With a thicker consistency than usual base coats, our Rubber System provides extra strength to brittle, thin or splitting nails.

Our Rubber Top Coat is complete with a no-wipe formula and an extra strong, high shine finish.

User Guide

1. Apply Kiki London Primer and leave to dry for 10 seconds
2. Apply a nice thin layer of Kiki London Rubber Base, making sure not to flood the cuticle and cure for 30 secs in LED lamp (or 1 min in UV lamp)
3. (Optional) Apply gel colour - Two thin layers, curing each for 30 secs in LED lamp (1 min in UV lamp)
4. Apply a layer of Rubber Top coat and cure for 30 secs in LED lamp (or 1 min in UV lamp)
5. Apply cuticle oil to replenish the oils in the finger

Please be advised that these recommended curing times are based on usage of our Kiki London 96W Deluxe Nail Lamps



Don't forget to follow us on Instagram @KikiLondonNailGel and use the #KikiLondon on for a chance to be featured!

kiki
london