



Certificate ID: **30840**      Received: **5/16/2018**  
 Client Sample ID: **620-19-03 5-11-18**  
 Lot Number:  
 Matrix: **Concentrates/Extracts - Alcohol**



**PureHemp Technologies**  
**511 mckinley ave**  
**fort lupton, CO 80621**  
**Attn: Leslie Joy**

Authorization: <b>Matthew Silva, Chemical Engineer</b>	Signature: 	Date: <b>5/29/2018</b>
---	--	---------------------------



The data contained within this report was collected in accordance with the requirements of ISO/IEC17025:2005. I attest that the information contained within the report has been reviewed for accuracy and checked against the quality control requirements for each method. These results relate only to the test article listed in this report. Reports may not be reproduced except in their entirety.






**CN: Cannabinoid Profile & Potency [WI-10-04]**

*Analyst: RAS*

*Test Date: 5/25/2018*

The client sample was analyzed for plant-based cannabinoids by Convergence Chromatography (CC). The collected data was compared to data collected for certified reference standards at known concentrations.

**30840-CN**

ID	Weight %	Conc.		
<b>Δ9-THC</b>	<b>2.35 wt %</b>	<b>23.53 mg/g</b>		
<b>THCV</b>	<b>ND</b>	<b>ND</b>		
<b>CBD</b>	<b>59.79 wt %</b>	<b>597.90 mg/g</b>		
<b>CBDV</b>	<b>0.66 wt %</b>	<b>6.59 mg/g</b>		
<b>CBG</b>	<b>3.92 wt %</b>	<b>39.24 mg/g</b>		
<b>CBC</b>	<b>3.04 wt %</b>	<b>30.43 mg/g</b>		
<b>CBN</b>	<b>ND</b>	<b>ND</b>		
<b>THCA</b>	<b>ND</b>	<b>ND</b>		
<b>CBDA</b>	<b>ND</b>	<b>ND</b>		
<b>CBGA</b>	<b>ND</b>	<b>ND</b>		
<b>Total</b>	<b>69.77 wt%</b>	<b>697.69 mg/g</b>	<b>0%</b>	<b>Cannabinoids (wt%) 59.8%</b>
<b>Max THC</b>	<b>2.35 wt%</b>	<b>23.53 mg/g</b>		
<b>Max CBD</b>	<b>59.79 wt%</b>	<b>597.90 mg/g</b>		

**Ratio of Total CBD to THC 25.4:1**

Max THC (and Max CBD) are calculated values for total cannabinoids after heating, assuming complete decarboxylation of the acid to the neutral form. It is calculated based on the weight loss of the acid group during decarboxylation:  $\text{Max THC} = (0.877 \times \text{THCA}) + \text{THC}$ . ND = None detected above the limits of detection (LLD)

**HM: Heavy Metal Analysis [WI-10-13]**

Analyst: JFD

Test Date: 5/25/2018

This test method was performed in accordance with the requirements of ISO/IEC 17025. These results relate only to the test article listed in this report. Reports may not be reproduced except in their entirety.

**30840-HM**

Symbol	Metal	Conc. <sup>1</sup>	Units	MDL	Use Limits <sup>2</sup>		Units	Status
					All	Ingestion		
As	Arsenic	9	µg/kg	4	200	1500	µg/kg	PASS
Cd	Cadmium	9	µg/kg	1	200	500	µg/kg	PASS
Hg	Mercury	ND	µg/kg	2	100	1500	µg/kg	PASS
Pb	Lead	211	µg/kg	2	500	1000	µg/kg	PASS

1) ND = None detected to Lowest Limits of Detection (LLD)

2) MA Dept. of Public Health: Protocol for MMJ and MIPS, Exhibit 4(a) for all products.

3) USP exposure limits based on daily oral dosing of 1g of concentrate for a 110 lb person.

**MB1: Microbiological Contaminants [WI-10-09]**

Analyst: MS

Test Date: 5/16/2018

This test method was performed in accordance with the requirements of ISO/IEC 17025. These results relate only to the test article listed in this report. Reports may not be reproduced except in their entirety.

**30840-MB1**

Symbol	Analysis	Results	Units	Limits*	Status
AC	Total Aerobic Bacterial Count	<100	CFU/g	10,000 CFU/g	PASS
CC	Total Coliform Bacterial Count	<100	CFU/g	100 CFU/g	PASS
EB	Total Bile Tolerant Gram Negative Count	<100	CFU/g	100 CFU/g	PASS
YM	Total Yeast & Mold	<100	CFU/g	1,000 CFU/g	PASS

Note: All recorded Microbiological tests are within the established limits.

**MB2: Pathogenic Bacterial Contaminants [WI-10-10]**

Analyst: matt

Test Date: 5/17/2018

This test method was performed in accordance with the requirements of ISO/IEC 17025. These results relate only to the test article listed in this report. Reports may not be reproduced except in their entirety.

**30840-MB2**

Test ID	Analysis	Results	Units	Limits*	Status
30840-ECPT	E. coli (O157)	Negative	NA	Non Detected	PASS
30840-SPT	Salmonella	Negative	NA	Non Detected	PASS

Note: All recorded pathogenic bacteria tests passed.

**MY: Mycotoxin Testing [WI-10-05]**

Analyst: CJB

Test Date: 5/19/2018

This test method was performed in accordance with the requirements of ISO/IEC 17025. These results relate only to the test article listed in this report. Reports may not be reproduced except in their entirety.

**30840-MY**

Test ID	Date	Results	MDL	Limits	Status*
Total Aflatoxin	5/19/2018	< MDL	3 ppb	< 20 ppb	PASS
Total Ochratoxin	5/19/2018	2.8	2 ppb	< 20 ppb	PASS

**PST: Pesticide Analysis [WI-10-11]**

Analyst: KSB

Test Date: 5/29/2018

The client sample was analyzed for pesticides using Liquid Chromatography with Mass Spectrometric detection (LC/MS/MS). The method used for sample prep was based on the European method for pesticide analysis (EN 15662).

**30840-PST**

Analyte	CAS	Result	Units	LLD	Limits (ppb)	Status
Abamectin	71751-41-2	ND	ppb	0.20	300	PASS
Azoxystrobin	131860-33-8	ND	ppb	0.10	40000	PASS
Bifenazate	149877-41-8	ND	ppb	0.10	5000	PASS
Bifenthrin	82657-04-3	ND	ppb	0.20	500	PASS
Cyfluthrin	68359-37-5	ND	ppb	0.50	1000	*
Daminozide	1596-84-5	ND	ppb	10.00	10	PASS
Dichlorvos	62-73-7	ND	ppb	3.00	10	*
Etoxazole	153233-91-1	ND	ppb	0.10	1500	PASS
Fenoxycarb	72490-01-8	ND	ppb	0.10	10	PASS
Imazalil	35554-44-0	ND	ppb	0.10	10	PASS
Imidacloprid	138261-41-3	ND	ppb	0.10	3000	PASS
Myclobutanil	88671-89-0	ND	ppb	0.10	9000	PASS
Paclobutrazol	76738-62-0	ND	ppb	0.10	10	PASS
Piperonyl butoxide	51-03-6	55	ppb	0.10	8000	PASS
Pyrethrin	8003-34-7	ND	ppb	0.1	1000	PASS
Spinosad	168316-95-8	ND	ppb	0.1	3000	PASS
Spiromesifen	283594-90-1	ND	ppb	0.10	12000	PASS
Spirotetramat	203313-25-1	ND	ppb	0.10	13000	PASS
Trifloxystrobin	141517-21-7	ND	ppb	0.10	30000	PASS

\* Testing limits for ingestion established by the State of California: CCR, Title 16, Division 42, Chapter 5, Section 5313. ND indicates "none detected" above the lower limit of detection (LLD). Analytes marked with (\*) indicate analytes for which no recovery was observed for a pre-spiked matrix sample.

**VC: Analysis of Volatile Organic Compounds [WI-10-07]**

Analyst: CJH

Test Date: 5/23/2018

The client sample was analyzed by Head-Space Gas Chromatography (HS-GC). The collected data was compared to data collected for certified reference standards at known concentrations.

**30840-VC**

Compound	CAS	Amount <sup>1</sup>	Limit <sup>2</sup>	Status
Propane	74-98-6	ND	N/A	-
Isobutane	75-28-5	ND	5,000 ppm	PASS
Butane	106-97-8	ND	5,000 ppm	PASS
Methanol	67-56-1	62 ppm	3,000 ppm	PASS
Ethanol	64-17-5	26,543 ppm	5,000 ppm	FAIL
Acetone	67-64-1	110 ppm	5,000 ppm	PASS
Isopropanol	67-63-0	34 ppm	5,000 ppm	PASS
Acetonitrile	75-05-8	ND	410 ppm	PASS
3-Methylpentane	96-14-0	ND	N/A	-
Hexane	110-54-3	10 ppm	290 ppm	PASS
1-Propanol	71-23-8	ND	5,000 ppm	PASS
2-Butanone	78-93-3	ND	N/A	-
Ethyl Acetate	141-78-6	24 ppm	5,000 ppm	PASS
Heptane	142-82-5	ND	5,000 ppm	PASS

1) ND = None detected above 5 ppm.

2) In ppm, based on USP recommended limits for residual solvents, adopted by the Massachusetts Department of Public Health on 3/31/16. Butane/Propane limits are based on limits established for state of Colorado.

**END OF REPORT**