



okuma

INSPIRED FISHING

PRODUCT CATALOG

INSPIRED FISHING

OKUMA FISHING TACKLE RISING WITH EVERY CHALLENGE

The average person might stumble upon a remote beach & find inspiration in the texture of the sand, curl of the waves & the salty spice of the air. For the community of anglers, however, playing witness to nature is far less satisfying than direct participation.

As we approach every piece of water, our attention inevitably falls to what lies beneath the surface: beneath the waves, off the point, on the edge of structure, at the intersection of currents. It's the fish & their habits, their power & speed that captivate our attention. Through rod & reel we find our connection. Some call it sport. We call it a way of life that's rich with experiences.

At Okuma Fishing Tackle, our goal is to enhance every encounter. Integrating the latest advancements in materials & construction techniques is a means to downplay the presence of the gear. Eliminate weight & increase feel. Enjoy a running fish instead of fearing it. Button down the drag & go toe-to-toe with complete confidence. Your focus is not on the equipment; it's on the fish.

Wherever your travels take you, from the local pond to distant reef, we're proud to be your partner in the discovery of what lies beneath.

OKUMA FISHING TACKLE CORPORATION



CONTENTS

1 SPINNING REELS

Makaira Spinning Reels	15
Cedros Reels	17
Azores Saltwater Reels	18
ITx Carbon Reels	19
SURF-8k Reels	20
Rockaway Surf & Baitfeeder Reels	20
Coronado CDX Baitfeeder Reels	21
Helios SX Reels	21
Inspira Reels	22
Epixor XT Reels	22
Ceymar Reels	23
Ceymar Baitfeeder Reels	23
Ceymar Tactical Green Reels	24
Avenger Reels	25
Avenger Baitfeeder Reels	26
Alaris Reels	27
Rox Reels	28
Aria "a" Reels	28

2 BAITCAST REELS

Hakai DT Low Profile Baitcast	31
Komodo SS Low Profile Baitcast	35
Helios SX Low Profile Baitcast	36
Citrix Low Profile Baitcast	36
Serrano Low Profile Baitcast	37
Epixor Low Profile Baitcast	38
Halogen Low Profile Baitcast	38
Ceymar Low Profile Baitcast	38

3 CONVENTIONAL REELS

Tesoro Star Drag Reels	41
Cortez Star Drag Reels	41
Cold Water SS Low Profile Line Counter	42
Cold Water Low Profile Line Counter	42
Cold Water Line Counter Reels	43
Cold Water Wire Line Reels	43
Convactor Reels	44
Convactor Low Profile Reels	44
Convactor Line Counter Reels	45
Magda Pro Line Counter Reels	46
Classic Pro XP Reels	46
Classic CLX Reels	46
Makaira Lever Drag Reels	47
Makaira SEa Lever Drag Reels	49
Makaira SEa Silver Lever Drag Reels	50
Alijos High-Speed Lever Drag Reels	54
Cavalla Lever Drag Reels	55
Solterra SLX Lever Drag Reels	56

4 RODS

Psycho Stick Rods	59
Guide Select Cranking Rods	60
Tournament Concept Rods	60
Serrano Rods	61
Cerros Rods	61
Reflexions "b" Rods	62
Calynn Rods	63
Guide Select "a" Swimbait Rods	63
Psycho Stick Musky Rods	64
EVx Musky Rods	64
Snakehead Junky Rods	65
Dead Eye Custom Rods	66
Dead Eye Pro Rods	66
Dead EYE Classic Rods	67
X-Series Salmon & Steelhead Rods	68
GLS Custom Rods	69
Guide Select Pro Rods	70
Guide Select Classic Rods	71
Kokanee Black Rods	71
SST "a" Carbon Grip Rods	72

RODS CONT.

SST "a" Special Edition Rods	73
SST "a" Cork Grip Rods	74
SST "a" Trout, Kokanee, Halibut Rods	75
Celilo Graphite Rods	76
Celilo Ultralight Rods	77
Celilo Specialty Rods	77
Connoisseur Rods	78
White Diamond Rods	79
Blue Diamond Rods	79
Classic Pro GLT Rods	80
SCT Albacore Rods	81
PCH Custom Rods	82
PCH Custom Inshore Rods	83
PCH Trolling Rods	83
Makaira Trolling Rods	84
Cedros "a" Jigging Rods	86
Monterey Salmon, Halibut & Sturgeon Rods	86
Cavalla Boat Rods	87
DTR Custom Offshore Rods	88
DTR Custom Inshore Rods	89
Silver Slayer Tarpon Rods	90
SRT Inshore Elite Rods	91
SRT Inshore Premier Rods	91
RTF Inshore Rods	92
Epixor Rods	93
Ceymar Inshore Rods	93
Axeon Pro Rods	94
Cortez Sabiki Rods	94
Battle Cat Rods	95
Record Chaser Rod	95
Hawaiian Custom Rods	96
Hawaiian Custom Popping Rods	97
Hawaiian Custom Jigging Rods	97
HCS Custom Surf Rods	98
Cedros Surf Rods	99
Rockaway Surf HD Rods	100
Rockaway Surf Rods	101
Rockaway Surf SP Rods	101
Solaris Surf Rods	102
Nesika Surf Rods	103
Longitude Surf Rods	103
Tundra Rods	104

5 TRAVEL

Voyager Signature Surf Rods	111
Voyager Signature Boat Rods	111
Voyager Signature Freshwater Rods	112
SST "a" Travel Rods	113
Voyager Travel Kit	114

6 FLY & FLOAT

RAWII centerpin Float Reels	117
Aventa Float Reels	117
Aventa Float Rods	118
SST "a" Float Rods	118
SLV "b" Fly Reels	119
Sierra X Fly Reels	119
SLV Fly Rods	120
Crisium Fly Rods	120

Tundra Pro Rods	104
Cold Water Ice Combos	105
Cold Water Deadstick Combos	105
Trio Pro Ice Rods	106
Trio Ice Rods	106
ICX Ice Rods	107
Inspira Ice Rods	107
Cold Water Ice Rods	108
Cold Water Deadstick Rods	108

7 COMBOS

Halogen Combos	123
Avenger Spinning Combos	124
Avenger Salmon/Steelhead Combos	124
Dead Eye Classic Combos	125
Convactor Combos	125
Ceililo Kokanee Combos	126
Great Lakes Trolling Combo	127
Ceymar Combos	127
Safina Pro Saltwater Combos	128
Fuel Spin Combos	129
Alaris Combo	130
Aveon Combos	130
Rox Combos	131
Fin Chaser "X" Series Combos	132
Tundra Combo	133
Tundra Pro Combos	134
Steeler XP Combos	135
Boundary Combos	136
Cascade II Combos	136

8 ACCESSORIES & APPAREL

Cal's Universal Drag Reel Grease	139
Accessories	140
Okuma Apparel	140

Okuma Warranty Repair	141
Canadian Warranty Centers	141
Authorized Repair Centers	142
Okuma Sales Representatives	143

SPINNING REEL TECHNOLOGY



MAXGEAR

Makaira reels feature a forged, machine cut stainless steel main gear paired with a 17-4 stainless steel pinion gear. This gear system is unmatched in this category.



ALG

With today's super braided lines & lighter more compact reels, ALG offers anglers lighter weight gears without compromising on strength & durability. Adding to their longevity, ALG gears are anodized to hold up to the elements much better than traditional gearing materials.

HDGII

Okuma's proprietary High Density Gearing II incorporates an extremely strong alloy composition with a special anti-corrosion coating process. The result is high density, corrosion resistant gears that are built to handle the severe elements & brutal strains placed on a reel's internal gear system.



PRECISION ELLIPTICAL GEARING SYSTEM

The Precision Elliptical Gearing System advantage boils down to one thing & one thing only – performance. By regulating the speed of the spindle stroke, reels equipped with this system wind line more consistently & uniformly on the spool, resulting in level line lay. This creates less friction during casting for increased distance, greater accuracy & longer line life, as well as smoother, more uniform drag pressures. Pick up any Okuma reel equipped with this feature & feel for yourself the balance, smoothness & power that are all characteristics of the Precision Elliptical Gearing System.



SPINNING REEL DUAL FORCE DRAG

DFD incorporates both surfaces of the spool to maximize high-end drag pressure, efficiency & overall smoothness. Mounted in the top of the spool & protected by the Hydro Block system is a multi-disc felt drag system that works in conjunction with a secondary drag system that is mounted under the spool. Even pressure is applied to both surfaces of the spool for maximum stability.



LITECAST™

Litecast™ is the latest in Okuma's reel technology. Reels with the Litecast™ structure are composed using a magnesium material in the casting process, making the integrity of the reel incredibly strong & 15% lighter than aluminum alloy reels. Okuma Cedros Saltwater Spinning Reels feature the new Litecast™ construction.



C-40X

Okuma's C-40X carbon technology utilizes a specially blended graphite polymer. The carbon fibers in this material are elongated & reinforced, creating a substantially stronger composite than standard graphite materials. At 25% lighter, 1.5 times stronger & 100% anti-corrosive, C-40X translates into an extremely lightweight & durable construction.



CFR CYCLONIC FLOW ROTOR

The Cyclonic Flow Rotor (CFR) was designed to create a "cyclonic" airflow, which significantly increases air flow through the ported rotor. This thoroughly tested design allows for a much faster drying time if the reel becomes wet, minimizing corrosion possibilities throughout the reel.



ALUMILITE FRAME CONSTRUCTION

AlumiLite construction incorporates Okuma's rigid aluminum body technology on spinning, trolling and fly reel designs. Aluminum frames are stronger and more rigid and are capable of withstanding more pressure and torque than traditional graphite frames. These lightweight, diecast aluminum frames provide more precise tolerances for precision gear alignment, maximum castability and ultimate durability.

Torsion Control Armor

The Torsion Control Armor (TCA) design found on the new Inspria spinning reels is made with Okuma's C-40X long-strand carbon fiber technology. This not only makes the reel lighter, but also makes the reel extremely rigid which reduces twist & torque, keeping the internal parts in perfect alignment.



CENTRIFUGAL DISC BAIL

Okuma's Centrifugal Disc Bail (CDB) is a unique new design that incorporates a heavier brass disc that is perfectly weighted & balanced to create a smoother & easier bail operation, while increasing the strength & stability of the overall bail function.

SPINNING REEL TECHNOLOGY



QUICK-SET

This system allows for instant handle engagement & eliminates all handle back play commonly found in many reels. This is accomplished by using a corrosion-resistant stainless steel roller bearing that engages the reel in one direction for rock-solid hook sets.




EFR II

The Even Flow Roller System utilizes a ball bearing under the line roller to maximize efficiency. This roller helps reduce line twists by freely rolling over the line roller without friction. Without this system, line will naturally twist when drag is pulled.



RES II

The RES II System stands for Rotor Equalizing System. This second-generation RES System incorporates a computer-balanced weight precisely placed in the rotor. This weight allows for precision balance & eliminates all spool wobble for perfect alignments & smooth cranking.



HIGH PERFORMANCE BALL BEARINGS

The balls used on the HPB's are constructed from the same high-grade stainless steel material as the bearing housing. These bearings were designed to be more than 10 times more resistant to saltwater than standard stainless steel bearings. These bearings may even outlast the angler himself.

BAITFEEDING SYSTEM

Okuma's baitfeeding system allows anglers to disengage their spinning reel spool & allow their bait to run freely. The baitfeeding system incorporates a secondary micro-adjustable drag system at the rear of the reel that allows for precise adjustment of the spool for bait control. In order to disengage this system simply turn the handle. The On/Off lever on the rear of the reel will automatically disengage the baitfeeding system so you can fight your fish with the main drag system.



HYDRO BLOCK

The Hydro Block design features a rubber gasket mounted in the top of a spinning reel spool. This rubber seal blocks water & foreign materials from entering the drag system. The Hydro Block system ensures that your drag washers always perform at optimal levels.



LOW PROFILE REEL TECHNOLOGY



LITECAST™

Litecast™ is the latest in Okuma's reel technology. Reels with the Litecast™ structure are composed using a magnesium material in the casting process, making the integrity of the reel incredibly strong & 15% lighter than aluminum alloy reels. Okuma Hakai Baitfeeder Reels feature the new Litecast™ construction.

FLITE SPOOL

Flite spool is a Dream Tackle Design allowing Okuma to offer a super tuned spool on our premium baitcast reels. The spool is 33mm in diameter and was developed for long distance casting as well as finesse style fishing. The complete spool design weighs in at just 0.33 ounces as a result of its uniform thickness, which is what helps set this super tuned spool apart from others.



FLITE SHAFT

Flite shaft is a patented hollow stainless steel spool shaft with precision stainless steel balls pressed on each end. These balls rotate under pressure to reduce friction and help increase casting distance. Providing the perfect balance point between weight, strength and smoothness.



PRECISION SUS BALLS ON ENDS FOR PERFECT BALANCE

HOLLOW MAIN SHAFT



TGT (Traction Grip Technology)

Okuma TGT is made of non-slip durable materials that not only provides maximum grip, but comfort and control in all weather conditions.



Can be rotated

UNIVERSAL LINE DIAM. INDICATOR

Always know what line you spooled on your reel when you pick it up.



MCS

Okuma's Magnetic Control System reduces backlash & improves casting distance by utilizing the magnetic field generated by the high RPM spinning of the spool during casting. The magnetic field is influenced by the adjustable cast control magnets which exert an opposing force & allows for minute & accurate adjustments.



VELOCITY CONTROL

The Velocity Control System is an adjustable, 6-pin centrifugal braking system for precision spool control. Weights can be adjusted IN or OUT for additional spool control. Positioning the weights in toward the spool allows for more freespool, while adjusting the pins out away from the spool allows for more control. Anglers can alternate weights until they find that perfect balance for casting.



SPOOL ACCESS PORT


This unique new design can be found on Okuma's low profile baitcast reels. The Spool Access Port allows for quick access to the spool by simply sliding the lock/unlock lever on the sideplate opposite the handle. This system allows for quick spool changes, but more importantly it allows quick access for adjusting the Velocity Control System.

TROLLING AND CONVENTIONAL REEL TECHNOLOGY



SELF LUBRICATING GEAR SYSTEM

The self-lubricating gear system is a feature found on Okuma's higher-end star drag reels. The main gear on this system incorporates a heat-sensitive oil-impregnated brass bushing that is mounted in the center of the gear. This system releases oil if friction increases to keep the main gear & drive shaft running smoothly in all conditions. Okuma is the first company to adopt this technology which originated in the large machine industry where this function has been time tested for many years.



LEVER DRAG DUAL FORCE DRAG

For extremely smooth & strong drag outputs, Okuma's Makaira and Alijo's 2-speed reels are designed with a patented Dual Force Drag system. This drag system is specifically engineered to be mounted in the right side of the spool, designed around a Pull Bar Drag System which keeps all mechanical workings in precise alignment & places no pressure on the frame. This system works in conjunction with a custom designed thrust bearing, which alleviates side load at heavy drag settings.



2-SPEED GEARING

Okuma's 2-speed technology incorporates two sets of stainless steel main & pinion gears, allowing anglers the option of a high-speed gear ratio or a powerful low-speed gear ratio for maximum power & torque. To shift gears it is as easy as pushing a button or popping a lever with Okuma's unique shifting design to obtain the appropriate gear ratio you desire.



XL GEARING

The XL gearing design found on both lever drag & star drag reels incorporates an oversized gear box that features an enlarged gearing system & enlarged drag system. The drag surface areas on this system are more than 50% larger than a standard gear-box design. For the gear system, the major advantage is that the gear teeth are substantially larger, allowing more strength & cranking power. This is how we are able to offer a high-speed gear ratio reel without sacrificing cranking power. Our XL gearing system essentially turns your reel into a winch.



MACHINED RIGID FRAME

Okuma's Machined Rigid Frame construction incorporates a one-piece fully-machined aluminum frame. These rigid bar-stock aluminum frames are the ultimate in precision alignment & tolerances withstanding more pressure & torque than any other material used in our industry for frame materials. Okuma features these anodized frames on fly reels, baitcast reels, lever drag reels & star drag trolling reels.



BODY ARMOR

Okuma's stainless steel Body Armor eliminates the frame flex commonly found in graphite framed trolling reels. This feature incorporates two large stainless steel rings that are mounted to both sides of the frame. The harness lugs are integrated into the body armor design & eliminate the pressure commonly placed on the harness lugs by redistributing the pressure to these large-diameter rings.



SPEED LOC PINION GEAR SYSTEM

The SLG technology incorporates a dual-step pinion gear system on star drag reels that allows positive engaging at extreme high speeds. The SLG system allows for instant gear engagement when engaging from freespool to strike at speeds in excess of 50 MPH.



MSS

Strong, Stable, Smooth - Okuma's Mechanical Stabilizing System is a support system that ties the spool shaft, pinion gear, pinion gear bearing, drive shaft & main gear together with a single support system. While other reels on the market offer minimal or no gear stabilization, this patented Okuma design allows all of these critical parts to stay in precise alignment. Designed specifically to hold up to the demands of braided & wire line fishing, the MSS support system stabilizes the spool shaft at 3 key stress points to eliminate flex under pressure - which directly translates into a reel that is more durable, stronger & smoother than the competition.



WIDE MOUTH LEVELWIND

This heavy-duty, stainless steel levelwind is Titanium coated & built to withstand the punishment of both braided & wire lines. The guide has been designed with an increased opening to insure proper knot clearance when fishing with double lines. This wide space allows for Albright or similar connection knots, as well as swivels & copper line to pass through the guide easier & be wound directly on the spool.



T-BAR HANDLE

T-Bar Handle: The patented design of the T-Bar handle offers a true ergonomically correct angle to ensure an angler gets maximum power with minimum fatigue. The T-bar takes full advantage of the natural dynamics of the human hand, wrist & forearm to help sustain power & endurance for the angler.



HIPPO GRIP

The Hippo Grip is a unique reel-clamp design that serves triple duty when fishing offshore. This heavy-duty, forged aluminum reel clamp securely supports your reel to the rod for maximum safety. This clamp also incorporates a small hole that was designed to be used with a safety line for trolling. On the rear of the clamp is a large diameter hole that was designed to be used as a trigger. The large hole should be mounted facing the butt of the rod.



MCS

Okuma's Magnetic Control System is a fully-sealed, 100% waterproof cast control system that reduces backlash & improves casting distance by utilizing the magnetic field generated by the high RPM spinning of the spool during casting. The magnetic field is influenced by the adjustable cast control magnet which exerts an opposing force & allows for minute & accurate adjustments.



STRIKE ZONE

Okuma's Strike Zone linecounter system incorporates a mechanical counter that precisely measures line based on spool revolutions. These counters measure in feet & are calibrated at the factory to be most accurate with a full spool & monofilament lines.



ERGO GRIP

The Ergo Grip handle knob is an extremely comfortable oversized handle-knob design for both speed & power. This soft-touch knob has been ergonomically designed to fit in the palm of your hand & will be found on certain Okuma lever drag reels, star drag reels & some spinning reel models.



CRC

Okuma's Corrosion Resistance Coating (CRC) consists of a thin layer of Corrosion X HD applied to all internal & external parts. The CRC process actually penetrates & bonds to the metal, which helps significantly in the reduction of corrosion, & towards the long term protection of your reel.

ROD TECHNOLOGY



Ultimate Flex Reinforcement



A TIP TO CATCH THEM ALL

Anglers will immediately identify the benefits of Okuma's Ultimate Flex Reinforcement (UFR) technology through light-weight and sensitive rod-tip construction. UFR technology incorporates three times the strength and lifting power over traditional rods, making it powerful enough to fight the toughest of fish, but sensitive enough to feel the lightest of bites.

Ultimate Matrix Reinforcement



LIGHTWEIGHT STRENGTH BUILT FOR ANY CHALLENGE

Okuma's Ultimate Matrix Reinforcement (UMR) technology maximizes rod strength while minimizing weight, so you can rise to meet any challenge.





SPINNING REELS

Spinning reels are an opportunity. Worldwide, they're most often the very first reel a beginning angler picks up. For many, they're the only reel type that's ever needed. As such, spinning reels define the experience from pond panfish to offshore big game. At every level the Okuma selection is angler-centric, delivering a fantastic fishing experience through better design, materials & construction techniques. Our reels need to inspire participation today, tomorrow & in the future ahead, a responsibility we gladly accept.

MAKAIRA

SPINNING REEL

Derived from the Okuma 4D Concept which focuses on Design, Drive, Drag & Durability as core performance elements, Makaira spinning reels are built from the ground up to be the toughest, most durable spinning reels an angler can own. Constructed from the finest & strongest materials available, Makaira series reels are big game reels developed to pursue everything from Giant Trevally, trophy-sized Yellowtail & Amberjack, to the most formidable adversaries in the ocean, like giant Bluefin Tuna, Marlin, cow Yellowfin Tuna & large sharks.



MAXGEAR

Makaira reels feature a forged, machine cut stainless steel main gear paired with a 17-4 stainless steel pinion gear. This gear system is unmatched in this category.



The Makaira is unmatched in elite level spinning reels with a forged, machine cut aluminum body, sideplate & rotor. There are no die-cast parts on this reel. The Mak is the elite reel in the category, with a complete forged aluminum housing.

The Makaira drag system utilizes the complete surface area of the carbon fiber drag washers; the system has been engineered to make full contact with the outer edges of our carbon washers, which maximizes efficiency & the ability to deliver high drag outputs. The DFD concept applies pressure to both sides of the spool in order to maximize use of the available surface area, enlarging the working surfaces of our drag system which dramatically improves heat dissipation.



BEARINGS

CARBON FIBER



Makaira spinning reels are engineered to withstand the most brutal conditions the ocean can offer. To accomplish this, we equipped this series with 23 different oil-retaining o-rings & gaskets. Our engineers made this reel impervious to the elements & by making it water tight, all the internal mechanisms are sealed & protected from salt. The result is the best-of-the-best when it comes to big game fishing reels.

MAKAIRA[®]

SPINNING REEL

MAKAIRA SPINNING REELS

- Forged aluminum, machine cut body/sideplate
- Forged aluminum, machine cut Cyclonic Flow rotor
- Forged stainless steel main gear for ultimate power & strength
- Precision machine cut 17-4 grade stainless steel pinion gear
- Oversized 17-4 grade stainless steel spool shaft reduces flex
- Hydro Sealed Body & DFD system for maximum protection
- Carbonite high output drag with Cal's drag grease on full DFD
- Customized pre-set drag system, works like a lever drag reel
- 9HPB + 1RB corrosion resistant stainless steel bearings
- Dual anti-reverse system for maximum strength & reliability
- Quick-Set stainless steel German anti-reverse roller bearing
- CRC: Corrosion-resistant coating process
- Machined aluminum, 2-tone anodized spool with LCS lip
- Machined aluminum screw-in handle arm for added strength
- Right & Left handles are designed differently: Order by Rt/Lt
- Heavy duty, solid aluminum bail wire with manual trip function
- Rotor brake system works in conjunction with manual bail trip
- Machined aluminum handle knob on 20,000 & 30,000 size.
- Ergo Grip, Rubber Soft Touch handle on 10,000 size
- Makaira reels are backed by a 5-year limited warranty



MK-10000R
(Right Hand Model)



MK-20000LS
(Left Hand Model)



MK-30000LS
(Left Hand Model)

MAKAIRA SPINNING REEL HANDLES

Handle Model #	Description	Original Factory Handle	Reel Compatibility	Handle Length
ARMKSH-10LT	Left Handle Crank with Ergo Grip Handle Knob	MK-10000L	10000/20000/30000 LS/RS	76mm
ARMKSH-10RT	Right Handle Crank with Ergo Grip Handle Knob	MK-10000R	10000/20000/30000 LS/RS	76mm
ARMKSH-LT	Left Handle Crank with Aluminum Handle Knob	MK-20000/30000LS	10000/20000/30000 LS/RS	83mm
ARMKSH-RT	Right Handle Crank with Aluminum Handle Knob	MK-20000/30000RS	10000/20000/30000 LS/RS	83mm

Model	Gear Ratio	Bearings	Weight (oz.)	LINE Retrieve	Max Drag	Mono Line Capacity	Braided line rating
MAKAIRA SPINNING REELS							
MK-10000L*	4.9:1	9HPB + 1RB	28.2	40"	55-lbs	470/12, 340/15, 280/20	415/50, 290/65
MK-20000LS*	5.8:1	9HPB + 1RB	35	51.6"	66-lbs	580/20, 430/25, 330/30	490/65, 400/80
MK-30000LS*	5.8:1	9HPB + 1RB	39	65.7"	66-lbs	490/40, 360/50, 300/60	700/80, 570/100
MK-10000R	4.9:1	9HPB + 1RB	28.2	40"	55-lbs	470/12, 340/15, 280/20	415/50, 290/65
MK-20000RS	5.8:1	9HPB + 1RB	35	51.6"	66-lbs	580/20, 430/25, 330/30	490/65, 400/80
MK-30000RS	5.8:1	9HPB + 1RB	39	65.7"	66-lbs	490/40, 360/50, 300/60	700/80, 570/100

*Left Handed Retrieve

CEDROS

CEDROS REELS

- DFD: Precision Dual Force Drag system
- Multi-disc drag adjustment for more precise settings
- LITECAST: Body construction is 15% lighter
- CRC: Corrosion resistant coating process
- 6HPB + 1RB corrosion resistant stainless steel bearings
- Dual anti-reverse feature on 8000-14000 sizes
- Quick-Set anti-reverse roller bearing
- Manual bail trip function 8000-14000 sizes
- HDGII: Corrosion resistant, High density gearing
- Precision machine cut brass pinion gear
- Machined aluminum, 2-tone anodized spool
- Machined aluminum, screw-in handle arm
- Cedros spinning reels are backed by a 1-year limited warranty



CJ-10000



CJ-8000



Specifically designed for saltwater use, the Cedros spinning reels feature Okuma's Litecast Blade body design, Dual Force Drag System for extreme stopping power & our proprietary High Density Gearing with a special corrosion resistant coating. Combine this with a high-speed gear ratio & a customized aluminum handle, you have one of the best saltwater jig fishing reels on the market.

MODEL	GEAR RATIO	BEARINGS	WEIGHT (OZ.)	LINE RETRIEVE	MAX DRAG	MONO LINE CAPACITY	BRAIDED LINE RATING
CEDROS SPINNING REELS							
CJ-4000H	5.8:1	6BB + 1RB	13.4	35.4"	33-lbs	280/8, 230/10, 190/12	230/30, 190/40
CJ-6000H	5.8:1	6BB + 1RB	14.3	39.8"	33-lbs	320/12, 215/16, 175/20	320/40, 270/50
CJ-8000	5.4:1	6BB + 1RB	22.0	40.9"	44-lbs	440/12, 300/16, 245/20	500/40, 425/50
CJ-10000	5.4:1	6BB + 1RB	22.7	44.1"	44-lbs	550/12, 375/16, 305/20	500/50, 330/65
CJ-14000	5.4:1	6BB + 1RB	22.9	45.8"	44-lbs	690/12, 470/16, 380/20	410/65, 370/85

AZORES

AZORES SALTWATER REELS

- DFD: Precision Dual Force Drag system
- Precision click drag adjustment for more precise settings
- Multi-disc, Carbonite & felt drag washers for DFD
- 6HPB + 1RB corrosion resistant stainless steel bearings
- Quick-Set anti-reverse roller bearing plus ratchet system
- Dual anti-reverse system for maximum security
- Precision machine cut brass pinion gear
- CRC: Corrosion-resistant coating process
- HDGII: Corrosion-resistant, High density gearing
- ALC: Rigid diecast aluminum body, sideplate & rotor
- MSS: carbon Mechanical Stabilizing System
- Machined aluminum, 2-tone anodized spool with LCS lip
- Machined aluminum handle arm for added strength
- Hydro Block water tight drag seal
- Heavy duty, solid aluminum bail wire
- Azores spinning reels are backed by a 1-year limited warranty



Z-6000H-BLUE



Z-8000H-BLUE

MODEL	GEAR RATIO	BEARINGS	WEIGHT (OZ.)	LINE RETRIEVE	MAX DRAG	MONO LINE CAPACITY	BRAIDED LINE RATING
CEDROS SPINNING REELS							
Z-4000H-BLUE	5.8:1	6BB + 1RB	12.0	35.8"	28-lbs	300/8, 250/10, 210/12	215/30, 150/40
Z-6000H-BLUE	5.8:1	6BB + 1RB	18.5	41.2"	29-lbs	310/12, 215/16, 180/20	270/50, 180/65
Z-8000H-BLUE	5.4:1	6BB + 1RB	25.6	43.4"	44-lbs	460/12, 320/16, 270/20	370/50, 245/65
Z-14000H-BLUE	5.4:1	6BB + 1RB	26.3	47.4"	44-lbs	680/12, 470/16, 400/20	300/65, 240/80



ITX

MACHINED ALUMINUM SCREW IN HANDLE DESIGN WITH TGT GRIP

The machined aluminum handle screws directly into the reel for the ultimate in a direct & secure connection.

(TGT: Traction Grip Technology)

ITX CARBON REELS

- Lightweight & rigid C-40X rotor & TCA construction
- Multi-disc, carbon fiber drag system with Hydro Block gasket
- 7HPB + 1RB High Performance, grease packed bearings
- Quick-Set anti-reverse roller bearing
- CFR: Cyclonic Flow Rotor Technology
- Machined aluminum screw in handle design
- TGT Grip: Traction Grip Technology
- Precision machine cut brass pinion gear
- Machined aluminum, 2-tone anodized aluminum spool
- Heavy duty, solid aluminum bail wire
- RESII: Computer balanced Rotor Equalization System
- ITX spinning reels are backed by a 1-year limited warranty



MODEL	GEAR RATIO	BEARINGS	WEIGHT (OZ.)	LINE RETRIEVE	MAX DRAG	MONO LINE CAPACITY	BRAIDED LINE RATING
ITX CARBON REELS							
ITX-1000H	5.8:1	7HPB + 1RB	7.1	28.7"	7-lbs	280/2, 140/4, 110/6	150/15
ITX-2500H	6.0:1	7HPB + 1RB	8.3	33.5"	18-lbs	195/6, 165/8, 130/10	130/30
ITX-3000H	6.0:1	7HPB + 1RB	8.3	33.5"	18-lbs	240/6, 200/8, 160/10	160/30
ITX-4000H	6.0:1	7HPB + 1RB	10.1	37.0"	22-lbs	260/8, 220/10, 180/12	215/30




SURF-8K

SURF-8K REELS

- Carbonite drag washers on Dual Force Drag
- Heavy duty, brass DFD & spool shaft stabilizer
- 5HPB+1RB corrosion resistant stainless steel bearings
- CRC: Corrosion-Resistant Coating process
- Machined aluminum, screw in handle system
- Slow oscillation system for improved line lay
- Corrosion resistant frame, sideplate and rotor
- CFR: Cyclonic Flow Rotor technology
- Hydro Block water tight drag seal
- Machined aluminum, 2-tone anodized spool with LCS lip
- Heavy duty solid aluminum bail wire
- RESII: Computer balanced Rotor Equalizing System
- SURF-8K reels are backed by a 1-year limited warranty

MODEL	GEAR RATIO	BEARINGS	WEIGHT (OZ.)	LINE RETRIEVE	MAX DRAG	MONO LINE CAPACITY	BRAIDED LINE RATING
SURF-8K REELS							
SURF-8K	4.7:1	5HPB + 1RB	26.9	42.6"	40-lbs	770/12, 540/16, 450/20	840/40, 710/50

CFR CYCLONIC FLOW ROTOR

ROCKAWAY SURF

ROCKAWAY SURF & BAITFEEDER REELS

- 4BB + 1RB stainless steel bearing system
- Quick-Set anti-reverse roller bearing
- 5.3:1 gear ratio with 40.9" of line pickup
- Precision machine cut brass pinion gear
- CFR: Cyclonic Flow Rotor technology
- Corrosion resistant frame, sideplate & rotor
- Rigid metal handle design to reduce flex
- Long cast, 2-tone anodized aluminum spool
- On/Off auto trip baitfeeding system on RBF models
- 5BB + 1RB stainless steel bearing system on RBF model
- ROCKAWAY reels are backed by a 1-year limited warranty

MODEL	GEAR RATIO	BEARINGS	WEIGHT (OZ.)	LINE RETRIEVE	MAX DRAG	MONO LINE CAPACITY	BRAIDED LINE RATING
ROCKAWAY SURF REELS							
RA-6000	5.3:1	4BB + 1RB	17.0	40.9"	26-lbs	375/12, 260/16, 220/20	400/40
RA-8000	5.3:1	4BB + 1RB	18.7 oz	48.4"	35-lbs	550/12, 370/16, 305/20	570/40
ROCKAWAY BAITFEEDER REELS							
RBF-8000	5.3:1	5BB + 1RB	20.7 oz	48.4"	35-lbs	550/12, 370/16, 305/20	570/40

CFR CYCLONIC FLOW ROTOR





CDX-60

Coronado CDX

CORONADO CDX BAITFEEDER REELS

- On/Off auto trip bait feeding system
- DFD: Precision Dual Force Drag system
- Carbonite drag washers on Dual Force Drag
- Heavy duty, brass DFD & spool shaft stabilizer
- 4HPB+1RB corrosion resistant stainless steel bearings
- Quick-Set anti-reverse bearing allows for zero back play in handle
- CRC: Corrosion-Resistant Coating process
- Machined aluminum, screw in handle system
- Slow oscillation system for improved line lay
- Corrosion resistant frame, sideplate and rotor
- CFR: Cyclonic Flow Rotor technology
- Hydro Block water tight drag seal
- Machined aluminum, 2-tone anodized spool with LCS lip
- Heavy duty solid aluminum bail wire
- RESII: Computer balanced Rotor Equalizing System
- Coronado reels are backed by a 1-year limited warranty

MODEL	GEAR RATIO	BEARINGS	WEIGHT (OZ.)	LINE RETRIEVE	MAX DRAG	MONO LINE CAPACITY	BRAIDED LINE RATING
CORONADO CDX BAITFEEDER REELS							
CDX-55	4.4:1	4HPB+1RB	19.4	32.5"	28-lbs	385/10, 325/12, 285/14	245/50
CDX-60	4.4:1	4HPB+1RB	19.8	34.1"	26.9-lbs	385/12, 270/16, 225/20	290/50
CDX-65	4.9:1	4HPB+1RB	29.0	41.7"	33.7-lbs	540/12, 380/16, 320/20	315/65
CDX-80	4.9:1	4HPB+1RB	30.1	45.4"	37.5-lbs	690/12, 485/16, 405/20	235/80

CFR CYCLONIC FLOW ROTOR



HSX-30

Helios SX

HELIOS SX REELS

- Lightweight C-40X carbon frame & sideplates
- C-40X Cyclonic Flow Rotor for corrosion resistance
- TCA: Torsion Control Armor reduces twisting
- 8HPB + 1RB corrosion resistant stainless steel bearings
- Quick-Set anti-reverse roller bearing
- Precision machine cut brass pinion gear
- ALG: Precision AlumiLite alloy main gear & oscillating gears
- Rigid, machined aluminum, anodized handle
- Lightweight, EVA handle knobs for comfort
- Precision Elliptical Gearing system
- Machined aluminum, 2-tone anodized spool
- Heavy duty, solid aluminum bail wire
- RESII: Computer balanced Rotor Equalizing System
- Backed by a 1-year limited warranty

MODEL	GEAR RATIO	BEARINGS	WEIGHT (OZ.)	LINE RETRIEVE	MAX DRAG	MONO LINE CAPACITY	BRAIDED LINE RATING
HELIOS SX SPINNING REELS							
HSX-20	5.0:1	8HPB+1RB	6.2	24.7"	6-lbs	220/2, 140/4, 110/6	130/10, 110/15
HSX-30	5.0:1	8HPB+1RB	7.0	27.8"	13-lbs	240/6, 200/8, 160/10	180/15, 130/20
HSX-40	5.0:1	8HPB+1RB	9.1	30.9"	13-lbs	260/8, 220/10, 180/12	215/30, 150/40
HSX-40S*	5.8:1	8HPB+1RB	9.1	35.9"	13-lbs	260/8, 220/10, 180/12	215/30, 150/40

*High Speed Reel

C-40X Torsion Control Armor CFR CYCLONIC FLOW ROTOR



ISX-40B

Inspira

INSPIRA REELS

- Lightweight C-40X carbon frame & sideplates
- 8BB + 1RB stainless steel bearings
- Quick-Set anti-reverse roller bearing
- Precision machine cut brass pinion gear
- Rigid, forged aluminum, anodized handle
- Lightweight, EVA handle knobs for comfort
- Precision Elliptical Gearing system
- Machined aluminum, 2-tone anodized spool
- Heavy duty, solid aluminum bail wire
- CFR: Cyclonic Flow Rotor
- Inspira spinning reels are backed by a 1-year limited warranty

MODEL	GEAR RATIO	BEARINGS	WEIGHT (OZ.)	LINE RETRIEVE	MAX DRAG	MONO LINE CAPACITY	BRAIDED LINE RATING
INSPIRA SPINNING REELS							
ISX-20B	5.0:1	8BB+1RB	6.5	24.7"	6-lbs	220/2, 140/4, 110/6	130/10, 110/15
ISX-30B	5.0:1	8BB+1RB	7.4	27.5"	13-lbs	240/6, 200/8, 160/10	180/15, 130/20
ISX-40B	5.0:1	8BB+1RB	9.1	30.9"	13-lbs	260/8, 220/10, 180/12	215/30, 150/40

C-40X Torsion Control Armor CFR CYCLONIC FLOW ROTOR



EPXT-30

Epixor XT

EPIXOR XT REELS

- TCA: Torsion Control Armor reduces twisting
- Multi-disc, Japanese oiled felt drag washers
- 7BB+1RB stainless steel bearings
- Quick-Set anti-reverse bearing
- Precision machine cut brass pinion gear
- Slow oscillation system for improved line lay
- Corrosion resistant frame, sideplate and rotor
- CFR: Cyclonic Flow Rotor technology
- Rigid metal handle design for strength
- Machined aluminum, 2-tone anodized spool with LCS lip
- Heavy duty solid aluminum bail wire
- RESII: Computer balanced Rotor Equalizing System
- Epixor XT reels are backed by a 1-year limited warranty

MODEL	GEAR RATIO	BEARINGS	WEIGHT (OZ.)	LINE RETRIEVE	MAX DRAG	MONO LINE CAPACITY	BRAIDED LINE RATING
EPIXOR XT SPINNING REELS							
EPXT-20	5.0:1	7BB+1RB	7.3	23.9"	11-lbs	280/2, 140/4, 110/6	150/15
EPXT-30	5.0:1	7BB+1RB	8.8	27.0"	17.6-lbs	240/6, 200/8, 160/10	215/15
EPXT-40	5.0:1	7BB+1RB	10.7	30.1"	22.1-lbs	260/8, 220/10, 180/12	200/30
EPXT-55	5.0:1	7BB+1RB	11.1	34.3"	26-lbs	310/12, 215/16, 180/20	280/50
EPXT-30S	6.0:1	7BB+1RB	8.8	33.4"	17.6-lbs	240/6, 200/8, 160/10	215/15
EPXT-40S	6.0:1	7BB+1RB	10.7	37.1"	22.1-lbs	260/8, 220/10, 180/12	200/30

† Power Handle

Torsion Control Armor CFR CYCLONIC FLOW ROTOR

Ceymar

CEYMAR REELS

- Multi-disc, oiled felt drag system
- 7 BB + 1RB for ultimate smoothness
- C-10 /20 sizing features 6BB+1RB
- Quick-Set anti-reverse roller bearing
- Precision machine cut brass pinion gear
- Corrosion resistant frame, sideplate and rotor
- Rigid, forged aluminum, black anodized handle design
- Lightweight, EVA handle knobs for comfort
- C-65 - models feature ergo grip handle style
- Precision Elliptical Gearing system
- Machined aluminum, 2-tone anodized spool
- Heavy duty, solid aluminum bail wire
- RESII: Computer balanced Rotor Equalizing System
- Narrow Blade Body Design for reduced fatigue
- Ceymar spinning reels are backed by a 1-year limited warranty

CEYMAR BAITFEEDER REELS

- On/Off auto trip bait feeding system
- Multi-disc, Japanese oiled felt drag washers
- 7BB+1RB stainless steel bearings
- Quick-Set ant-reverse bearing
- Precision machine cut brass pinion gear
- Corrosion resistant frame, sideplate and rotor
- CFR: Cyclonic Flow Rotor technology
- Precision Elliptical Gearing System
- Rigid metal handle design for strength
- Machined aluminum, 2-tone anodized spool with LCS lip
- Heavy duty solid aluminum bail wire
- RESII: Computer balanced Rotor Equalizing System
- Ceymar reels are backed by a 1-year limited warranty



MODEL	GEAR RATIO	BEARINGS	WEIGHT (OZ.)	LINE RETRIEVE	MAX DRAG	MONO LINE CAPACITY	BRAIDED LINE RATING
CEYMAR SPINNING REELS							
C-10	5.0:1	6BB+1RB	6.0	22.6"	5-lbs	210/2, 110/4, 70/6	90/10, 80/15
C-20	5.0:1	6BB+1RB	6.8	24.0"	6-lbs	280/2, 140/4, 110/6	180/10, 140/15
C-30	5.0:1	7BB+1RB	8.2	26.6"	13-lbs	300/4, 185/6, 145/8	180/15, 155/20
C-40	5.0:1	7BB+1RB	10.0	30.9"	13-lbs	265/8, 185/10, 160/12	215/30, 150/40
C-55	4.5:1	7BB+1RB	14.2	32"	18-lbs	315/12, 265/14, 200/18	375/30, 255/50
C-65†	4.8:1	7BB+1RB	20.7	37.6"	22-lbs	300/15, 260/20, 190/25	305/50, 205/65
CEYMAR BAITFEEDER REELS							
CBF-500	5.0:1	7BB+1RB	6.7	21.9"	6-lbs	165/2, 85/4, 65/6	85/15, 65/20
CBF-1000	5.0:1	7BB+1RB	7.1	24.0"	6-lbs	280/2, 140/4, 100/6	180/10, 140/15
CBF-3000	5.0:1	7BB+1RB	9.5	28.0"	18-lbs	240/6, 200/8, 165/10	160/30, 140/40
CBF-40	5.0:1	7BB+1RB	11.2	30.9"	13-lbs	295/8, 250/10, 210/12	240/30, 200/40
CBF-55†	4.5:1	7BB+1RB	15.8	32"	19-lbs	310/12, 275/14, 220/16	310/40, 260/50
CBF-65†	4.8:1	7BB+1RB	24.6	37.6"	33-lbs	280/16, 235/20, 190/2	370/50, 240/65

† Ergo Grip Handle

Ceymar TG

CEYMAR TACTICAL GREEN REELS

- Multi-disc, carbon fiber drag washers
- 7BB + 1RB for ultimate smoothness
- Quick-Set anti-reverse roller bearing
- Precision machine cut brass pinion gear
- Corrosion resistant body, sideplate and rotor
- CFR: Cyclonic Flow Rotor technology
- On/Off auto trip baitfeeding system on TGF models
- Rigid, metal handle design for maximum stability
- Lightweight, EVA handle knobs for comfort
- Precision Elliptical Gearing system
- Machined aluminum, anodized spool
- Heavy duty, solid aluminum bail wire
- RESII: Computer balanced Rotor Equalizing System
- Ceymar TG reels are backed by a 1-year limited warranty



MODEL	GEAR RATIO	BEARINGS	WEIGHT (OZ.)	LINE RETRIEVE	MAX DRAG	MONO LINE CAPACITY	BRAIDED LINE RATING
CEYMAR TACTICAL GREEN SPINNING REELS							
NEW TG-500	5.0:1	7BB + 1RB	6.0	22.6"	5-lbs	210/2, 110/4, 70/6	90/10, 80/15
NEW TG-1000	5.0:1	7BB + 1RB	6.8	24"	6-lbs	280/2, 140/4, 110/6	180/10, 140/15
NEW TG-3000	5.0:1	7BB+1RB	8.2	26.6"	13-lbs	300/4, 185/6, 145/8	180/15, 155/20
NEW TG-4000	5.0:1	7BB+1RB	10.0	30.9"	13-lbs	265/8, 185/10, 160/12	215/30, 150/40
CEYMAR TACTICAL GREEN BAITFEEDER REELS							
NEW TGF-500	5.0:1	7BB+1RB	6.7	21.9"	6-lbs	165/2, 85/4, 65/6	85/15, 65/20
NEW TGF-1000	5.0:1	7BB+1RB	7.1	24"	6-lbs	280/2, 140/4, 100/6	180/10, 140/15



AV-3000



AV-8000



AV-3000LE

AVENGER

AVENGER REELS

- Multi-disc, Japanese oiled felt drag system
- 6BB + 1RB for ultimate smoothness & performance
- Quick-Set anti-reverse roller bearing
- Precision machine cut brass pinion gear
- Corrosion resistant frame, sideplate and rotor
- CFR: Cyclonic Flow Rotor technology
- Precision Elliptical Gearing system
- Avenger spinning reels are backed by a 1-year limited warranty

MODEL	GEAR RATIO	BEARINGS	WEIGHT (OZ.)	LINE RETRIEVE	MAX DRAG	MONO LINE CAPACITY	BRAIDED LINE RATING
AVENGER SPINNING REELS							
AV-500a	5.0:1	6BB+1RB	6.2	21.8"	6-lbs	165/2, 85/4, 65/6	120/10, 70/20
AV-1000a	5.0:1	6BB+1RB	6.7	24.0"	6-lbs	280/2, 140/4, 100/6	200/10, 120/20
AV-2500	5.0:1	6BB+1RB	7.8	25.8"	15-lbs	180/6, 150/8, 125/10	120/30, 100/40
AV-3000	5.0:1	6BB+1RB	7.8	25.8"	15-lbs	210/6, 170/8, 140/10	140/30, 120/40
AV-4000	5.0:1	6BB+1RB	10.0	30.1"	17-lbs	265/8, 220/10, 185/12	215/30, 180/40
AV-6000	4.5:1	6BB+1RB	14.1	31.1"	33-lbs	280/12, 195/16, 165/20	300/40, 260/50
AV-8000	4.8:1	6BB+1RB	20.0	38.3"	35-lbs	380/12, 265/16, 225/20	410/40, 350/50
AV-10000	4.8:1	6BB+1RB	20.0	38.3"	35-lbs	465/12, 325/16, 270/20	430/50, 280/65
AVENGER SPINNING REELS - SPECIAL EDITION							
AV-1000-LEa	5.0:1	6BB+1RB	6.7	24.0"	6-lbs	280/2, 140/4, 100/6	180/10, 140/15
AV-3000-LE	5.0:1	6BB+1RB	7.8	25.8"	15-lbs	210/6, 170/8, 140/10	140/30, 120/40
AV-4000-LE	5.0:1	6BB+1RB	10.0	30.1"	17-lbs	265/8, 220/10, 185/12	215/30, 180/40

CFR CYCLONIC FLOW ROTOR

AVENGER ABF

AVENGER BAITFEEDER REELS

- On/Off auto trip bait feeding system
- Multi-disc, Japanese oiled felt drag system
- 6BB + 1RB stainless steel bearing system
- Quick-Set anti-reverse roller bearing
- Precision machine cut brass pinion gear
- CFR: Cyclonic Flow Rotor technology
- Corrosion resistant frame, sideplate & rotor
- Rigid metal handle design to reduce flex
- Machined aluminum, 2-tone anodized spool
- RESII: Computer balanced Rotor Equalizing System
- Avenger ABF reels are backed by a 1-year limited warranty



ABF-500



ABF-1000

BAITFEEDING SYSTEM

Okuma's baitfeeding system allows anglers to disengage their spinning reel spool & allow their bait to run freely. The baitfeeding system incorporates a secondary micro-adjustable drag system at the rear of the reel that allows for precise adjustment of the spool for bait control. In order to disengage this system simply turn the handle. The On/Off lever on the rear of the reel will automatically disengage the baitfeeding system so you can fight your fish with the main drag system.

MODEL	GEAR RATIO	BEARINGS	WEIGHT (OZ.)	LINE RETRIEVE	MAX DRAG	MONO LINE CAPACITY	BRAIDED LINE RATING
AVENGER BAITFEEDER REELS							
ABF-500	5.0:1	6BB+1RB	6.7	21.9"	6-lbs	165/2, 85/4, 65/6	85/15, 65/20
ABF-1000	5.0:1	6BB+1RB	7.1	24.0"	6-lbs	280/2, 140/4, 100/6	180/10, 140/15
ABF-3000	5.0:1	6BB+1RB	10.1	28.0"	18-lbs	240/6, 200/8, 165/10	160/30, 140/40
ABF-4000	5.0:1	6BB+1RB	11.7	30.9"	22-lbs	285/8, 230/10, 190/12	230/30, 190/40
ABF-6000	4.5:1	6BB+1RB	17.0	31.4"	26-lbs	325/12, 220/16, 180/20	340/40, 290/50
ABF-8000	4.5:1	6BB+1RB	17.8	34.1"	26-lbs	440/12, 300/16, 245/20	460/40, 390/50

CFR CYCLONIC FLOW ROTOR



ALARIS

ALARIS REELS

- Multi-disc, Japanese oiled felt drag washers
- 3BB+1RB stainless steel bearings
- Quick-Set anti-reverse bearing
- Precision machine cut brass pinion gear
- Corrosion resistant frame, sideplate and rotor
- CFR: Cyclonic Flow Rotor technology
- Rigid metal handle design for strength
- Machined aluminum, 2-tone anodized spool with LCS lip
- Corrosion-resistant stainless steel bail wire
- RESII: Computer balanced Rotor Equalizing System
- Alaris reels are backed by a 1-year limited warranty



ALS-30

ALS-40

MODEL	GEAR RATIO	BEARINGS	WEIGHT (OZ.)	LINE RETRIEVE	MAX DRAG	MONO LINE CAPACITY	BRAIDED LINE RATING
ALARIS SPINNING REELS							
ALS-20	4.8:1	3BB+1RB	7.0	23.9"	11.9-lbs	280/2, 140/4, 110/6	180/10, 140/15
ALS-30	5.0:1	3BB+1RB	8.4	27.8"	15.9-lbs	240/6, 200/8, 160/10	300/15, 240/20
ALS-40	5.0:1	3BB+1RB	9.2	33.4"	17.4-lbs	260/8, 220/10, 180/12	210/30, 180/40
ALS-45	5.0:1	3BB+1RB	10.4	30.9"	18.7-lbs	280/8, 230/10, 185/12	220/30, 185/40
ALS-55	4.5:1	3BB+1RB	14.9	32.5"	30-lbs	310/12, 215/16, 180/20	185/40, 260/50
ALS-65	4.5:1	3BB+1RB	15.1	34.4"	30-lbs	400/12, 280/16, 230/20	340/50, 225/65

CFR CYCLONIC FLOW ROTOR



ROX-55



ARIA-30a

ROX

ROX REELS

- 2 Ball bearing drive for smoothness & longevity
- Oiled felt drag washers for smooth operation
- Corrosion resistant frame, sideplate and rotor
- Rigid aluminum handle design
- Durable stainless steel bail wire
- Backed by a 1-year limited warranty

MODEL	GEAR RATIO	BEARINGS	WEIGHT (OZ.)	LINE RETRIEVE	MAX DRAG	MONO LINE CAPACITY	BRAIDED LINE RATING
CEDROS SPINNING REELS							
ROX-20	5.0:1	2BB	7.3	23.9"	11-lbs	280/2, 140/4, 110/6	150/10, 115/15
ROX-30	5.0:1	2BB	8.8	27.0"	17.6-lbs	240/6, 200/8, 160/10	340/15, 270/20
ROX-40	5.0:1	2BB	10.7	30.1"	22.1-lbs	260/8, 220/10, 180/12	-
ROX-55	5.0:1	2BB	11.1	34.3"	26-lbs	310/12, 215/16, 180/20	330/40, 280/50

ARIA "A"

ARIA "A" REELS

- Multi-disc, oiled felt drag washers
- 1 ball bearing drive for smoothness and durability
- Precision machine cut brass pinion gear
- Corrosion resistant body and rotor
- CFR: Cyclonic Flow Rotor technology
- Machined aluminum, anodized spool
- Corrosion-resistant stainless steel bail wire
- RESII: Computer balanced Rotor Equalizing System
- Aria reels are backed by a 1-year limited warranty

MODEL	GEAR RATIO	BEARINGS	WEIGHT (OZ.)	LINE RETRIEVE	MAX DRAG	MONO LINE CAPACITY	BRAIDED LINE RATING
ROX SPINNING REELS							
NEW ARIA-1000a	4.8:1	1BB	6.5	24.0"	11-lbs	280/2, 140/4, 110/6	180/10, 140/15
NEW ARIA-3000a	5.0:1	1BB	7.8	28.0"	15-lbs	240/6, 200/8, 160/10	300/15, 240/20
NEW ARIA-C4000a†	5.0:1	1BB	8.3	33.5"	18-lbs	260/8, 220/10, 180/12	210/30, 180/40
NEW ARIA-5000a	5.0:1	1BB	9.4	31.1"	20-lbs	295/10, 240/12, 210/14	240/40, 210/50

† Compact Body

CFR CYCLONIC FLOW ROTOR



BAITCAST REELS

At Okuma Fishing Tackle we deliver more than fishing gear. We deliver the motivation to hit the water, the energy to maintain focus & the excitement that injects every cast with high expectations. From avid recreational angler to touring professional, Okuma baitcast reels are a step above. Find premium features like Japanese ABEC-5 spool bearings & aluminum gears as standard features in tournament models instead of aftermarket upgrades. Our selection is not simply a platform upon which to begin customization, but the best a reel can be at every price.



HAKAI

HAKAI DT LOW PROFILE BAITCAST

- LiteCast magnesium frame: corrosion resistant coating
- Corrosion Resistant sideplates for maximum durability
- 42mm oversized hardened machine cut brass main gear
- Multi-disc Stainless Steel and Carbon Hybrid drag system
- Super tuner flitespool developed by Dream Tackle Design
- Patented fliteshaft hollow stainless steel main shaft
- Built in, universal line diameter indicator
- External adjustable magnetic cast control system
- Precision C-40x carbon injection star drag
- 6BB + 1RB stainless steel bearings for ultimate smoothness
- Quick-Set anti-reverse roller bearing for solid hook sets
- Hakai reels are backed by a 3-year limited warranty

HDT101-A



HDT101H-A



HDT101X-A



	MODEL	GEAR RATIO	BEARINGS	WEIGHT (OZ.)	LINE RETRIEVE	MAX DRAG	MONO LINE CAPACITY	BRAIDED LINE RATING
	HAKAI DT LOW PROFILE BAITCAST REELS							
NEW	HDT100-A	6.2:1	6BB + 1RB	5.9	25.2"	20-lbs	110/12 , 100/14 , 75/16	140/30, 90/50
NEW	HDT100H-A	7.3:1	6BB + 1RB	5.9	29.9"	20-lbs	110/12 , 100/14 , 75/16	140/30, 90/50
NEW	HDT100X-A	8.1:1	6BB + 1RB	6.0	33.0"	20-lbs	110/12 , 100/14 , 75/16	140/30, 90/50
NEW	HDT101-A*	6.2:1	6BB + 1RB	5.9	25.2"	20-lbs	110/12 , 100/14 , 75/16	140/30, 90/50
NEW	HDT101H-A*	7.3:1	6BB + 1RB	5.9	29.9"	20-lbs	110/12 , 100/14 , 75/16	140/30, 90/50
NEW	HDT101X-A*	8.1:1	6BB + 1RB	6.0	33.0"	20-lbs	110/12 , 100/14 , 75/16	140/30, 90/50
	HAKAI DT LOW PROFILE FLIPPING & PITCHING BAITCAST REELS							
NEW	HDT101X-A1*	8.1:1	6BB + 1RB	5.9	33.0"	20-lbs	100/8 , 90/10 , 75/12	80/30
NEW	HDT100X-A1	8.1:1	6BB + 1RB	5.9	33.0"	20-lbs	100/8 , 90/10 , 75/12	80/30
	HAKAI DT LOW PROFILE FINESSE BAITCAST REELS							
NEW	HDT100X-A†	8.1:1	6BB + 1RB	5.9	33.0"	11-lbs	100/8 , 90/10 , 75/12	80/30
NEW	HDT101X-A†	8.1:1	6BB + 1RB	5.9	33.0"	11-lbs	100/8 , 90/10 , 75/12	80/30

*Left Handed Retrieve † Shallow Spool

FLITE SPOOL **FLITE SHAFT**



FLITE SHAFT

"Flite shaft": Patented hollow stainless steel main shaft with precision SUS balls pressed on 2 ends. Providing the perfect balance point between weight, strength and smoothness.

Hollow main shaft



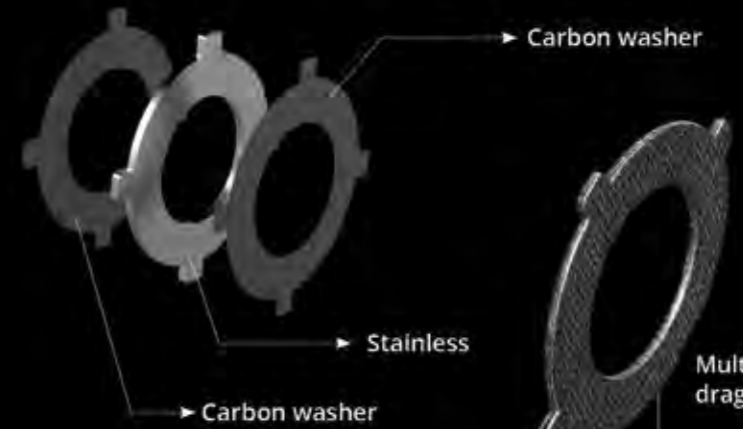
FLITE SPOOL

Flight spool is a Dream Tackle Design allowing Okuma to offer a super tuned spool, 33 mm O/D, 0.4mm uniform thickness. Spool weights only 9.5g (0.33oz) and was developed for long distance casting as well as finesse style fishing.

LITECAST



"LiteCast" Magnesium frame with extra ordinary treatment for corrosion resistance. Extra compact body, only 167g(5.9oz).



Multi-disc, Stainless steel & Carbon Hybrid drag washers, up to 9kg(20lbs) max drag.



UNIVERSAL LINE DIAM. INDICATOR

Always know what line you spooled on your reel when you pick it up.

Can be rotated



OVERSIZE MAIN GEAR

42mm oversized hardened brass main gear. Multi-disc, stainless-steel and carbon fiber hybrid drag washers for maximum drag output up to 9kg (20lbs).

42mm

KOMODO SS

KOMODO SS LOW PROFILE BAITCAST

- Stainless steel main gear for ultimate power & strength
- Precision machine cut stainless steel pinion gear
- Heavy-duty stainless-steel drive & spool shafts
- ALC: Rigid diecast aluminum frame & sideplates
- CRC: Corrosion-Resistant Coating process
- A6061-T6 machined aluminum, anodized spool
- Multi-disc high output Carbonite drag system
- Micro-click drag star for precise drag settings
- 350 size: 6HPB+1RB corrosion resistant stainless-steel bearings
- 450 size: 7HPB+1RB corrosion resistant stainless-steel bearings
- Precision Japanese ABEC-5 spool bearings
- Dual anti-reverse 350/450 sizes for maximum reliability
- Quick-Set anti-reverse roller bearing
- 6-pin Velocity Control casting system
- 350/450 sizes: Synchronized levelwind optimized for braided line
- Zirconium line guide inserts for use with braided line
- Available in both right & left-handle retrieve
- 350/450 Sizes: On/Off clicker for trolling, chunking or bait fishing
- Komodo SS reels are backed by a 3-year limited warranty



MODEL	GEAR RATIO	BEARINGS	WEIGHT (OZ.)	LINE RETRIEVE	MAX DRAG	MONO LINE CAPACITY	BRAIDED LINE RATING
KOMODO SS LOW PROFILE BAITCAST REELS							
KDS-273	7.3:1	6BB + 1RB	7.8	31.5"	20-lbs	255/10, 170/12, 135/14	185/50, 125/65
KDS-364	6.4:1	6HPB + 1RB	10.9	31"	25-lbs	250/12, 230/14, 150/20	230/50, 150/65
KDS-463	6.3:1	7HPB + 1RB	15.9	33.5"	30-lbs	290/14, 220/20, 130/30	300/50, 200/65
KDS-471	7.1:1	7HPB + 1RB	15.9	37.7"	30-lbs	290/14, 220/20, 130/30	300/50, 200/65
KDS-364P [†]	6.4:1	6HPB + 1RB	11.6	31"	25-lbs	250/12, 230/14, 150/20	230/50, 150/65
KDS-463P [†]	6.3:1	7HPB + 1RB	16.5	33.5"	30-lbs	290/14, 220/20, 130/30	300/50, 200/65
KDS-471P [†]	7.1:1	7HPB + 1RB	16.5	37.7"	30-lbs	290/14, 220/20, 130/30	300/50, 200/65
KDS-273LX*	7.3:1	6BB + 1RB	7.8	31.5"	20-lbs	255/10, 170/12, 135/14	185/50, 125/65
KDS-364LX*	6.4:1	6HPB + 1RB	10.9	31"	25-lbs	250/12, 230/14, 150/20	230/50, 150/65
KDS-463LX*	6.3:1	7HPB + 1RB	15.9	33.5"	30-lbs	290/14, 220/20, 130/30	300/50, 200/65
KDS-364PLX [†]	6.4:1	6HPB + 1RB	11.6	31"	25-lbs	250/12, 230/14, 150/20	230/50, 150/65
KDS-463PLX [†]	6.3:1	7HPB + 1RB	16.5	33.5"	30-lbs	290/14, 220/20, 130/30	300/50, 200/65

*Left Handed Retrieve † Power Handle



KDS-463P

Helios SX

HELIOS SX LOW PROFILE BAITCAST

- ALC: Rigid diecast aluminum frame & sideplates
- CRC: Corrosion Resistant Coating process
- Machined aluminum, ported spool for reduced weight
- Aluminum gears for tournament feel & reduced weight
- Multi-disc Carbonite drag system for power & smoothness
- Micro-click static drag star for precision drag settings
- Friction free shaft system allows for longer casts
- 10BB + 1RB stainless steel bearings for ultimate smoothness
- Precision Japanese ABEC-5 spool bearings, maximize freespool
- Quick-Set anti-reverse roller bearing
- New generation 12-point adjustable Velocity Control System
- Oversized carbon fiber 100mm length handle for max cranking power
- Helios SX reels are backed by a 3-year limited warranty



MODEL	GEAR RATIO	BEARINGS	WEIGHT (OZ.)	LINE RETRIEVE	MAX DRAG	MONO LINE CAPACITY	BRAIDED LINE RATING
HELIOS SX LOW PROFILE BAITCAST REELS							
HSX-266V	6.6:1	10BB + 1RB	6.3	28.0"	18-lbs	160/10, 130/12, 95/14	130/30, 90/50
HSX-273V	7.3:1	10BB + 1RB	6.3	31.5"	18-lbs	160/10, 130/12, 95/14	130/30, 90/50
HSX-281V	8.1:1	10BB + 1RB	6.3	35.0"	18-lbs	160/10, 130/12, 95/14	130/30, 90/50
HSX-273VLX*	7.3:1	10BB + 1RB	6.3	31.5"	18-lbs	160/10, 130/12, 95/14	130/30, 90/50

*Left Handle Retrieve

CITRIX

CITRIX LOW PROFILE BAITCAST

- ALC: Rigid diecast aluminum frame
- A6061-T6 machined aluminum, anodized large arbor spool
- Multi-disc Carbonite drag system
- 9BB+1RB bearing drive system
- Micro-click drag star for precise drag settings
- External adjustable centrifugal cast control system
- Quick-Set anti-reverse roller bearing
- Corrosion resistant palm sideplate
- Easy change palm sideplate access port
- Ergonomic handle design allows cranking closer to body
- Zirconium line guide inserts for use with braided line
- Citrix reels are backed by a 1-year limited warranty



MODEL	GEAR RATIO	BEARINGS	WEIGHT (OZ.)	LINE RETRIEVE	MAX DRAG	MONO LINE CAPACITY	BRAIDED LINE RATING
CITRIX LOW PROFILE BAITCAST REELS							
Ci-273a	7.3:1	9BB + 1RB	8.4	31.6"	11-lbs	160/10, 130/12, 95/14	130/30, 90/50
Ci-364a	6.4:1	7BB + 1RB	11.0	31"	25-lbs	250/12, 230/14, 150/20	230/50, 150/65
Ci-364Pa [†]	6.4:1	7BB + 1RB	11.0	31"	25-lbs	250/12, 230/14, 150/20	230/50, 150/65
Ci-273LXa*	7.3:1	9BB + 1RB	8.4	31.6"	11-lbs	160/10, 130/12, 95/14	130/30, 90/50
Ci-364LXa*	6.4:1	7BB + 1RB	11.0	31"	25-lbs	250/12, 230/14, 150/20	230/50, 150/65
Ci-364PLXa [†]	6.4:1	7BB + 1RB	11.0	31"	25-lbs	250/12, 230/14, 150/20	230/50, 150/65

*Left Handed Retrieve † Power Handle



TGT GRIP
Traction Grip Technology

SPOOL ACCESS PORT

This unique new design can be found on Okuma's low profile baitcast reels. The Spool Access Port allows for quick access to the spool by simply sliding the lock/unlock lever on the sideplate opposite the handle. This system allows for quick spool changes, but more importantly it allows quick access for adjusting the Velocity Control System.

SERRANO

SERRANO LOW PROFILE BAITCAST

- Rigid, corrosion resistant frame & sideplate construction
- 6BB + 1RB precision stainless steel bearing drive system
- Quick Set anti-reverse bearing for solid hook sets
- Precision cut, high strength brass main & pinion gears
- Externally adjustable magnetic cast control system
- 33.5mm machined aluminum, black anodized spool
- Multi-disc drag washers for consistent performance
- Double paddle, 95mm aluminum swept handle arm
- TGT Grip: Traction Grip Technology
- Serrano reels are backed by a 1-year limited warranty



MODEL	GEAR RATIO	BEARINGS	WEIGHT (OZ.)	LINE RETRIEVE	MAX DRAG	MONO LINE CAPACITY	BRAIDED LINE RATING
SERRANO LOW PROFILE BAITCAST REELS							
SRN100-A	6.5:1	6BB+1RB	7.0	26.8"	11-lbs	120/12, 110/14, 90/16	155/30, 100/50
SRN100H-A	7.2:1	6BB+1RB	7.0	29.9"	11-lbs	120/12, 110/14, 90/16	155/30, 100/50
SRN101-A*	6.5:1	6BB+1RB	7.0	26.8"	11-lbs	120/12, 110/14, 90/16	155/30, 100/50

*Left Handed Retrieve

EPIXOR

EPIXOR LOW PROFILE BAITCAST

- Corrosion resistant frame & sideplates
- Two-toned anodized, machined aluminum spool
- Multi-disc carbon fiber & stainless steel drag system
- Precision machine cut brass main & pinion gears
- 7BB + 1RB stainless steel bearing drive system
- External adjustable magnetic cast control system
- Quick-Set anti-reverse roller bearing
- Easy change palm sideplate access port
- Available in both right & left hand retrieve
- EPIXOR reels are backed by a 1-year limited warranty



MODEL	GEAR RATIO	BEARINGS	WEIGHT (OZ.)	LINE RETRIEVE	MAX DRAG	MONO LINE CAPACITY	BRAIDED LINE RATING
EPIXOR LOW PROFILE BAITCAST REELS							
EPXT-263V	6.3:1	7BB+1RB	7.6	28"	15-lbs	195/10, 165/12, 120/14	210/30, 130/50
EPXT-271V	7.0:1	7BB+1RB	7.6	30"	15-lbs	195/10, 165/12, 120/14	210/30, 130/50
EPXT-271VLX*	7.0:1	7BB+1RB	7.6	30"	15-lbs	195/10, 165/12, 120/14	210/30, 130/50

*Left Handle Retrieve

HALOGEN LOW PROFILE BAITCAST

- Corrosion resistant frame and sideplates
- 5BB + 1RB precision stainless steel bearing drive system
- Quick Set anti-reverse bearing for solid hook sets
- Precision cut, high strength brass main and pinion gears
- Externally adjustable magnetic cast control system
- 33.5mm machined aluminum, black anodized spool
- Multi-disc drags washers for consistent performance
- Halogen reels are backed by a 1-year limited warranty



MODEL	GEAR RATIO	BEARINGS	WEIGHT (OZ.)	LINE RETRIEVE	MAX DRAG	MONO LINE CAPACITY	BRAIDED LINE RATING
HALOGEN LOW PROFILE BAITCAST REELS							
NEW HG-100-A	6.5:1	5BB+1RB	7.0	26.8"	11-lbs	120/12, 110/14, 90/16	155/30, 100/50
NEW HG-100H-A	7.2:1	5BB+1RB	7.0	29.9"	11-lbs	120/12, 110/14, 90/16	155/30, 100/50
NEW HG-101-A*	6.5:1	5BB+1RB	7.0	26.8"	11-lbs	120/12, 110/14, 90/16	155/30, 100/50
NEW HG-101H-A*	7.2:2	5BB+1RB	7.0	29.9"	11-lbs	120/12, 110/14, 90/16	155/30, 100/50

*Left Handed Retrieve

CEYMAR LOW PROFILE BAITCAST

- Corrosion resistant frame & sideplates
- A6061-T6 machined aluminum, anodized U-shaped spool
- Multi-disc composite drag system
- 6BB+1RB bearing drive system
- External adjustable magnetic cast control system
- Quick-Set anti-reverse roller bearing
- Sideplate access port for quick spool changes
- Ergonomic handle design allows cranking closer to body
- Backed by a 1-year limited warranty



MODEL	GEAR RATIO	BEARINGS	WEIGHT (OZ.)	LINE RETRIEVE	MAX DRAG	MONO LINE CAPACITY	BRAIDED LINE RATING
CEYMAR LOW PROFILE BAITCAST REELS							
C-266W	6.6:1	6BB+1RB	7.6	28.5"	11-lbs	160/10, 130/12, 95/14	130/30, 90/50



CONVENTIONAL REELS

Leadership, innovation & value are not simply concepts for board rooms & PowerPoint presentations. At Okuma Fishing Tackle, these guiding principles are embodied & evident in every product. Our engineering embraces modern fishing lines & the latest in fishing rod construction to develop reels that deliver the most power with minimal weight. We're redefining the relationship between the size of a reel & the size of the fish in order to take larger trophies on smaller reels. Our reels don't intrude on the experience, they enhance it.

TESORO

TESORO STAR DRAG REELS

- High Speed 6.2:1 gear ratio
- 6061-T6 machined aluminum frame, sideplate & spool
- 17-4 grade stainless steel helical cut gearing
- Multi-disc Carbonite drag system with Cal's drag grease
- CRC: Corrosion-Resistant Coating Process
- Swept aluminum star for increased ergonomics
- Anodized aluminum swept handle reduces wobble while cranking
- 4HPB + 1RB corrosion resistant bearings, spool bearing with TSI oil
- Ergo grip handle knob with anodized aluminum handle arm
- Dual anti-reverse (mechanical & roller bearing)
- XL Gearing: Drop down gear box
- Quick-Set ant-reverse bearing allows for zero back play in handle
- MSS: Mechanical Stabilizing System for increased durability
- Self-lubricating gear system, all models
- Tesoro reels are backed by a 3-year limited warranty



TSR-12S

MODEL	GEAR RATIO	BEARINGS	WEIGHT (OZ.)	LINE RETRIEVE	MAX DRAG	MONO LINE CAPACITY	BRAIDED LINE RATING
TESORO STAR DRAG REELS							
TSR-5NS	6.2:1	4HPB + 1RB	15.7	39"	20-lbs	415/15, 305/20, 220/25	350/40, 250/60
TSR-5S	6.2:1	4HPB + 1RB	16.6	39"	20-lbs	355/20, 245/25, 205/30	465/50
TSR-10S	6.2:1	4HPB + 1RB	19.0	46"	22-lbs	320/25, 245/30, 150/40	495/50
TSR-12S	6.2:1	4HPB + 1RB	19.2	46"	22-lbs	405/25, 295/30, 185/40	475/65



CZ-5CSa

MCS

Okuma's Magnetic Control System is a fully-sealed, 100% waterproof cast control system that reduces backlash & improves casting distance by utilizing the magnetic field generated by the high RPM spinning of the spool during casting. The magnetic field is influenced by the adjustable cast control magnet which exerts an opposing force & allows for minute & accurate adjustments.

CORTEZ

CORTEZ STAR DRAG REELS

- Corrosion resistant frame and sideplates
- Machined aluminum, anodized spool
- Multi-disc Carbonite drag system
- Forged aluminum, anodized star
- MCS: External magnetic cast control system
- Anodized aluminum swept handle reduces wobble while cranking
- MSS: Mechanical Stabilizing System for increased durability
- 4BB+1RB stainless steel bearings
- Ergo grip handle knob
- Dual anti-reverse system (mechanical & roller bearing)
- XL Gearing: Drop down gear box
- Quick-Set anti-reverse roller bearing
- Self-lubricating gear system, all models
- Cortez reels are backed by a 1-year limited warranty

MODEL	GEAR RATIO	BEARINGS	WEIGHT (OZ.)	LINE RETRIEVE	MAX DRAG	MONO LINE CAPACITY	BRAIDED LINE RATING
CORTEZ STAR DRAG REELS							
CZ-5CSa	6.2:1	4BB+1RB	14.0	38"	15-lbs	410/14, 305/18, 270/20	365/50, 240/65
CZ-10CSa	6.2:1	4BB+1RB	17.6	43"	18-lbs	260/25, 350/20, 430/15	485/50, 325/65
CZ-12CSa	6.2:1	4BB+1RB	18.4	43"	18-lbs	300/30, 400/25, 540/20	425/80, 350/100

Cold Water SS

COLD WATER SS LOW PROFILE LINE COUNTER

- Stainless steel main gear for ultimate power & strength
- Precision machine cut stainless steel pinion gear
- Heavy duty stainless steel drive shaft & spool shaft
- ALC Rigid diecast aluminum frame & handle sideplate
- Mechanical line counter function measures in feet
- CVT: Clear View Technology anti-fogging line counter
- 3BB + 1RB stainless steel bearings for maximum performance
- CRC: Corrosion Resistant Coating process
- Automatic trip, spool engagement mechanism
- A6061-T6 machined aluminum, anodized spool
- Multi-disc high output Carbonite drag system
- Aluminum ratcheting drag star for precision adjustments
- Dual anti-reverse for maximum reliability
- Synchronized levelwind optimized for braided line
- Available in both right & left handle retrieve
- On/Off clicker perfect for all trolling applications
- Coldwater SS reels are backed by a 1-year limited warranty



CWS-354DLX



CWS-354D

MODEL	GEAR RATIO	BEARINGS	WEIGHT (OZ.)	LINE RETRIEVE	MAX DRAG	MONO LINE CAPACITY	BRAIDED LINE RATING
COLDWATER SS LOW PROFILE LINE COUNTER REELS							
CWS-354D	5.4:1	3BB + 1RB	12.3	26.1"	25-lbs	250/12, 230/14, 150/20	230/50, 150/65
CWS-354DLX*	5.4:1	3BB + 1RB	12.3	26.1"	25-lbs	250/12, 230/14, 150/20	230/50, 150/65

*Left Handle Retrieve

Cold Water

LOW PROFILE LINE COUNTER

COLD WATER LOW PROFILE LINE COUNTER

- ALC: Rigid diecast aluminum frame & handle sideplate
- Multi-disc, Carbonite drag system
- Balanced aluminum handle arm with Ergo Grip handle knobs
- 3BB + 1RB Stainless steel ball bearings
- Quick-Set anti-reverse roller bearing
- Oversized machine cut brass XL drive & pinion gears
- Machined aluminum, two tone anodized spool
- Mechanical line counter function measures in feet
- CVT: Clear View Technology anti-fogging line counter
- Aluminum ratcheting drag star for precision drag settings
- Automatic trip, spool engaging mechanism
- 5.4:1 gear ratio available in both left & right handle retrieve
- Cold Water LP Line Counter Reels are backed by a 1-year limited warranty



CW-354D



MODEL	GEAR RATIO	BEARINGS	WEIGHT (OZ.)	LINE RETRIEVE	MAX DRAG	MONO LINE CAPACITY	BRAIDED LINE RATING
COLD WATER LOW PROFILE LINE COUNTER REELS							
CW-354D	5.4:1	3BB+1RB	12.5	26.1"	25-lbs	250/12, 230/14, 150/20	230/50, 150/65
CW-354DLX*	5.4:1	3BB+1RB	12.7	26.1"	25-lbs	250/12, 230/14, 150/20	230/50, 150/65

*Left Handed Retrieve

Cold Water

COLD WATER LINE COUNTER REELS

- Lightweight corrosion resistant frame & sideplates
- Multi-disc, Carbonite drag system
- Aluminum handle arm with Ergo grip handle knobs
- 2BB + 1RB Stainless steel ball bearings
- Quick-set anti-reverse roller bearing
- Oversized machine cut brass XL drive & pinion gears
- Self-lubricating gearing system, all models
- Speed Lock pinion gear system, all models
- Machined aluminum, two tone anodized spool
- Dual anti-reverse system. (Mechanical & roller bearing)
- Mechanical line counter function measures in feet
- CVT: Clear View Technology anti-fogging line counter
- Aluminum ratcheting drag star for precision drag settings
- Wide Mouth levelwind: Clearance for copper lines
- Automatic trip spool engaging mechanism
- MSS: Mechanical Stabilizing System for increased durability
- DLX represent left hand crank line counter models
- Cold water Line counter reels are backed by a 1-year limited warranty



CW-303D

CW-203D-LE

CW-553LS

CW-553LS

MODEL	GEAR RATIO	BEARINGS	WEIGHT (OZ.)	LINE RETRIEVE	MAX DRAG	MONO LINE CAPACITY	BRAIDED LINE RATING
COLD WATER LINE COUNTERS							
CW-153D	5.1:1	2BB+1RB	14.6	23"	18-lbs	330/10, 290/12, 240/14	175/65, 160/80
CW-203D	5.1:1	2BB+1RB	15.0	23"	18-lbs	290/14, 230/18, 210/20	220/65, 200/80
CW-303D	4.2:1	2BB+1RB	20.0	24"	20-lbs	510/15, 420/20, 310/25	425/65, 400/80
CW-453D	4.2:1	2BB+1RB	21.8	26"	20-lbs	580/20, 430/25, 330/30	590/65, 550/80
CW-153DLX*	5.1:1	2BB+1RB	14.6	23"	18-lbs	330/10, 290/12, 240/14	175/65, 160/80
CW-203DLX*	5.1:1	2BB+1RB	15.0	23"	18-lbs	290/14, 230/18, 210/20	220/65, 200/80
CW-303DLX*	4.2:1	2BB+1RB	20.0	24"	20-lbs	510/15, 420/20, 310/25	425/65, 400/80
COLD WATER LINE COUNTERS - SPECIAL EDITION							
CW-203D-LE	5.1:1	2BB+1RB	15.0	23"	18-lbs	290/14, 230/18, 210/20	220/65, 200/80
CW-203DLX-LE*	5.1:1	2BB+1RB	15.0	23"	18-lbs	290/14, 230/18, 210/20	220/65, 200/80
COLD WATER WIRE LINE REELS							
CW-303DS	6.2:1	2BB+1RB	20.1	37.1"	20-lbs	510/15, 420/20, 310/25	425/65, 400/80
CW-453DS	6.2:1	2BB+1RB	22.0	41.3"	20-lbs	580/20, 430/25, 330/30	590/65, 550/80
CW-553LS	4.7:1	2BB+1RB	30.7	40.7"	22-lbs	680/25, 520/30, 440/40	930/65, 850/80

*Left Handed Retrieve

COLD WATER WIRE LINE REELS

- Designed with high speed gear ratios for increased line pickup
- 303/453DS models are high speed line counter reels
- 553LS is a large diameter high speed levelwind reel (no counter)
- Oversized brass XL gearing system
- Multi-disc Carbonite drag washers for maximum efficiency
- 2HPB + 1RB corrosion resistant stainless steel bearings
- Dual anti-reverse system for maximum strength & reliability
- Quick-Set stainless steel anti-reverse roller bearing
- Machined aluminum, anodized spool
- Speed Lock pinion gear system for instant engagement
- Ergo grip handle knob for increased comfort
- Wide Mouth levelwind: Increased knots clearance
- Silent retrieve system for increased smoothness
- MSS: Mechanical Stabilizing System for precise alignment
- XL gearing: Drop down gear box for maximum gear sizing
- Self-lubricating gear system for maximum heat dissipation
- Cold water DS/LS reels are backed by a 1-year limited warranty

CONVECTOR

CONVECTOR REELS

- Lightweight corrosion resistant frame & sideplates
- Machined aluminum, gun smoke anodized spool
- Stainless steel reinforcing sideplate rings
- Multi-disc Carbonite drag system
- Ratcheting drag star for precise drag settings
- 2BB+1RB Stainless steel bearing drive system
- Quick-Set anti-reverse roller bearing
- Dual anti-reverse system. (Mechanical & roller bearing)
- Speed Lock pinion gear system
- Durable high-grade brass main & pinion gear system
- XL gearing: Drop down gear box 20, 30, 45 sizes
- Self lubricating gear system, all models
- Wide Mouth levelwind ("L" models): Clearance for copper line
- Ergo grip handle knobs featured on all models
- Stainless steel Body Armor on CV-55L
- MSS: Mechanical Stabilizing System for increased durability
- Convector star drag reels are backed by a 1-year limited warranty



CV-30L

MODEL	GEAR RATIO	BEARINGS	WEIGHT (OZ.)	LINE RETRIEVE	MAX DRAG	MONO LINE CAPACITY	BRAIDED LINE RATING
CONVECTOR REELS							
CV-20L	5.1:1	2BB+1RB	16.0	23"	18-lbs	290/14, 230/18, 210/20	220/65, 200/80
CV-30L	4.0:1	2BB+1RB	20.9	24"	20-lbs	510/15, 420/20, 310/25	425/65, 400/80
CV-45L	4.0:1	2BB+1RB	22.4	26"	20-lbs	580/20, 430/25, 330/30	590/65, 550/80
CV-55L	4.0:1	2BB+1RB	34.7	34"	22-lbs	470/25, 360/30, 310/40	645/65, 590/80

CONVECTOR LOW PROFILE REELS

- Precision machine cut brass main & pinion gears
- Mechanical line counter function measures in feet
- CVT: Clear View Technology anti-fogging line counter
- 2HPB + 1RB corrosion resistant bearings
- Automatic trip, spool engagement mechanism
- A6061-T6 machined aluminum, anodized spool
- Multi-disc high output Carbonite drag system
- Quick-Set anti-reverse roller bearing
- Synchronized levelwind optimized for braided line
- Quick Drop, switch for precision lure/bait placement
- Available in both right & left-hand retrieve
- On/Off clicker perfect for all trolling applications
- Convector reels are backed by a 1-year limited warranty



CV-354D

MODEL	GEAR RATIO	BEARINGS	WEIGHT (OZ.)	LINE RETRIEVE	MAX DRAG	MONO LINE CAPACITY	BRAIDED LINE RATING
CONVECTOR LOW PROFILE REELS							
CV-163D	6.3:1	2HPB+1RB	7.9	26.8"	11-lbs	260/8, 180/12, 115/16	150/50, 100/65
CV-354D	5.4:1	2HPB+1RB	11.7	25.9"	22-lbs	300/12, 260/14, 160/20	230/50, 150/65
CV-163DLX*	6.3:1	2HPB+1RB	7.9	26.8"	11-lbs	260/8, 180/12, 115/16	150/50, 100/65
CV-354DLX*	5.4:1	2HPB+1RB	11.7	25.9"	22-lbs	300/12, 260/14, 160/20	230/50, 150/65

*Left Handle Retrieve

CONVECTOR

CONVECTOR LINE COUNTER REELS

- Lightweight corrosion resistant frame & sideplates
- Machined aluminum, gun smoke anodized spool
- Stainless steel reinforced sideplate rings
- Mechanical line counter function measures in feet
- Multi-disc Carbonite drag system
- Ratcheting drag star for precise drag settings
- 2BB+1RB Stainless steel bearing drive system
- Quick-Set anti-reverse roller bearing
- Dual anti-reverse system. (Mechanical & roller bearing)
- Speed Lock pinion gear system
- Durable high-grade brass main & pinion gear system
- XL gearing: Drop down gear box on all models
- Self lubricating gear system, all models
- Wide Mouth levelwind: Clearance for copper line
- Spool stabilizing system for increased durability
- Ergo grip handle knobs featured on all models
- DLX represents left hand crank line counter models
- MSS: Mechanical Stabilizing System for increased durability
- Convector Line Counter reels are backed by a 1-year limited warranty

MODEL	GEAR RATIO	BEARINGS	WEIGHT (OZ.)	LINE RETRIEVE	MAX DRAG	MONO LINE CAPACITY	BRAIDED LINE RATING
ALARIS SPINNING REELS							
CV-15D	5.1:1	2BB+1RB	15.8	23"	18-lbs	330/10, 290/12, 240/14	175/65, 160/80
CV-20D	5.1:1	2BB+1RB	16.5	23"	18-lbs	290/14, 230/18, 210/20	220/65, 200/80
CV-30D	4.0:1	2BB+1RB	21.5	24"	20-lbs	510/15, 420/20, 310/25	425/65, 400/80
CV-45D	4.0:1	2BB+1RB	22.9	26"	20-lbs	580/20, 430/25, 330/30	590/65, 550/80
CV-30DS [†]	6.2:1	2BB+1RB	20.6	37.1"	20-lbs	510/15, 420/20, 310/25	425/65, 400/80
CV-45DS [†]	6.2:1	2BB+1RB	22.5	41.3"	20-lbs	580/20, 430/25, 330/30	590/65, 550/80
CV-20DLX*	5.1:1	2BB+1RB	16.5	23"	18-lbs	290/14, 230/18, 210/20	220/65, 200/80
CV-30DLX*	4.0:1	2BB+1RB	21.5	24"	20-lbs	510/15, 420/20, 310/25	425/65, 400/80

*Left Handle Retrieve † High Speed



CV-20DLX

CV-30D

MAGDA^{PRO} Line Counter

MAGDA PRO LINE COUNTER REELS

- Lightweight, corrosion-resistant frame & sideplates
- Corrosion resistant spool design
- Mechanical line counter function measures in feet
- Multi-disc Carbonite drag system
- 2 Stainless steel ball bearing
- 16-point anti-reverse for improved hookups
- Line counter screw port for improved air access
- Durable Machine cut brass gearing
- Self-Lubricating Gear System, all models
- 20 - 45 sizes with Ergo grip handle knob design
- 15-size features a twin paddle handle configuration
- Automatic trip spool engaging mechanism
- Stainless steel levelwind line guide system
- DLXT represents left hand crank models
- Magda Pro reels are backed by a 1-year limited warranty



MA-45DXT

MODEL	GEAR RATIO	BEARINGS	WEIGHT (OZ.)	LINE RETRIEVE	MAX DRAG	MONO LINE CAPACITY	BRAIDED LINE RATING
HELIOS SX LOW PROFILE REELS							
MA-15DXT-T	5.1:1	2BB	12.6	23"	15-lbs	330/10, 290/12, 240/14	175/65, 160/80
MA-20DXT	5.1:1	2BB	13.8	23"	15-lbs	290/14, 230/18, 210/20	220/65, 200/80
MA-30DXT	4.0:1	2BB	16.4	24"	17-lbs	510/15, 420/20, 310/25	425/65, 400/80
MA-45DXT	4.0:1	2BB	17.4	26"	18-lbs	580/20, 430/25, 330/30	590/65, 550/80
MA-20DLXT*	5.1:1	2BB	13.2	23"	15-lbs	290/14, 230/18, 210/20	220/65, 200/80
MA-30DLXT*	4.0:1	2BB	16.5	24"	17-lbs	510/15, 420/20, 310/25	425/65, 400/80

*Left Handle Retrieve

CLASSIC PRO

CLASSIC PRO XP REELS

- Lightweight corrosion resistant frame & sideplates
- Machined aluminum, anodized spool
- Ported graphite frame design
- Stainless steel reel foot for strength
- Dependable multi-disc Rulidium drag system
- Classic Pro XP features 2 ball bearings
- Machine cut brass & stainless steel gearing
- Aluminum power handle with T-style knobs
- Self lubricating gear system
- Stainless steel levelwind line guide system
- Backed by a 1-year warranty



XP-302La

MODEL	GEAR RATIO	BEARINGS	WEIGHT (OZ.)	LINE RETRIEVE	MAX DRAG	MONO LINE CAPACITY	BRAIDED LINE RATING
CLASSIC PRO XP REELS							
XP-202La	5.1:1	2BB	12.8	23"	12-lbs	290/14, 230/18, 210/20	220/65, 200/80
XP-302La	3.8:1	2BB	15.6	24"	17-lbs	510/15, 420/20, 310/25	425/65, 400/80
XP-452La	3.8:1	2BB	16.8	25"	18-lbs	580/20, 430/25, 330/30	590/65, 550/80

CLASSIC CLX REELS

- Lightweight corrosion resistant frame & sideplates
- Corrosion resistant spool design
- Lightweight corrosion resistant, ported frame
- Stainless steel reel foot for strength
- Dependable multi-disc Rulidium drag system
- CLX features a bushing drive
- Aluminum power handle with T-style knobs
- Self lubricating gear system
- Stainless steel levelwind line guide system
- CLX reels are backed by a 1-year limited warranty



CLX-200La

MODEL	GEAR RATIO	BEARINGS	WEIGHT (OZ.)	LINE RETRIEVE	MAX DRAG	MONO LINE CAPACITY	BRAIDED LINE RATING
CLASSIC CLX REELS							
CLX-200La	5.1:1	Bushing	12.0	23"	12-lbs	290/14, 230/18, 210/20	220/65, 200/80
CLX-300La	3.8:1	Bushing	15.0	24"	17-lbs	510/15, 420/20, 310/25	425/65, 400/80
CLX-450La	3.8:1	Bushing	16.0	25"	18-lbs	580/20, 430/25, 330/30	590/65, 550/80

MAKAIRA

DUAL FORCE DRAG SYSTEM

The specialized carbon DFD or Dual Force Drag system used on all Makaira reels was specifically engineered to be mounted in the right side of the spool in order to bring all the mechanical workings closer together to maximize alignment & durability. The farther mechanical parts are separated the more opportunity there is for tolerance error & flexing which causes parts alignment issues. The DFD principal was specifically designed around the "Pull Bar Drag System". The major advantage to a "Pull Bar Drag System" is that the drag is being pulled rather than pushed. The most common type of lever drag in the industry is the "Push Bar Drag System". The Push Bar System places heavy pressure on the left sideplate & utilizes the frame for overall stability which is a fatal flaw in this type of design. This pressure creates frame flex, reducing drag pressure & causing tolerance alignment issues. This problem is further exaggerated on open top designs from other companies. One of the major benefits to the pull bar design is that there is no pressure placed on the frame. Therefore, our open top frame designs will not suffer frame flex found in our competitors reels.

This highly efficient drag system was designed & engineered by Tiburon Engineering USA to increase maximum drag pressure, reduce side load pressure on ball bearings & improve heat dissipation for long term smoothness over extended periods. This Okuma DFD is considered a wet drag system comprised of two carbon fiber drag washers that are sandwiched together & bonded with a fiber glass core. Pure carbon washers are coated with a thin layer of Cal Sheet's Universal drag grease for virtually zero start up inertia. These washers are compressed by two precision ground 17-4 grade stainless steel drag plates that have been ground flat then polished for maximum smoothness. These stainless steel friction drag plates have a minimum 32 Rockwell hardness allowing for high-end drag settings & consistently smooth drag performance at all ranges. The drag system is secured to the right side of the spool by a 6061-T6 grade aluminum cover that features Type-II anodizing for maximum alignment, strength & corrosion resistance.

MAKAIRA



MAKAIRA LEVER DRAG REELS

- 6061-T6 machined aluminum frame with forged sideplates
- 17-4 grade stainless steel gearing
- Helical cut gears for increased torque, smoothness & improved gear meshing
- Makaira reels all feature two-speed gearing systems
- Gold anodized two-speed gear shifter housing
- Cold forged, Type-II anodized, machined aluminum spool
- CRC: Corrosion Resistant Coating process
- Patented spool pin system for use with braided or mono lines
- Carbonite Dual Force drag system featuring Cal's universal drag grease
- Custom designed thrust bearing: Alleviates side load on heavy drag settings
- 4-pcs ABEC-5 precision Sapporo stainless steel ball bearings
- MK-80WII features 6-pcs of Sapporo ball bearings
- Double-dog, proprietary silent anti-reverse system
- Ratcheting drag lever & pre-set knob for precise drag setting
- Patented T-Bar handle with Easy Roll graphite insert on all models
- Heavy duty stainless steel ratcheting clicker system
- Heavy duty, 17-4 grade stainless steel drive & spool shafts
- Type-II gold anodized frame, sideplates, spool, drag lever & handle
- Open top frame design on 10II, 15TII, 16II, 20II, & 50II
- Lug & plug system on all open top reel models
- Machined thumb rest on rear cross bar for improved ergonomics
- Forged aluminum full hard anodized reel foot & reel clamp
- Machine-etched marlin logo on left sideplate
- Precision placement of drain holes maximizes water removal from reel
- Special screw ports around sideplate screws reduces water/corrosion buildup
- Makaira lever drag reels are backed by a 5-year limited warranty



	MODEL	GEAR RATIO	BEARINGS	WEIGHT (OZ.)	LINE RETRIEVE	MAX DRAG @ STRIKE	MAX DRAG @ FULL	MONO LINE CAPACITY	BRAIDED LINE RATING	
	MAKAIRA TWO-SPEED LEVER DRAG REELS									
	MK-10II	4.7:1 & 2.1:1	4BB+1TB	26.1	33.5" & 15.0"	27-lbs	34-lbs	460/15, 380/20, 280/25	See Page 46	
NEW	MK-15TIISe-GOLD	4.7:1 & 2.1:1	4BB+1TB	29.0	38.9" & 17.1"	32-lbs	40-lbs	575/20, 425/25, 325/30	See Page 46	
	MK-16II	4.3:1 & 1.3:1	4BB+1TB	40.0	39.2" & 11.8"	34-lbs	48-lbs	870/20, 650/25, 500/30	See Page 46	
	MK-20II	3.8:1 & 1.7:1	4BB+1TB	45.8	39.4" & 17.5"	37-lbs	55-lbs	870/25, 660/30, 530/40	See Page 46	
	MK-30II*	3.8:1 & 1.7:1	4BB+1TB	50.0	39.4" & 17.5"	37-lbs	55-lbs	850/30, 700/40, 550/50	See Page 46	
	MK-50II	3.2:1 & 1.3:1	4BB+1TB	61.4	37.8" & 15.3"	60-lbs	85-lbs	1000/30, 650/50, 400/80	See Page 46	
	MK-50WII*	3.2:1 & 1.3:1	4BB+1TB	65.0	37.8" & 15.3"	60-lbs	85-lbs	900/50, 780/60, 560/80	See Page 46	
	MK-80WII*	3.1:1 & 1.2:1	6BB+1TB	116.0	45.7" & 20.5"	70-lbs	100-lbs	1000/80, 850/100, 660/130	See Page 46	
	MK-130II*	2.2:1 & 1.2:1	6BB+1TB	167-oz	39.7" & 21.7"	75-lbs	100-lbs	1570/80, 1270/100, 1000/130	See Page 46	

*Frame Style: Top Crossbar

MAKAIRA

SPECIAL EDITION



MAKAIRA SEa LEVER DRAG REELS

- Open spool bearings with TSI-301 oil. Increases freespool 2-1/2 times.
- MK-80WIISEa & MK-130IIESEa feature grease-packed spool bearings
- All non-spool bearings feature full grease pack for maximum longevity.
- Features Special Edition Gun Smoke & Black anodizing.
- SE reels feature a yellowfin tuna etched into the sideplate.
- Frames have been machined out for increased clearance between spool & cross bars.
- MK-10/15T feature MK-20 size handle knobs.
- MK-20/30 feature the MK-50 handle arm & knobs
- Lower speed 1.3:1 gear ratio featured in 20/30 sizes.
- Lower speed 1.0:1 gear ratio featured in 50 size.
- Type-II gunmetal anodized frame, sideplates, spool, drag lever & handle
- Backed by a 5-year limited warranty



MODEL	GEAR RATIO	BEARINGS	WEIGHT (OZ.)	LINE RETRIEVE	MAX DRAG @ STRIKE	MAX DRAG @ FULL	MONO LINE CAPACITY	BRAIDED LINE RATING
MAKAIRA SEa TWO-SPEED LEVER DRAG REELS								
MK-10IIESEa	4.7:1 & 2.1:1	4BB + 1TB	26.1	33.5" & 15.0"	27-lbs	34-lbs	460/15, 380/20, 280/25	See Page 46
MK-15TIIESEa	4.7:1 & 2.1:1	4BB + 1TB	29.0	38.9" & 17.1"	32-lbs	40-lbs	575/20, 425/25, 325/30	See Page 46
MK-16IIESEa	4.3:1 & 1.3:1	4BB + 1TB	40.0	39.2" & 11.8"	34-lbs	48-lbs	870/20, 650/25, 500/30	See Page 46
MK-20IIESEa	3.8:1 & 1.3:1	4BB + 1TB	45.8	39.4" & 13.2"	37-lbs	55-lbs	870/25, 660/30, 530/40	See Page 46
MK-30IIESEa	3.8:1 & 1.3:1	4BB + 1TB	50.0	39.4" & 13.2"	37-lbs	55-lbs	850/30, 700/40, 550/50	See Page 46
MK-50IIESEa	3.2:1 & 1.0:1	4BB + 1TB	61.4	37.8" & 11.9"	60-lbs	85-lbs	1000/30, 650/50, 400/80	See Page 46
MK-50WIISEa*	3.2:1 & 1.0:1	4BB + 1TB	65.0	37.8" & 11.9"	60-lbs	85-lbs	900/50, 780/60, 560/80	See Page 46
MK-80WIISEa*	3.1:1 & 1.2:1	6BB + 1TB	116.0	45.7" & 20.5"	70-lbs	100-lbs	1000/80, 850/100, 660/130	See Page 46
MK-130IIESEa*	2.2:1 & 1.2:1	6BB + 1TB	167.0	39.7" & 21.7"	75-lbs	100-lbs	1570/80, 1270/100, 1000/130	See Page 46

*Frame Style: Top Crossbar

MAKAIRA



MAKAIRA SEa SILVER LEVER DRAG REELS

- Open spool bearings with TSI-301 oil. Increases freespool 2-1/2 times.
- MK80WIISEa & MK-130IIESEa feature grease-packed spool bearings
- All non-spool bearings feature full grease pack for maximum longevity.
- SE reels feature a yellowfin tuna etched into the sideplate.
- Frames have been machined out for increased clearance between spool & cross bars.
- MK-10/15T feature MK-20 size handle knobs.
- MK-20/30 feature the MK-50 handle arm & knobs
- Lower speed 1.3:1 gear ratio featured in 20/30 sizes.
- Lower speed 1.0:1 gear ratio featured in 50 size.
- Type-II Silver anodized frame, sideplates, spool, drag lever & handle
- Backed by a 5-year limited warranty



MODEL	GEAR RATIO	BEARINGS	WEIGHT (OZ.)	LINE RETRIEVE	MAX DRAG @ STRIKE	MAX DRAG @ FULL	MONO LINE CAPACITY	BRAIDED LINE RATING
MAKAIRA SEa TWO-SPEED LEVER DRAG REELS								
MK-10IIESEa-Silver	4.7:1 & 2.1:1	4BB + 1TB	26.1	33.5" & 15.0"	27-lbs	34-lbs	460/15, 380/20, 280/25	See Page 46
MK-15TIIESEa-Silver	4.7:1 & 2.1:1	4BB + 1TB	29.0	38.9" & 17.1"	32-lbs	40-lbs	575/20, 425/25, 325/30	See Page 46
MK-16IIESEa-Silver	4.3:1 & 1.3:1	4BB + 1TB	40.0	39.2" & 11.8"	34-lbs	48-lbs	870/20, 650/25, 500/30	See Page 46
MK-20IIESEa-Silver	3.8:1 & 1.7:1	4BB + 1TB	45.8	39.4" & 17.5"	37-lbs	55-lbs	870/25, 660/30, 530/40	See Page 46
MK-30IIESEa-Silver	3.8:1 & 1.7:1	4BB + 1TB	50.0	39.4" & 17.5"	37-lbs	55-lbs	850/30, 700/40, 550/50	See Page 46
MK-50IIESEa-Silver	3.2:1 & 1.0:1	4BB + 1TB	61.4	37.8" & 11.9"	60-lbs	85-lbs	1000/30, 650/50, 400/80	See Page 46
MK-50WIISEa-Silver*	3.2:1 & 1.0:1	4BB + 1TB	65.0	37.8" & 11.9"	60-lbs	85-lbs	900/50, 780/60, 560/80	See Page 46
MK-80WIISEa-Silver*	3.1:1 & 1.2:1	6BB + 1TB	116.0	45.7" & 20.5"	70-lbs	100-lbs	1000/80, 850/100, 660/130	See Page 46
MK-130IIESEa-Silver*	2.2:1 & 1.2:1	6BB + 1TB	167.0	39.7" & 21.7"	75-lbs	100-lbs	1570/80, 1270/100, 1000/130	See Page 46

*Frame Style: Top Crossbar



MK50WII-SEa-Silver

MAKAIRA®



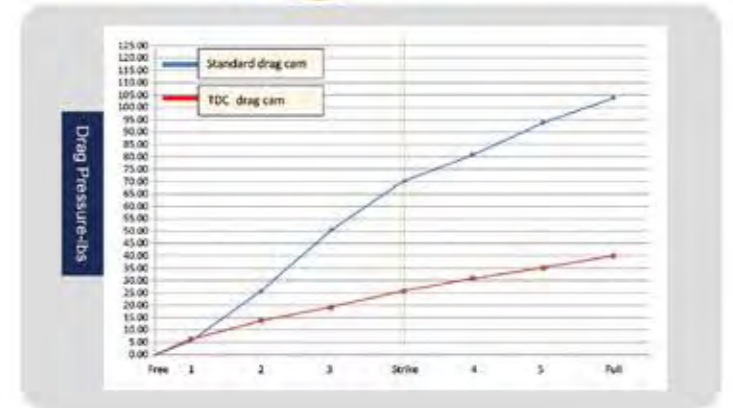
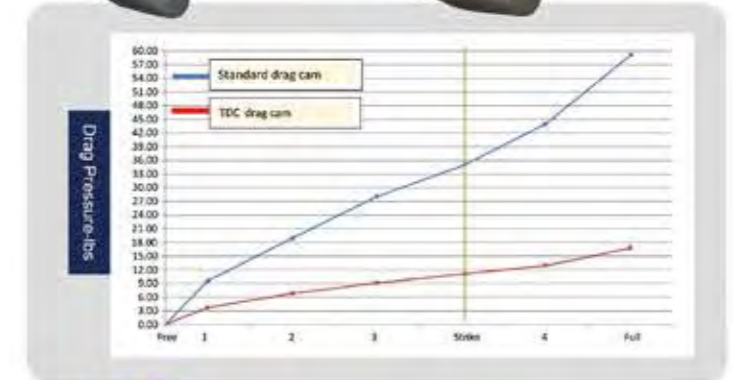
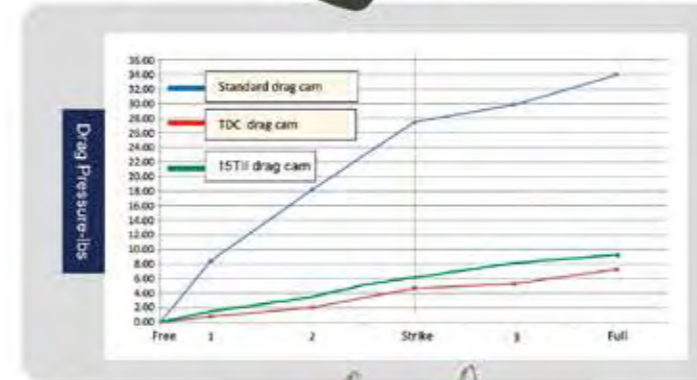
Okuma's TDC or "Tournament Drag Cam" is designed with a more gradual ramp in the cam system that is intended for anglers fishing light line & tournament IGFA line classes. The standard cam that is installed in the Makaira reels is engineered to be compatible with braided line & offers aggressive drag ramps in order to output heavy drag ratings. The Makaira reels are engineered to output extreme drag pressure, but this is not required by all anglers. These reels have been designed to offer customization & with the TDC cam system, Okuma is offering anglers a reel that is versatile for a wide range of fishing applications, allowing anglers the ability to achieve a more gradual increase in drag settings.

MAKAIRA TDC DRAG CAMS

MODEL	DESCRIPTION	MSRP
TDC-8II/10II/15II/15TII	Makaira Tournament Drag Cam	\$24.99
TDC-16II/20II/30II	Makaira Tournament Drag Cam	\$24.99
TDC-50II/50WII	Makaira Tournament Drag Cam	\$29.99
TDC-80WII/130II	Makaira Tournament Drag Cam	\$29.99

*MSRP Subject to Change

MAKAIRA REELS WITH TDC DRAG CAMS





MAKAIRA FEATURES

SILENT ANTI-REVERSE:

The Makaira's proprietary anti-reverse system allows for a smoother & quieter feeling. We equate this feeling to that of a Lexus, when compared to other reels in the market. Most reels in the market hide their rough gear quality by the noise & vibration caused by the engagement & clacking of the anti-reverse pawls. The Okuma silent system is unlike any other 2-speed reel in the industry for smoothness. This anti-reverse system is supported by a 12 point double dog anti-reverse pawl system. The Makaira system is very simple in principal but the performance is extremely advanced. As you turn the reel forward the anti-reverse pawls slide open allowing a friction free & quiet retrieve. As soon as the handle is stopped or pulled backwards the anti-reverse pawls are engaged into place by their drive shaft actuated sliding system. The strength of this anti-reverse system does not solely rely on a dog spring like found on most of our competitors reels. The sliding function does not rely heavily on a dog spring system & is mainly controlled by the forward & reverse movement applied to the drive shaft through the movement of the angler turning the handle.



HELICAL CUT GEARING:

Makaira lever drag reels utilize helical cut main & pinion gears. This process allows for improved gear meshing which equates to improved gear smoothness. The angled teeth found in helical cut gears engage more gradually than straight cut or spur gear teeth. This allows helical gears to run smoother & quieter compared to spur gears. Spur gears cause impact stress & noise, because of the hard meshing & can not take as much torque as helical gears because their teeth are receiving impact blows as they mesh together.



GREASE & OIL:

To further enhance the corrosion resistance of Makaira reels, Okuma applies our CRC or Corrosion Resistant Coating process to all internal & external parts for maximum protection. Our CRC process utilizes a coating process of Corrosion X HD formula that actually penetrates & bonds to the aluminum parts for long term protection. The extra steps taken in the assembly of the Makaira allows this reel to be a leader in the fishing tackle industry for long term use & performance. To further enhance the Makaira's function & performance, Okuma applies Cal's Universal drag grease to our carbon fiber drag washers for the smoothest wet drag system. The addition of Cal's drag grease allows for virtually zero start up inertia & smooth performance at all settings. Cal's Universal grease is also used for coating moving parts such as the main & pinion gears for improved performance.

BRAID LINE CAPACITY FOR MAKAIRA REELS

MODEL	BRAID TYPE	BRAIDED LINE LENGTH	TOP SHOT LENGTH
MK-8II	Solid	350 yds of 50-lbs	short 3-4 ft. leader
MK-10II	Solid	300-yds of 50-lbs	75 to 100-yds of 20 to 40-lbs
MK-15TII	Solid	450-yds of 80-lbs	15-yds top shot
MK-16II	Hollow Core	600-yds of 100-lbs	50 ft. wind on leader
MK-20II	Hollow Core	700-yds of 100-lbs	50 ft. wind on leader
MK-30II	Hollow Core	800-yds of 100-lbs (HC)	80-yds of 80-lbs
MK-50II	Hollow Core	600-yds of 130-lbs (HC)	50 to 80-yds of 80 to 100-lbs
MK-50WII	Hollow Core	800-yds of 130-lbs (HC)	50 to 80-yds of 80 to 100-lbs
MK-80WII	Hollow Core	1000-yds of 80-lbs (HC)	80 to 100-yds of 130-lbs

*MSRP Subject to Change



ALIJOS

ALIJOS HIGH-SPEED LEVER DRAG REELS

- Optimized for fishing consistent light drag settings
- Features TDC drag cams for gradual drag curves
- High speed 6.4:1 gear ratios for quick line recovery
- 17-4 grade stainless steel main & pinion gears
- Carbonite Drag system with Cal's drag grease
- 6-NMB corrosion resistant stainless steel bearings
- Dual anti-reverse system (Mechanical & roller bearing)
- QuickSet anti-reverse bearing allows for zero handle back play
- Rigid 1-pcs frame & left sideplate construction
- 6061-T6 machined aluminum frame & sideplates
- Cold forged, Type-II anodized, machined aluminum spool
- Silent retrieve system for ultimate cranking smoothness
- Lug & plug harness system featured on 12 & 16 sizes
- CRC: Corrosion Resistant Coating process
- Alijos reels are backed by a 3-year limited warranty



MODEL	GEAR RATIO	BEARINGS	WEIGHT (OZ.)	LINE RETRIEVE	MAX DRAG @ STRIKE	MAX DRAG @ FULL	MONO LINE CAPACITY	BRAIDED LINE RATING
ALIJOS HIGH SPEED LEVER DRAG SAILFISH REELS								
AJ-12S SE	6.4:1	6BB+1RB	25.4	48.4"	5.7-lbs	10-lbs	560/20, 420/25, 320/30	460/65, 400/80, 340/100
AJ-16S SE	6.4:1	6BB+1RB	31.4	58.5"	5.7-lbs	10-lbs	870/20, 650/25, 500/30	800/80, 600/100

CAVALLA

CAVALLA LEVER DRAG REELS

- Rigid 1-pcs frame & left sideplate construction
- 6061-T6 Machined aluminum frame & sideplates
- 17-4 grade stainless steel main & pinion gears
- Carbonite drag system with Cal's drag grease
- Cold forged, Type-II anodized, machined aluminum spool
- CRC: Corrosion Resistant Coating process
- 4HPB corrosion resistant stainless steel bearings
- Ergo Grip handle knob with anodized aluminum handle arm
- Silent retrieve system for cranking smoothness
- On/Off bait clicker for all lever drag models
- Cavalla lever drag reels are backed by a 3-year limited warranty



CAV-5IILX



CAV-12II



CAV-12NII



MODEL	GEAR RATIO	BEARINGS	WEIGHT (OZ.)	LINE RETRIEVE	MAX DRAG	MONO LINE CAPACITY	BRAIDED LINE RATING
CAVALLA LEVER DRAG REELS							
CAV-5NII	6.4:1 & 3.8:1	4HPB	16.2	42.1" & 24.8"	15-lbs & 24-lbs	420/12, 300/15, 250/20	425/40, 350/50
CAV-5II	6.4:1 & 3.8:1	4HPB	17.1	42.1" & 24.8"	15-lbs & 24-lbs	620/12, 430/15, 340/20	475/50, 310/65
CAV-12NII	4.7:1 & 2.1:1	4HPB	23.8	35.4" & 15.7"	27-lbs & 34-lbs	350/20, 250/25, 200/30	525/50, 345/65
CAV-12II	4.7:1 & 2.1:1	4HPB	24.9	35.4" & 15.7"	27-lbs & 34-lbs	560/20, 420/25, 320/30	460/65, 400/80
CAV-5IILX*	6.4:1 & 3.8:1	4HPB	17.1	42.1" & 24.8"	15-lbs & 24-lbs	620/12, 430/15, 340/20	475/50, 310/65
CAV-12IILX*	4.7:1 & 2.1:1	4HPB	24.9	35.4" & 15.7"	27-lbs & 34-lbs	560/20, 420/25, 320/30	460/65, 400/80

*Left Handle Retrieve

SOLTERRA SLX

SOLTERRA SLX LEVER DRAG REELS

- Stainless steel main gears, pinion gears & shafts
- Single speed, High-speed & Two-speed models
- Durable corrosion-resistant frame & sideplates
- Stainless steel reinforcing sideplate rings
- Forged aluminum spool with line indicator rings
- Carbonite drag system with Cal's universal drag grease
- 2 thrust bearings reduce handle turning force by over 50%.
- 5BB+2TB stainless steel shielded bearings 20-50W models
- 5BB+2TB+RB stainless steel shielded bearings 10/15 models
- Double dog, silent anti-reverse on all models
- Dual anti-reverse system on all 10/15 sizes
- Ratcheting drag lever for precise drag setting
- Stainless Steel Body Armor reduces frame flex 20-50W models
- T-Bar handle design on 50W-size
- Ergo Grip comfort handle on all 10 through 30 sizes
- Low profile On/Off clicker with stainless steel wishbone
- Wide-mouth levelwind: Stainless steel with Ti coating "L" models
- High Speed 6.2:1 gear ratios on SLX-10CS & SLX-15CS
- Open top frame design on SLX-10CS & SLX-15CS
- Solterra lever drag reels are backed by a 1-year limited warranty



MODEL	GEAR RATIO	BEARINGS	WEIGHT (OZ.)	LINE RETRIEVE	MAX DRAG @ STRIKE	MAX DRAG @ FULL	MONO LINE CAPACITY	BRAIDED LINE RATING
SOLTERRA SLX HIGH SPEED LEVER DRAG REELS								
SLX-10CS	6.0:1	5BB+2TB+1RB	23.3	42"	15-lbs	22-lbs	460/15, 380/20, 280/25	550/50, 380/65
SLX-15CS	6.0:1	5BB+2TB+1RB	24.6	42"	15-lbs	22-lbs	550/20, 410/25, 310/30	560/65, 510/80
SOLTERRA SLX SINGLE SPEED LEVER DRAG REELS								
SLX-20*	3.5:1	5BB+1TB	38.8	32"	26-lbs	33-lbs	620/25, 480/30, 400/40	850/65, 770/80
SLX-30*	3.5:1	5BB+2TB	40.0	32"	26-lbs	33-lbs	640/30, 540/40, 400/50	1050/80, 880/100
SLX-50W*	3.1:1	5BB+2TB	52.5	32"	32-lbs	40-lbs	710/50, 600/60, 420/80	1825/80, 1530/100
SOLTERRA SLX TWO SPEED LEVER DRAG REELS								
SLX-20II*	3.8:1 / 1.7:1	5BB+2TB	39.2	35" & 15"	26-lbs	33-lbs	620/25, 480/30, 400/40	850/65, 770/80
SLX-30II*	3.8:1 / 1.7:1	5BB+2TB	40.5	35" & 15"	26-lbs	33-lbs	640/30, 540/40, 400/50	1050/80, 880/100
SLX-50WII*	3.1:1 / 1.3:1	5BB+2TB	53.3	32" & 13"	32-lbs	40-lbs	710/50, 600/60, 420/80	1825/80, 1530/100
SOLTERRA SLX LEVEL WIND REELS								
SLX-10L	4.2:1	5BB+2TB+1RB	24.4	29"	15-lbs	22-lbs	460/15, 380/20, 280/25	550/50, 380/65
SLX-15L	4.2:1	5BB+2TB+1RB	25.9	29"	15-lbs	22-lbs	550/20, 410/25, 310/30	560/65, 510/80
SLX-20L	3.5:1	5BB+2TB	40.7	32"	26-lbs	33-lbs	620/25, 480/30, 400/40	850/65, 770/80

*Features closed frame with top cross bar & harness lugs



RODS

Nothing inspires the soul like a finely-crafted fishing rod. Upon picking it up, flexing the action & feeling the balance, an angler can immediately visualize the experience- working a bait, feeling the strike, the deep flex under the load of a heavy fish. While the needs of each fishery can be dramatically different, the goal is universally the same: to actively connect with nature as a participant instead of a spectator. With many hundreds of unique rod models covering unique territories, species & techniques, our development process is highly collaborative. We work with the finest anglers in a given discipline to define the performance attributes. Then we bring them to life within our cutting-edge manufacturing facility.



A Rear split grip with SeaGuide carbon trigger reel seat & carbon screw down

B Rear split grip with SeaGuide carbon spinning reel seat & carbon screw down

Psycho Stick RODS

PSYCHO STICK RODS

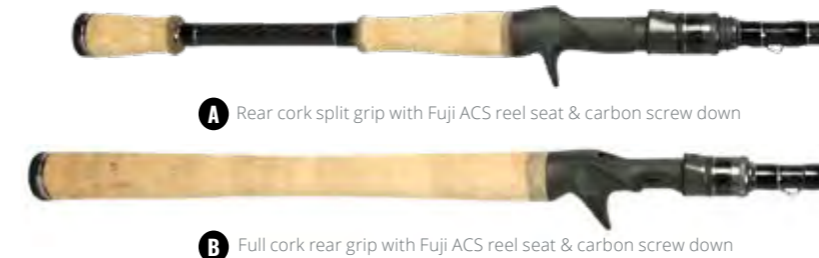
- Light & responsive 46-ton, low resin carbon rod blanks
- UMR: Ultimate Matrix Reinforcement technology
- Fuji KW-concept angled guide frames help reduce tangles
- Fuji Sic guide inserts with deep pressed frames
- SeaGuide injected carbon reel seat & rear grip
- Double locking screw down carbon hood design
- Psycho Stick are backed by a limited lifetime warranty



	MODEL	PWR	TAPER	LENGTH (FT)	LINE WT (LBS)	LURE WT. (OZ)	FOREGRIP LENGTH	REARGRIP LENGTH	SECTIONS	GUIDES	HANDLE	
	PSYCHO STICK RODS											
NEW	PSY-S-721ML	ML	F	7'2"	6-12	1/8-1/2	0"	10-1/2"	1-pcs	7+ Tip	B	
	PSY-S-721M	M	F	7'2"	8-17	1/8-5/8	0"	10-1/2"	1-pcs	7+ Tip	B	
	PSY-C-721M	M	F	7'2"	8-17	1/4-3/4	0"	10-1/2"	1-pcs	9+ Tip	A	
	PSY-C-721MH	MH	F	7'2"	10-20	1/4-3/4	0"	10-1/2"	1-pcs	9+ Tip	A	
	PSY-C-721H	H	F	7'2"	12-25	1/4-1	0"	11-1/2"	1-pcs	9+ Tip	A	
	PSY-C-751MH	MH	F	7'5"	10-20	1/4-3/4	0"	10-1/2"	1-pcs	10+ Tip	A	
	PSY-C-751H	H	F	7'5"	12-25	1/4-1	0"	11-1/2"	1-pcs	10+ Tip	A	

C = Casting Model S = Spinning Model

Guide Select CRANKING RODS



A Rear cork split grip with Fuji ACS reel seat & carbon screw down

B Full cork rear grip with Fuji ACS reel seat & carbon screw down

GUIDE SELECT CRANKING RODS

- Light & responsive 24-ton, low resin carbon rod blanks
- Specifically developed to load & cast crank baits
- UFR: Ultimate Flex Reinforced rod tip technology
- Fuji KW-concept angled guide frames
- Fuji Aconite guide inserts with deep pressed frames
- Fuji ACS trigger reel seats w/ screw down carbon hood
- Tapered cork full or split grip configurations
- SeaGuide Stainless steel, double legged Trapezoid hook keeper
- Backed by a limited lifetime warranty

	MODEL	PWR	TAPER	LENGTH (FT)	LINE WT (LBS)	LURE WT. (OZ)	FOREGRIP LENGTH	REARGRIP LENGTH	SECTIONS	GUIDES	HANDLE	
	GUIDE SELECT CRANKING RODS											
	GS-C-691M	M	MF	6'9"	8-17	1/8-3/4	0"	10"	1-pcs	8+ Tip	A	
	GS-C-701M	M	MF	7'0"	8-17	3/16-3/4	0"	10"	1-pcs	8+ Tip	A	
	GS-C-751M	M	MF	7'5"	8-17	3/16-1	0"	11-1/4"	1-pcs	9+ Tip	A	
	GS-C-751MH	MH	MF	7'5"	10-20	1/4-2	0"	11-1/4"	1-pcs	9+ Tip	A	
	GS-C-7101M	M	MF	7'10"	8-17	3/16-1	0"	12-1/4"	1-pcs	10+ Tip	A	
	GS-C-7101MH	MH	MF	7'10"	10-20	1/4-2	0"	12-1/4"	1-pcs	10+ Tip	A	
	GS-C-7101M-FG	M	MF	7'10"	8-17	3/16-1	0"	12-1/4"	1-pcs	10+ Tip	B	
	GS-C-7101MH-FG	MH	MF	7'10"	10-20	1/4-2	0"	12-1/4"	1-pcs	10+ Tip	B	

C = Casting Model

TOURNAMENT CONCEPT RODS

- Specially designed technique specific bass rod series
- Responsive & durable 24-ton carbon rod blanks
- Fuji K-Concept guide frames help reduce wind knots
- Fuji K-Concept frames for max compatibility for braided line
- Fuji Faz-Light guide inserts offer premium performance
- Customized C-40X carbon fiber skeleton reel seat
- Contoured EVA/compressed cork fore & rear split grips
- Screw down foregrip eliminates contact with reel seat threads
- Backed by a Limited Lifetime warranty

TOURNAMENT CONCEPT



A Split EVA/cork rear grip with C-40X skeleton trigger reel seat

B Split EVA/cork rear grip with C-40X skeleton reel seat

	MODEL	PWR	TAPER	LENGTH (FT)	LINE WT (LBS)	LURE WT. (OZ)	FOREGRIP LENGTH	REARGRIP LENGTH	SECTIONS	GUIDES	HANDLE	
	TOURNAMENT CONCEPT RODS											
	TCS-S-691Ma+	M	MF	6'9"	8-15	1/4-5/8	1-1/4"	9"	1-pcs	7+ Tip	B	
	TCS-S-701MLa	ML	MF/F	7'0"	4-10	1/8-1/2	1-1/4"	9"	1-pcs	7+ Tip	B	
	TCS-S-701Ma+	M	MF	7'0"	8-12	1/8-1/2	1-1/4"	9"	1-pcs	7+ Tip	B	
	TCS-S-721MLa	ML	MF/F	7'2"	4-10	1/8-1/2	1-1/4"	9"	1-pcs	7+ Tip	B	
	TCS-C-691MHa	MH	MF	6'9"	10-17	1/8-3/4	1-1/4"	9-1/2"	1-pcs	9+ Tip	A	
	TCS-C-701Ma+	M	M/MF	7'0"	8-15	3/8-3/4	1-1/4"	9-1/2"	1-pcs	9+ Tip	A	
	TCS-C-701MHa	MH	MF	7'0"	8-20	3/16-3/4	1-1/4"	9-1/2"	1-pcs	9+ Tip	A	
	TCS-C-701Ha	H	MF	7'0"	12-20	3/16-1	1-1/4"	9-1/2"	1-pcs	9+ Tip	A	
	TCS-C-731Ha	H	F	7'3"	17-65	1/4-2	1-1/4"	9-1/2"	1-pcs	9+ Tip	A	
	TCS-C-761Ha	H	MF/F	7'6"	14-30	1/4-1-1/2	1-1/4"	10-3/4"	1-pcs	11+ Tip	A	
	TCS-C-7111MHa	MH	M/MF	7'11"	10-20	1/4-1	1-1/4"	12-1/2"	1-pcs	11+ Tip	A	
	TCS-C-7111Ha	H	F	7'11"	15-65	1/4-2	1-1/4"	12-1/2"	1-pcs	11+ Tip	A	
	TCS-C-7111XHa	XH	F	7'11"	20-80	1/4-2	1-1/4"	12-1/2"	1-pcs	11+ Tip	A	

C = Casting Model S = Spinning Model

SERRANO RODS

- Specially designed technique specific bass rod series
- Responsive & durable 24-ton carbon rod blanks
- UFR: Ultimate Flex Reinforced rod tip technology
- Fuji K-Concept guide frames help reduce wind notes
- Fuji K-Concept frames offer max compatibility for braided line
- Fuji Faz-Light guide inserts offer premium performance
- 3K woven carbon butt section improves hoop strength
- Winn grip & EVA rear split rear grip handle design
- Backed by a Limited Lifetime warranty

MODEL	PWR	TAPER	LENGTH (FT)	LINE WT (LBS)	LURE WT. (OZ)	FOREGRIP LENGTH	REARGRIP LENGTH	SECTIONS	GUIDES	HANDLE
SERRANO RODS										
SRN-S-721M	M	XF	7'2"	8-17	1/8-5/8	0"	10-5/8"	1-pcs	7+Tip	B
SRN-S-721MH	MH	XF	7'2"	10-20	1/4-3/4	0"	10-5/8"	1-pcs	7+Tip	B
SRN-S-741ML	ML	XF	7'4"	6-12	1/8-1/2	0"	11"	1-pcs	7+Tip	B
SRN-C-6101M	M	XF	6'10"	8-17	1/8-5/8	0"	10-1/4"	1-pcs	8+Tip	A
SRN-C-6101MH	MH	XF	6'10"	10-20	1/4-3/4	0"	10-1/4"	1-pcs	8+Tip	A
SRN-C-731M	M	XF	7'3"	8-17	1/8-5/8	0"	10-5/8"	1-pcs	9+Tip	A
SRN-C-731MH	MH	XF	7'3"	10-20	1/4-3/4	0"	10-5/8"	1-pcs	9+Tip	A
SRN-C-731H	H	XF	7'3"	12-25	1/4-1	0"	10-5/8"	1-pcs	9+Tip	A
SRN-C-761XH	XH	XF	7'6"	15-30	1/4-1 1/2	0"	11"	1-pcs	10+Tip	A

C = Casting Model S = Spinning Model

CERROS RODS

- Specially designed technique specific bass rod series
- Responsive & durable 24-ton carbon blank construction
- UFR: Ultimate Flex Reinforced rod tip technology
- Sea Guide XO 316-SS angled guide frames reduce line twists
- Zirconium line guide insert for reduced line abrasion
- 3K woven carbon butt section improves hoop strength
- Split rear grip handle design with contoured EVA
- Cerros rods are backed by a 1-year limited warranty

MODEL	PWR	TAPER	LENGTH (FT)	LINE WT (LBS)	LURE WT. (OZ)	FOREGRIP LENGTH	REARGRIP LENGTH	SECTIONS	GUIDES	HANDLE
CERROS RODS										
CRS-S-701ML	ML	XF	7'0"	6-12 lb	1/8-1/2 oz	0"	10-1/2"	1-pcs	7+Tip	B
CRS-S-701M	M	XF	7'0"	8-17 lb	1/8-5/8 oz	0"	10-1/2"	1-pcs	7+Tip	B
CRS-S-701MH	MH	XF	7'0"	10-20 lb	1/4-3/4 oz	0"	10-1/2"	1-pcs	7+Tip	B
CRS-S-702M	M	XF	7'0"	8-17 lbs	1/8-5/8 oz	0"	10-1/2"	2-pcs	7+Tip	B
CRS-S-702MH	MH	XF	7'0"	10-20 lbs	1/4-3/4 oz	0"	10-1/2"	2-pcs	7+Tip	B
CRS-C-701M	M	XF	7'0"	8-17 lb	1/8-5/8 oz	0"	11-1/4"	1-pcs	9+Tip	A
CRS-C-701MH	MH	XF	7'0"	10-20 lb	1/4-3/4 oz	0"	11-1/4"	1-pcs	9+Tip	A
CRS-C-731MH	MH	XF	7'3"	10-20 lb	1/4-3/4 oz	0"	11-3/4"	1-pcs	9+Tip	A
CRS-C-731H	H	XF	7'3"	12-25 lb	1/4-1 oz	0"	11-3/4"	1-pcs	9+Tip	A
CRS-C-741XH	XH	XF	7'4"	15-30 lb	1/4-1 1/2 oz	0"	12"	1-pcs	9+Tip	A
CRS-C-761MH	MH	XF	7'6"	10-20 lb	1/4-3/4 oz	0"	12"	1-pcs	9+Tip	A
CRS-C-761H	H	XF	7'6"	12-25 lb	1/4-1 oz	0"	12"	1-pcs	9+Tip	A
CRS-C-7111MH	MH	XF	7'11"	12-25 lb	1/4-2 oz	0"	13-3/4"	1-pcs	10+Tip	C
CRS-C-7111XH	XH	XF	7'11"	15-30 lb	3/8-2 oz	0"	13-3/4"	1-pcs	10+Tip	C
CRS-C-7111MGXH	MG-XH	XF	7'11"	20-40 lb	4-10 oz	0"	13-3/4"	1-pcs	10+Tip	C

C = Casting Model S = Spinning Model

SERRANO



A Split Winn & EVA rear grip with C-40X skeleton trigger reel seat



B Split Winn & EVA rear grip with C-40X skeleton reel seat

CERROS



A Split EVA rear grip with trigger skeleton reel seat



B Split EVA rear grip with skeleton reel seat



C Split EVA rear grip with full trigger reel seat

Reflexions

"B" RODS

REFLEXIONS "B" RODS

- Light and responsive 24-ton carbon rod blanks
- UFR: Ultimate Flex Reinforced rod tip technology
- Sea Guide stainless steel Deep Pressed guide frames
- Zirconium inserts offer compatibility for braid and mono
- Split rear cork grip helps reduce weight and improve balance
- Precision placed stainless steel hook keeper on all models
- Reflexions Rods are backed by a 1-year limited warranty

	MODEL	PWR	TAPER	LENGTH (FT)	LINE WT (LBS)	LURE WT. (OZ)	FOREGRIP LENGTH	REARGRIP LENGTH	SECTIONS	GUIDES	HANDLE
REFLEXIONS "B" RODS											
NEW	RX-C-722Mb	M	MF/F	7'2"	8-17 lbs	1/4-5/8 oz	1"	10"	2-pcs	8+Tip	B
NEW	RX-C-722MHb	MH	F	7'2"	12-25 lbs	3/8-1-1/4 oz	1"	10"	2-pcs	8+Tip	B
NEW	Rx-C-691MHb	M	F	6'9"	8-17 lbs	1/4-5/8 oz	1"	10"	1-pcs	8+Tip	B
NEW	Rx-C-731Mb	M	F	7'3"	8-17 lbs	1/4-5/8 oz	1"	10"	1-pcs	8+Tip	B
NEW	Rx-C-731MHb	MH	F	7'3"	12-25 lbs	3/8-1-1/4 oz	1"	10"	1-pcs	8+Tip	B
NEW	RX-S-562MHb	MH	F	5'6"	8-17 lbs	1/4-1 oz	1"	8-3/4"	2-pcs	5+Tip	A
NEW	Rx-S-682Mb	M	F	6'8"	8-17 lbs	1/4-5/8 oz	1"	9-1/2"	2-pcs	6+Tip	A
NEW	RX-S-682MHb	MH	F	6'8"	10-20 lbs	1/4-1 oz	1"	9-1/2"	2-pcs	6+Tip	A
NEW	RX-S-722Mb	M	MF/F	7'2"	8-17 lbs	1/4-5/8 oz	1"	9-1/2"	2-pcs	6+Tip	A
NEW	RX-S-722MHb	MH	F	7'2"	12-25 lbs	3/8-1-1/4 oz	1"	9-1/2"	2-pcs	6+Tip	A
NEW	Rx-S-661MHb	ML	F	6'6"	10-20 lbs	1/4-1 oz	1"	9-1/2"	1-pcs	6+Tip	A
NEW	Rx-S-691MLb	MH	MF/F	6'9"	6-12 lbs	1/8-1/2 oz	1"	9-1/2"	1-pcs	6+Tip	A
NEW	Rx-S-691Mb	M	F	6'9"	8-17 lbs	1/4-5/8 oz	1"	9-1/2"	1-pcs	6+Tip	A
NEW	RX-S-721MLb	ML	MF/F	7'2"	6-15 lbs	1/8-5/8 oz	1"	9-1/2"	1-pcs	6+Tip	A
NEW	RX-S-721Mb	M	F	7'2"	8-17 lbs	1/4-5/8 oz	1"	9-1/2"	1-pcs	6+Tip	A
NEW	RX-S-721MHb	MH	F	7'2"	12-25 lbs	3/8-1-1/4 oz	1"	9-1/2"	1-pcs	6+Tip	A

C = Casting Model S = Spinning Model

UFR **XXX**



A Split cork rear grip with pipe reel seat

B Split cork rear grip with trigger reel seat

CALYNN RODS

- Lightweight & sensitive 24-Ton carbon rod blanks
- All models are 7'0" with 1-pcs blank construction
- Split neo cork butt design for reduced weight
- Custom compressed cork reel seat pipe
- Designed to match up with Avenger LE or Trio LE spinning reels
- Calynn rods are backed by a 1-year limited warranty

MODEL	PWR	TAPER	LENGTH (FT)	LINE WT (LBS)	LURE WT. (OZ)	FOREGRIP LENGTH	REARGRIP LENGTH	SECTIONS	GUIDES	HANDLE
CALYNN RODS										
CY-S-701ML	ML	MF	7'0"	6-12 lbs	3/16-1/2	2"	9-1/2"	1-pcs	6 + Tip	A
CY-S-701M	M	MF	7'0"	6-15 lbs	1/4-3/4	2"	9-1/2"	1-pcs	6 + Tip	A
CY-S-701MH	MH	MF	7'0"	8-17 lbs	1/4-1	2"	9-1/2"	1-pcs	6 + Tip	A

S = Spinning Model

GUIDE SELECT "A" SWIMBAIT RODS

- UFR: Ultimate Flex Reinforced rod tip technology
- IM-8 graphite blank construction
- Evo Graph: 1K woven carbon reinforced blank
- Fuji Alconite guide inserts. Compatible for braided line
- All rods are 7'11" in length for maximum casting distance
- Designed with longitudinal fiber tip for maximum strength/durability
- Fuji K-concept guide frames for maximum compatibility with braided line
- EVA rear split butt handle design for reduced weight & improved balance
- Fuji reel seats for maximum performance
- Stainless steel hook keepers on all models
- Guide Select rods are backed by a 1-year limited warranty

MODEL	PWR	TAPER	LENGTH (FT)	LINE WT (LBS)	LURE WT. (OZ)	FOREGRIP LENGTH	REARGRIP LENGTH	SECTIONS	GUIDES	HANDLE
GUIDE SELECT "A" SWIMBAIT RODS										
GS-C-7111Ha	H	MF	7'11"	15-30 lbs	1-6 oz	3-1/2"	14-1/4"	1-pc	10 + Tip	A
GS-C-7111XH	XH	F	7'11"	15-40 lbs	2-10 oz	3-1/2"	14-1/4"	1-pc	10 + Tip	A
GS-C-7111XXHa	XXH	F	7'11"	20-40 lbs	5-14 oz	3-1/2"	14-1/4"	1-pc	10 + Tip	A

C = Casting Model

CALYNN



A Split cork grips with pipe reel seat

Guide Select



A Split EVA/cork rear grip with C-40X skeleton trigger reel seat

Psycho Stick MUSKY RODS



A Rear split grip with SeaGuide carbon trigger reel seat & carbon screw down

EVX MUSKY Rods



A Split cork rear grip and trigger reel seat



B Full cork rear grip and trigger reel seat

PSYCHO STICK MUSKY RODS

- Light and responsive 30/40-Ton, low resin carbon rod blanks
- UMR: Ultimate Matrix Reinforcement technology
- Fuji KW-concept angled guide frames help reduce tangles
- Fuji Alconite guide inserts with deep pressed frames
- Specialized Fuji SiC tip guide for maximum wear resistance
- Fuji oversized trigger reel seat for maximum comfort
- Full tapered cork fore and rear grip design
- Psycho Stick are backed by a limited lifetime warranty

MODEL	PWR	TAPER	LENGTH (FT)	LINE WT (LBS)	LURE WT. (OZ)	FOREGRIP LENGTH	REARGRIP LENGTH	SECTIONS	GUIDES	HANDLE
PSYCHO STICK MUSKY RODS										
NEW PSY-C-861H-T-FG	H	MF/F	8'6"	50-100 lbs	2-10 oz	4-3/4"	16-1/4"	1-Tele	10 + Tip	A
NEW PSY-C-861XH-T-FG	XH	MF/F	8'6"	65-100 lbs	4-16 oz	4-3/4"	16-1/4"	1-Tele	10 + Tip	A
NEW PSY-C-861XXH-T-FG	XXH	MF/F	8'6"	65-130 lbs	4-20 oz	4-3/4"	16-1/4"	1-Tele	10 + Tip	A
NEW PSY-C-961H-T-FG	H	MF/F	9'6"	50-100 lbs	2-10 oz	4-3/4"	17-1/2"	1-Tele	10 + Tip	A
NEW PSY-C-961XH-T-FG	XH	MF/F	9'6"	65-100 lbs	4-16 oz	4-3/4"	17-1/2"	1-Tele	10 + Tip	A
NEW PSY-C-961XXH-T-FG	XXH	MF/F	9'6"	65-130 lbs	4-20 oz	4-3/4"	17-1/2"	1-Tele	10 + Tip	A

C = Casting Model

EVX MUSKY RODS

- Responsive & durable 24-ton carbon rod blanks
- UFR: Ultimate Flex Reinforcement rod tip technology
- UFR technology increases rod tip lifting power by 3 times
- Double foot deep press stainless steel Sea Guide frames
- Specialized RS tip insert for unmatched hardness & durability
- Premium cork Split grip configuration on standard models
- Full cork rear grip configuration on "FG" models
- All models feature a contoured 5-1/2" cork foregrip
- Telescopic "T": Easy storage & longer casting distance
- Stainless steel hook keepers to accommodate large baits.
- EVX "b" Musky rods are backed by a limited lifetime warranty

MODEL	PWR	TAPER	LENGTH (FT)	LINE WT (LBS)	LURE WT. (OZ)	FOREGRIP LENGTH	REARGRIP LENGTH	SECTIONS	GUIDES	HANDLE
EVX MUSKY RODS										
EVX-C-761H-Tb	H	MF	7'6"	30-65 lbs	1-8 oz	5-1/2"	14"	1-Tele	8 + Tip	A
EVX-C-761XH-Tb	XH	MF	7'6"	50-100 lbs	4-12 oz	5-1/2"	14"	1-Tele	8 + Tip	A
EVX-C-861H-Tb	H	MF	8'6"	30-65 lbs	2-8 oz	5-1/2"	16"	1-Tele	10 + Tip	A
EVX-C-861XH-Tb	XH	MF/F	8'6"	50-100 lbs	4-12 oz	5-1/2"	16"	1-Tele	10 + Tip	A
EVX-C-861XXH-Tb	XXH	F	8'6"	65-130 lbs	4-16 oz	5-1/2"	16"	1-Tele	9 + Tip	A
EVX-C-931H-Tb	H	MF/F	9'3"	50-100 lbs	2-10 oz	5-1/2"	16"	1-Tele	10 + Tip	A
EVX-C-931XH-Tb	XH	MF/F	9'3"	65-100 lbs	4-16	5-1/2"	16"	1-Tele	10 + Tip	A
EVX-C-861XHT-FGb	XH	MF/F	8'6"	50-100 lbs	4-12 oz	5-1/2"	16"	1-Tele	10 + Tip	B
EVX-C-931XHT-FGb	XH	MF/F	9'3"	65-100 lbs	4-16	5-1/2"	16"	1-Tele	10 + Tip	B

C = Casting Model



A Full tapered cork butt with spinning reel seat

B Full tapered cork butt with trigger reel seat



Snakehead Junky

Snakehead Junky Rods

- Specifically, designed for targeting Snakehead
- Light and responsive 24-ton carbon rod blanks
- UFR: Ultimate Flex Reinforced rod tip technology
- Sea Guide XO/XQ 316-SS angled guide frames reduce line twists
- Zirconium inserts offer compatibility for both braid and mono
- Tapered cork fore and rear grip with rubber cork
- Precision placed stainless steel hook keeper on all models
- Snakehead Rods are backed by a 1-year limited warranty

	MODEL	PWR	TAPER	LENGTH (FT)	LINE WT (LBS)	LURE WT. (OZ)	FOREGRIP LENGTH	REARGRIP LENGTH	SECTIONS	GUIDES	HANDLE	
	Snakehead Junky Rods											
NEW	SJ-S-661MH	MH	MF	6'6"	10-20 lbs	1/4-3/4 oz	1"	7-1/2"	1-pcs	6+ Tip	A	
NEW	SJ-S-701MH	MH	MF	7'0"	10-20 lbs	1/4-3/4 oz	2"	11"	1-pcs	7+ Tip	A	
NEW	SJ-C-701MH	MH	MF	7'0"	12-25 lbs	1/4-1 oz	2"	11-3/4"	1-pcs	9+ Tip	B	
NEW	SJ-C-731MH	MH	MF	7'3"	10-20 lbs	1/4-3/4 oz	2"	11-1/2"	1-pcs	9+ Tip	B	
NEW	SJ-C-731H	H	MF	7'3"	10-20 lbs	1/4-3/4 oz	2"	11-1/2"	1-pcs	9+ Tip	B	

C = Casting Model S = Spinning Model

DEAD EYE Custom



A Split TPE/Cork rear split grip combo with ALPS RPD reel seat

DEAD EYE Pro



A Split cork rear grip with pipe reel seat

B Full cork fore & rear grip with pipe reel seat

C Full cork fore & rear grip with trigger reel seat

D 3K woven carbon fore & rear grip with trigger reel seat

DEAD EYE CUSTOM RODS

- Custom technique specific Walleye Jigging rods
- 30/40-ton carbon, ultra-sensitive & responsive blanks
- SCT blank technology improves strength & durability
- SCT is a dual helix wrap with over 6000 strands of carbon thread
- Sea Guide XO 316-SS angled guide frames
- Specialized stainless steel tip
- Features a custom cork & EVA rear split grip configuration
- Premium ALPS RPD reel seat with aluminum thread nut
- Specialized stainless steel hook keeper on all models
- Backed by a limited lifetime warranty

MODEL	PWR	TAPER	LENGTH (FT)	LINE WT (LBS)	LURE WT. (OZ)	FOREGRIP LENGTH	REARGRIP LENGTH	SECTIONS	GUIDES	HANDLE	
DEAD EYE CUSTOM RODS											
DCS-S-601MXF	M	XF	6'0"	8-12 lbs	1/4-5/8oz	2"	7"	1-pcs	7+ Tip	A	
DCS-S-601MHXF	MH	XF	6'0"	8-15 lbs	3/8-1oz	2"	7"	1-pcs	7+ Tip	A	
DCS-S-681MLXF	ML	XF	6'8"	6-10 lbs	3/16-3/8oz	2"	8"	1-pcs	8+ Tip	A	
DCS-S-681MXF	M	XF	6'8"	8-12 lbs	1/4-5/8oz	2"	8"	1-pcs	8+ Tip	A	
DCS-S-741MLXF	ML	XF	7'4"	6-10 lbs	3/16-3/8oz	2"	9"	1-pcs	9+ Tip	A	
DCS-S-741MXF	M	XF	7'4"	8-12 lbs	1/4-5/8oz	2"	9"	1-pcs	9+ Tip	A	

S = Spinning Model

DEAD EYE PRO RODS

- Technique specific Walleye rod design
- Designed with ultra-responsive 24-ton carbon blanks
- UFR: Ultimate Flex Reinforced rod tip technology
- Sea Guide XO 316-SS angled guide frames for reduced line twists
- Zirconium line guide insert for reduced line abrasion
- Specialized stainless steel tip, prevents inserts from popping out
- 3K woven carbon fiber fore & rear grips for maximum durability
- Backed by a 1-year limited warranty

MODEL	PWR	TAPER	LENGTH (FT)	LINE WT (LBS)	LURE WT. (OZ)	FOREGRIP LENGTH	REARGRIP LENGTH	SECTIONS	GUIDES	HANDLE	
DEAD EYE PRO RODS											
DEP-S-602MHFT	MH	F	6'0"	6-12 lbs	1/8-5/8 oz	1"	9"	2-pcs	6+ Tip	A	
DEP-S-662MFT	M	F	6'6"	8-15 lbs	3/8-1oz	1"	9"	2-pcs	6+ Tip	A	
DEP-S-601MHFT	MH	F	6'0"	8-15 lbs	3/8-1oz	2"	9"	1-pcs	6+ Tip	A	
DEP-S-661MLFT	ML	F	6'6"	4-10 lbs	1/16-3/8 oz	2"	9"	1-pcs	6+ Tip	A	
DEP-S-661MFT	M	F	6'6"	6-12 lbs	1/8-5/8 oz	2"	9"	1-pcs	6+ Tip	A	
DEP-S-701MLFT	ML	F	7'0"	4-10 lbs	1/16-3/8 oz	2"	9"	1-pcs	7+ Tip	A	
DEP-S-661MLFT-FG	ML	F	6'6"	4-10 lbs	1/16-3/8 oz	2"	9"	1-pcs	6+ Tip	B	
DEP-S-701MLFT-FG	ML	F	7'0"	4-10 lbs	1/16-3/8 oz	2"	9"	1-pcs	7+ Tip	B	
DEP-S-761MFT	M	F	7'6"	6-12 lbs	1/8-5/8 oz	2"	9"	1-pcs	8+ Tip	A	
DEP-C-801M-CG	M	F	7'11"	10-20 lbs	1/2-4 oz	2-1/2"	10-3/4"	1-pcs	9+ Tip	D	
DEP-CBR-7101M-T	M	MF	7'10"	6-20 lbs	1/2-3 oz	2-3/4"	12"	1-Tele	9+ Tip	C	
DEP-CBR-861M-T	M	MF	8'6"	6-20 lbs	1/2-3 oz	2-3/4"	12"	1-Tele	9+ Tip	C	

C = Casting Model S = Spinning Model



A Split cork rear grip with pipe reel seat

B Full cork rear grip with pipe reel seat

C Full shrink tube rear grip, EVA foregrip with pipe reel seat



DEAD EYE *Classic*

DEAD EYE CLASSIC RODS

- Technique specific Walleye Trolling and Jigging rods
- Jigging rods are fast and responsive 24-ton carbon blanks
- Trolling models feature rugged and durable E-glass rod blanks
- UFR-1 Ultimate Flex Reinforcement tip technology on jigging rods
- Guide frames on all Classic series rods are rugged stainless steel
- All Classic series rods feature Titanium oxide guide inserts
- Specialized stainless steel tip, prevents inserts from popping out
- Jigging rods feature split or full cork rear grip configuration
- Trolling rods feature durable shrink tube rear grip configuration
- Triangular EVA foregrip on trolling models reduces rod twisting
- Jigging models all feature a traditional cork foregrip
- All Dead Eye rods feature stainless steel hook keepers
- Dead Eye Classic rods are backed by a 1-year limited warranty

MODEL	PWR	TAPER	LENGTH (FT)	LINE WT (LBS)	LURE WT. (OZ)	FOREGRIP LENGTH	REARGRIP LENGTH	SECTIONS	GUIDES	HANDLE
DEAD EYE CLASSIC RODS										
DEC-C-762ML	ML	S	7'6"	8-17 lbs	1/2-2 oz	4-3/4"	12-3/4"	2-pcs	9 + Tip	C
DEC-C-7101M-T	M	M	7'10"	10-17 lbs	1/4-2-1/2 oz	4-3/4"	12-3/4"	1-Tele	9 + Tip	C
DEC-C-861M-T	M	M	8'6"	10-20 lbs	1/2-2-1/2 oz	4-3/4"	12-3/4"	1-Tele	9 + Tip	C
DEC-LC-761M-T	M	M	7'6"	10-20 lbs	1/2-2-1/2 oz	4-3/4"	12-3/4"	1-Tele	7 + Tip	C
DEC-CBB-701ML	ML	M	7'0"	8-20 lbs	1/2-2 oz	5-1/4"	10-1/2"	1-pcs	8 + Tip	C
DEC-CBB-761L	L	M	7'6"	8-20 lbs	1/2-2 oz	5-1/4"	10-1/2"	1-pcs	8 + Tip	C
DEC-S-602-MHFT	MH	F	6'0"	8-15 lbs	3/8-1oz	2"	9"	2-pcs	6 + Tip	A
DEC-S-662-MFT	M	F	6'6"	6-12 lbs	1/8-5/8 oz	2"	9"	2-pcs	6 + Tip	A
DEC-S-601-MHFT	MH	F	6'0"	8-15 lbs	3/8-1oz	2"	9"	1-pcs	6 + Tip	A
DEC-S-661-MLFT	ML	F	6'6"	4-10 lbs	1/16-3/8 oz	2"	9"	1-pcs	6 + Tip	A
DEC-S-701-MLFT	ML	F	7'0"	4-10 lbs	1/16-3/8 oz	2"	9"	1-pcs	7 + Tip	A
DEC-S-661-MFT-FG	M	F	6'6"	6-12 lbs	1/8-5/8 oz	2"	9"	1-pcs	6 + Tip	B
DEC-S-701-MFT-FG	M	F	7'0"	6-12 lbs	1/8-5/8 oz	2"	9"	1-pcs	7 + Tip	B

C = Casting Model S = Spinning Model



X - SERIES

X-SERIES SALMON & STEELHEAD RODS

- Specially designed rods for Salmon and Steelhead fishing
- Premium 40-Ton Toray carbon rod blank construction
- Double locking Sea Guide Alien reel seat design
- Sea Guide deep press Titanium guide frames
- RS Sea Guide inserts offer unmatched hardness
- Custom 3-K woven carbon cone grip configuration
- X-Series rods are backed by a Limited Lifetime warranty

MODEL	PWR	TAPER	LENGTH (FT)	LINE WT (LBS)	LURE WT. (OZ)	FOREGRIP LENGTH	REARGRIP LENGTH	SECTIONS	GUIDES	HANDLE
X-SERIES SALMON & STEELHEAD RODS										
X-S-761M	M	F	7'6"	8-17 lbs	1/4-1 oz	2-1/2"	9 3/4"	1-pcs	8 + Tip	A
X-S-932M	M	F	9'3"	8-15 Lbs	1/4-1 oz	2-1/2"	10 3/4"	2-pcs	9 + Tip	A
X-S-9102M	M	MF	9'10"	8-15lbs	1/4-1 oz	2-1/2"	10 3/4"	2-pcs	10 + Tip	A
X-S-1062M	M	MF	10'6"	6-15 lbs	1/8-3/4 oz	2-1/2"	10 3/4"	2-pcs	11 + Tip	A
X-C-932M	M	F	9'3"	8 - 15 lbs	1/4-1 oz	2-1/2"	14"	2-pcs	12 + Tip	B
X-C-992M	M	MF	9'9"	6 - 15 lbs	1/8-3/4 oz	2-1/2"	14"	2-pcs	13 + Tip	B

C = Casting Model S = Spinning Model



A Split carbon cone rear grip with ALPS double locking seat

B Split carbon cone rear grip with ALPS double locking trigger seat



A Full tapered cork/EVA butt with Fuji spinning reel seat

B Full tapered cork/EVA butt with Fuji trigger reel seat

GLS Custom

GLS CUSTOM RODS

- Specifically, designed blanks for Salmon & Steelhead
- Light and responsive 30-ton carbon rod blanks
- UMR technology: Reduces weight / increases strength
- SCT: Dual helix wrap with over 6000 strands of carbon thread
- Premium deep press stainless steel Sea Guide frames
- Oversized Zirconium guide inserts to reduce freezing
- Features Fuji ACS or TVS reel seat, based on model
- Specialized TPE and premium cork grip configuration
- GLS rods are backed by a 3-year limited warranty

	MODEL	PWR	TAPER	LENGTH (FT)	LINE WT (LBS)	LURE WT. (OZ)	FOREGRIP LENGTH	REARGRIP LENGTH	SECTIONS	GUIDES	HANDLE
GREAT LAKES STEELHEAD CUSTOM RODS											
NEW	GLS-S-902M	M	M	9'	8-17	3/8-1	2-1/2"	11"	2-pcs	9+ Tip	A
NEW	GLS-S-902MH	MH	MF	9'0"	10-30	3/8-1-1/2	2-1/2"	11"	2-pcs	9+ Tip	A
NEW	GLS-S-962L	L	M	9'6"	4-10	1/8-3/8	2-1/2"	11"	2-pcs	9+ Tip	A
NEW	GLS-S-962ML	ML	MF	9'6"	6-12	1/4-1/2	2-1/2"	11"	2-pcs	9+ Tip	A
NEW	GLS-S-1062ML	ML	MF	10'	6-12	3/16-1/2	2-1/2"	11"	2-pcs	10+ Tip	A
NEW	GLS-S-1062M	M	M	10'6"	8-17	3/8-3/4	2-1/2"	11"	2-pcs	10+ Tip	A
NEW	GLS-C-1102ML	ML	M	11'0"	6-12	3/16-1/2	4"	11-3/4"	2-pcs	11+ Tip	B
NEW	GLS-C-1102M	M	M	11'0"	8-17	3/8-1-1/2	4"	11-3/4"	2-pcs	11+ Tip	B

C = Casting Model S = Spinning Model



Guide Select Pro

GUIDE SELECT PRO RODS

- 30/40-ton ultra-sensitive & responsive carbon blank
- SeaGuide LBG 316 grade stainless steel guide frames
- All models feature premium Fuji reel seat
- Premium 3K woven carbon fiber fore and rear grips
- Casting models feature a screw down 3K woven carbon foregrip
- Tip over butt ferrule connection for maximum strength & durability
- Stainless steel hook keepers strategically positioned based on technique
- Rod tapers were precision engineered for PNW Salmon and Steelhead fishing
- Trout rods feature fore and rear cork grips
- Guide Select Pro rods are backed by a limited lifetime warranty

	MODEL	PWR	TAPER	LENGTH (FT)	LINE WT (LBS)	LURE WT. (OZ)	FOREGRIP LENGTH	REARGRIP LENGTH	SECTIONS	GUIDES	HANDLE
GUIDE SELECT PRO RODS											
	GSP-S-761M	M	F	7'6"	8-15 lbs	1/4-3/4	2-3/4"	11"	1-pcs	8+ Tip	A
	GSP-S-902ML	ML	MF	9'0"	6-12 lbs	3/8-3/4	2-3/4"	11"	2-pcs	9+ Tip	A
	GSP-S-902M	M	MF	9'0"	8-17 lbs	3/8-1 oz	2-3/4"	11-1/4"	2-pcs	9+ TIP	A
	GSP-S-962L	L	M	9'6"	4-10 lbs	1/8-3/8 oz	2-3/4"	11-1/4"	2-pcs	9+ TIP	A
	GSP-S-992ML	ML	MF	9'9"	6-12 lbs	3/16-1/2 oz	2-3/4"	11-1/4"	2-pcs	9+ TIP	A
	GSP-S-992M	M	F	9'9"	8-17 lbs	3/8-1	2-3/4"	11"	2-pcs	9+ Tip	A
	GSP-S-1062ML	ML	MF	10'6"	6-12 lbs	3/16-1/2	2-3/4"	11"	2-pcs	10+ Tip	A
	GSP-S-1062M	M	MF	10'6"	8-17 lbs	3/16-1/2 oz	2-3/4"	11-1/4"	2-pcs	10+ Tip	A
	GSP-C-822MH	MH	F	8'2"	10-25 lbs	1/2-5 oz	4-1/4"	14"	2-pcs	10+ Tip	B
	GSP-C-902H	H	MF	9'0"	15-40 lbs	1/2-3 oz	3-1/2"	13-1/2"	2-pcs	11+ Tip	B
	GSP-C-922M	M	F	9'2"	8-17 lbs	3/8-1 oz	2-3/4"	14"	2-pcs	11+ Tip	B
	GSP-C-992ML	ML	MF	9'9"	6-12 lbs	3/16-1/2 oz	2-3/4"	14"	2-pcs	11+ Tip	B
GUIDE SELECT PRO TROUT RODS											
	GSP-S-761UL	UL	M/MF	7'6"	2-6 lbs	1/8-1/2	2"	8-3/4"	1-pcs	7+ Tip	C
	GSP-S-762UL	UL	M/MF	7'6"	2-6 lbs	1/8-1/2	2"	8-3/4"	2-pcs	7+ Tip	C
	GSP-S-792L+	L	MF	7'9"	4-12 lbs	1/4-3/4	3"	11"	2-pcs	9+ Tip	D
	GSP-S-802UL	UL	M/MF	8'0"	2-6 lbs	1/8-1/2	2"	8-3/4"	2-pcs	8+ Tip	C

C = Casting Model S = Spinning Model



A 3 K woven fore and rear grips with spinning reel seat

B 3 K woven fore and rear grips with trigger reel seat

C Tapered cork fore and rear cork grips

D 3k woven carbon split-grip handle with spinning reel seat

GUIDE SELECT CLASSIC RODS

- 24-ton moderate tapered carbon rod blanks
- Rod tapers and powers specifically designed for PNW Salmon
- Premium SeaGuide XBG 316 grade stainless steel guide frames
- Premium Fuji reel seats for maximum durability
- Moderate tapered rod banks specifically designed for PNW Salmon
- Premium 3K woven carbon fiber fore and rear grips
- Carbon Fiber screw down foregrip hides reel seat threads for added comfort
- The combination of materials and tapers make this our most durable Salmon series
- Guide Select Classic rods are backed by a limited lifetime warranty

MODEL	PWR	TAPER	LENGTH (FT)	LINE WT (LBS)	LURE WT. (OZ)	FOREGRIP LENGTH	REARGRIP LENGTH	SECTIONS	GUIDES	HANDLE
GUIDE SELECT CLASSIC RODS										
GSC-C-801M-CG	M	M	7'11"	10-20 lbs	1/4 - 3/4 oz	3"	13-3/4"	1-pcs	13 + Tip	A
GSC-C-801MH-CG	MH	M	7'11"	12 - 25 lbs	1/2 - 5 oz	4-1/2"	13-3/4"	1-pcs	13 + Tip	A
GSC-C-902MH-CG	MH	M	9'0"	12 - 25 lbs	1 - 6 oz	4-1/4"	13-3/4"	2-pcs	14 + Tip	A
GSC-C-932H-CG	H	M	9'3"	15 - 30 lbs	2 - 8 oz	4-1/4"	13-3/4"	2-pcs	14 + Tip	A
GSC-C-962XH-CG	XH	M	9'6"	20 - 40 lbs	4 - 16 oz	4-1/4"	13-3/4"	2-pcs	15 + Tip	A
GSC-C-1062H-CG	H	M	10'6"	15 - 30 lbs	2 - 8 oz	4-1/4"	13-3/4"	2-pcs	15 + Tip	A
GSC-C-1062XH-CG	XH	M	10'6"	20 - 40 lbs	4 - 16 oz	4-1/4"	13-3/4"	2-pcs	15 + Tip	A
GSC-C-1232XH-CG	XH	M	12'3"	20 - 40 lbs	4 - 16 oz	4-1/4"	16-3/4"	2-pcs	17 + Tip	A

C = Casting Models

Guide Select Classic



A 3K woven fore and rear grips with trigger reel seat

KOKANEE BLACK RODS

- Specially tapered rod blanks designed for Kokanee fishing
- SeaGuide stainless steel frames with Titanium oxide inserts
- Premium Fuji reel seats on all models
- 3K woven carbon fiber fore and rear grips
- 661ML designed with 24-ton carbon for jigging
- Kokanee Black rods are backed by a limited lifetime warranty

MODEL	PWR	TAPER	LENGTH (FT)	LINE WT (LBS)	LURE WT. (OZ)	FOREGRIP LENGTH	REARGRIP LENGTH	SECTIONS	GUIDES	HANDLE
KOKANEE BLACK RODS										
KBJ-C-661ML	ML	M/MF	6'6"	6-10 lbs	1/4-1/2 oz	2-1/2"	12"	1-pcs	9 + Tip	B
KB-C-762L	L	M	7'6"	4-8 lbs	1/8 - 3/4 oz	2-1/2"	10-1/4"	2-pcs	11 + Tip	B
KB-C-802L	L	M	8'0"	4-8 lbs	1/8 - 3/4 oz	2-1/2"	11-1/4"	2-pcs	12 + Tip	B
KB-C-902ML	ML	M	9'0"	4-10 lbs	1/4 - 1 oz	2-1/2"	12"	2-pcs	13 + Tip	B
KB-S-762L	L	M	7'6"	2-8 lbs	1/16 - 1/2 oz	2-1/2"	10-1/4"	2-pcs	6 + Tip	A
KB-S-802L	L	M	8'0"	2-8 lbs	1/16 - 1/2 oz	2-1/2"	11-1/4"	2-pcs	7 + Tip	A

C = Casting Model S = Spinning Model

KOKANEE BLACK



A 3K woven carbon grips with Fuji reel seat



B 3K woven carbon grips with Fuji trigger reel seat

SST

CARBON GRIP RODS

SST "A" CARBON GRIP RODS

- Technique and species-specific rod actions
- Light and responsive 24/30-ton low resin carbon blanks
- Sea Guide deep press guide frames for added durability
- Zirconium inserts offer compatibility for both braid and mono
- Woven carbon fiber fore and rear grip reduces weight
- Precision placed stainless steel hook keeper on all models
- Stainless steel hook keepers on all CG rod models
- SST rods are backed by a 1-year limited warranty

	MODEL	PWR	TAPER	LENGTH (FT)	LINE WT (LBS)	LURE WT. (OZ)	FOREGRIP LENGTH	REARGRIP LENGTH	SECTIONS	GUIDES	HANDLE
	SST "A" CARBON GRIP RODS										
NEW	SST-C-7101MGM-CG _a	MG-M	F	7'10"	8 - 17 lbs	1/8 - 3/8 oz	2-3/4"	13-1/4"	1-pcs	9 + Tip	C
NEW	SST-C-862M-CG _a	M	M/MF	8'6"	8 - 17 lbs	1/4 - 5/8 oz	2-3/4"	13-1/4"	2-pcs	11 + Tip	C
NEW	SST-C-862MH-CG _a	MH	MF	8'6"	10 - 25 lbs	3/8 - 3/4 oz	2-3/4"	13-1/4"	2-pcs	11 + Tip	C
NEW	SST-C-902H-CG _a	H	MF	9'0"	15 - 50 lbs	1 - 6 oz	4"	13-1/4"	2-pcs	9 + Tip	B
NEW	SST-C-932MGXH-CG _a	MG-XH	F	9'3"	40 - 80 lbs, Braid	2 - 8 oz	4"	13-1/4"	2-pcs	10 + Tip	B
NEW	SST-C-962XH-CG _a	XH	M	9'6"	20 - 50 lbs	4 - 16 oz	4"	13-1/4"	2-pcs	11 + Tip	B
NEW	SST-C-992H-CG _a	H	M	9'9"	15 - 40 lbs	2 - 10 oz	4"	13-1/4"	2-pcs	11 + Tip	B
NEW	SST-C-1062M-CG _a	M	M	10'6"	10 - 20 lbs	1-1/2 oz	2-3/4"	13-1/4"	2-pcs	12 + Tip	C
NEW	SST-C-1062H-CG _a	H	MF	10'6"	15 - 50 lbs	2 - 8 oz	4"	13-1/4"	2-pcs	11 + Tip	B
NEW	SST-C-1062XH-CG _a	XH	MF	10'6"	20 - 60 lbs	4 - 16 oz	4"	14-1/4"	2-pcs	11 + Tip	B
NEW	SST-S-761M-CG _a	M	F	7'6"	8 - 15 lbs	1/4 - 3/4 oz	4"	10-1/4"	1-pcs	8 + Tip	A
NEW	SST-S-862M-CG _a	M	M	8'6"	8 - 17 lbs	1/4 - 5/8 oz	2-3/4"	11"	2-pcs	8 + Tip	A
NEW	SST-S-862MH-CG _a	MH	MF	8'6"	10 - 20 lbs	3/8 - 1-1/2 oz	2-3/4"	11"	2-pcs	8 + Tip	A
NEW	SST-S-902M-CG _a	M	M	9'0"	8 - 17 lbs	3/8 - 1 oz	2-3/4"	11"	2-pcs	9 + Tip	A
NEW	SST-S-902H-CG _a	H	F	9'0"	10 - 30 lbs	3/8 - 1-1/2 oz	2-3/4"	12-1/4"	2-pcs	8 + Tip	A
NEW	SST-S-962L-CG _a	L	M	9'6"	4 - 10 lbs	1/8 - 3/8 oz	2-3/4"	11"	2-pcs	10 + Tip	A
NEW	SST-S-962ML-CG _a	ML	MF	9'6"	6 - 12 lbs	1/4 - 1/2 oz	2-3/4"	11"	2-pcs	10 + Tip	A
NEW	SST-S-962M-CG _a	M	MF	9'6"	8 - 17 lbs	3/8 - 3/4 oz	2-3/4"	11"	2-pcs	10 + Tip	A
NEW	SST-S-992H-CG _a	H	M	9'9"	15 - 40 lbs	1/2 - 3 oz	2-3/4"	11"	2-pcs	10 + Tip	A
NEW	SST-S-1062ML-CG _a	ML	MF	10'6"	6 - 12 lbs	3/16 - 1/2 oz	2-3/4"	11"	2-pcs	11 + Tip	A
NEW	SST-S-1062M-CG _a	M	M	10'6"	8 - 17 lbs	3/8 - 3/4 oz	2-3/4"	11"	2-pcs	11 + Tip	A

C = Casting Model S = Spinning Model



A Full carbon rear grip with skeleton pipe reel seat

B Full carbon rear grip with skeleton trigger reel seat and double locking nut

C Full carbon rear grip with trigger reel seat and double locking nut



A Full carbon rear grip with skeleton pipe reel seat

B Full carbon rear grip with skeleton trigger reel seat and double locking nut



SST

SPECIAL EDITION RODS

SST "A" SPECIAL EDITION RODS

- Technique and species-specific rod actions
- Light and responsive 24/30-ton low resin carbon blanks
- Sea Guide deep press guide frames for added durability
- Zirconium inserts offer compatibility for both braid and mono
- Woven carbon fiber fore and rear grip reduces weight
- Precision placed stainless steel hook keeper on all models
- Stainless steel hook keepers on all CG rod models
- SST Special Edition rods are backed by a 1-year limited warranty

	MODEL	PWR	TAPER	LENGTH (FT)	LINE WT (LBS)	LURE WT. (OZ)	FOREGRIP LENGTH	REARGRIP LENGTH	SECTIONS	GUIDES	HANDLE	
NEW	SST "A" SPECIAL EDITION RODS											
NEW	SST-S-702L-SE-CGa	L	M	7'0"	4 - 10 lbs	1/8 - 3/4 oz	2"	8-3/4"	2-pcs	7 + Tip	A	
NEW	SST-S-902M-SE-CGa	M	M	9'0"	8 - 17 lbs	3/8 - 1 oz	2-3/4"	11"	2-pcs	9 + Tip	A	
NEW	SST-C-902H-SE-CGa	H	MF	9'0"	15 - 50 lbs	1 - 6 oz	4"	13-1/4"	2-pcs	9 + Tip	B	
NEW	SST-C-1062H-SE-CGa	H	MF	10'6"	15 - 50 lbs	2 - 8 oz	4"	13-1/4"	2-pcs	11 + Tip	B	

C = Casting Model S = Spinning Model

SST

SST "A" CORK GRIP RODS

- Technique and species-specific rod actions
- Light and responsive 24/30-ton low resin carbon blanks
- Sea Guide deep press guide frames for added durability
- Zirconium inserts offer compatibility for both braid and mono
- Premium cork fore and rear grip with rubber cork accents
- Precision placed stainless steel hook keeper on all models
- Stainless steel hook keepers on all cork rod models
- SST rods are backed by a 1-year limited warranty

	MODEL	PWR	TAPER	LENGTH (FT)	LINE WT (LBS)	LURE WT. (OZ)	FOREGRIP LENGTH	REARGRIP LENGTH	SECTIONS	GUIDES	HANDLE	
NEW	SST "A" CORK GRIP RODS											
NEW	SST-C-862Ma	M	M/MF	8'6"	8 - 17 lbs	1/4 - 5/8 oz	2-1/2"	13-1/4"	2-pcs	11 + Tip	B	
NEW	SST-C-862MHa	MH	MF	8'6"	10 - 25 lbs	3/8 - 3/4 oz	2-1/2"	13-1/4"	2-pcs	11 + Tip	C	
NEW	SST-C-902Ha	H	MF	9'0"	15 - 50 lbs	1 - 6 oz	3-1/2"	13-1/4"	2-pcs	9 + Tip	C	
NEW	SST-C-962MLa	ML	M	9'6"	6 - 12 lbs	1/4 - 1/2 oz	2-1/2"	13-1/4"	2-pcs	13 + Tip	B	
NEW	SST-C-962Ma	M	—	9'6"	8 - 17 lbs	3/8 - 1 oz	2-1/2"	13-1/4"	2-pcs	13 + Tip	B	
NEW	SST-C-1062Ma	M	M	10'6"	10 - 20 lbs	3/8 - 1-1/2 oz	2-1/2"	13-1/4"	2-pcs	12 + Tip	C	
NEW	SST-C-1062Ha	H	MH	10'6"	15 - 50 lbs	2 - 8 oz	3-1/2"	13-1/4"	2-pcs	11 + Tip	C	
NEW	SST-S-662MLa	ML	MF	6'6"	4 - 8 lbs	1/8 - 3/8 oz	2"	7-3/4"	2-pcs	6 + Tip	A	
NEW	SST-S-662Ma	M	MF	6'6"	6 - 10 lbs	1/4 - 1/2 oz	2"	7-3/4"	2-pcs	6 + Tip	A	
NEW	SST-S-702MLa	ML	M	7'0"	4 - 8 lbs	1/8 - 3/8 oz	2"	9-1/2"	2-pcs	7 + Tip	A	
NEW	SST-S-702Ma	M	MF	7'0"	6 - 10 lbs	1/4 - 1/2 oz	2"	9-1/2"	2-pcs	7 + Tip	A	
NEW	SST-S-762Ma	M	—	7'6"	8 - 17 lbs	3/8 - 1 oz	2-1/2"	11"	2-pcs	7 + Tip	A	
NEW	SST-S-802MHa	MH	F	8'0"	12 - 30 lbs	1/2 - 2 oz	2-1/2"	11"	2-pcs	7 + Tip	A	
NEW	SST-S-862MLa	ML	MF	8'6"	6 - 12 lbs	3/16 - 1/2 oz	2-1/2"	11"	2-pcs	8 + Tip	A	
NEW	SST-S-862Ma	M	M	8'6"	8 - 17 lbs	1/4 - 5/8 oz	2-1/2"	11"	2-pcs	8 + Tip	A	
NEW	SST-S-862MHa	MH	MF	8'6"	10 - 20 lbs	3/8 - 1-1/2 oz	2-1/2"	11"	2-pcs	8 + Tip	A	
NEW	SST-S-902Ma	M	M	9'0"	8 - 17 lbs	3/8 - 1 oz	2-1/2"	11"	2-pcs	9 + Tip	A	
NEW	SST-S-902Ha	H	MF	9'0"	10 - 30 lbs	1/2 - 2 oz	2-1/2"	12"	2-pcs	8 + Tip	A	
NEW	SST-S-962La	L	M	9'6"	4 - 10 lbs	1/8 - 3/8 oz	2-1/2"	11"	2-pcs	10 + Tip	A	
NEW	SST-S-962MLa	ML	MF	9'6"	6 - 12 lbs	1/4 - 1/2 oz	2-1/2"	11"	2-pcs	10 + Tip	A	
NEW	SST-S-962Ma	M	—	9'6"	8 - 17 lbs	3/8 - 1 oz	2-1/2"	11"	2-pcs	10 + Tip	A	
NEW	SST-S-1062MLa	ML	MF	10'6"	6 - 12 lbs	3/16 - 1/2 oz	2-1/2"	11"	2-pcs	11 + Tip	A	
NEW	SST-S-1062Ma	M	M	10'6"	8 - 17 lbs	3/8 - 3/4 oz	2-1/2"	11"	2-pcs	11 + Tip	A	

C = Casting Model S = Spinning Model



A Full cork rear grip with skeleton pipe reel seat

B Full cork rear grip with trigger reel seat

C Full cork rear grip with trigger reel seat and double locking nut



A Full cork rear grip with skeleton pipe reel seat

B Full cork rear grip with trigger reel seat



SST

SST "A" TROUT, KOKANEE, HALIBUT RODS

- Technique and species-specific rod actions
- Light and responsive 24/30-ton low resin carbon blanks
- 1-pcs rod blank design for maximum durability
- Heavy Duty double foot guide frames for added strength
- Zirconium inserts offer compatibility for both braid and mono
- Shrink tube foregrip with hard nylon butt section
- Features gun smoke anodized aluminum rod gimbal
- SST rods are backed by a 1-year limited warranty

C Hard nylon butt section with Fuji reel seat and aluminum gimbal

	MODEL	PWR	TAPER	LENGTH (FT)	LINE WT (LBS)	LURE WT. (OZ)	FOREGRIP LENGTH	REARGRIP LENGTH	SECTIONS	GUIDES	HANDLE	
	SST "A" KOKANEE AND TROUT RODS											
NEW	SST-S-562ULa	UL	M	5'6"	2-6 lbs	1/16 - 3/8 oz	2"	7"	2-pcs	5 + Tip	A	
NEW	SST-S-602ULa	UL	M	6'0"	2-6 lbs	1/8 - 3/8 oz	2"	7"	2-pcs	5 + Tip	A	
NEW	SST-S-662ULa	UL	M	6'6"	2-6 lbs	1/8 - 3/8 oz	2"	7-3/4"	2-pcs	6 + Tip	A	
NEW	SST-S-702ULa	UL	M	7'0"	2-8 lbs	1/8 - 3/8 oz	2"	9-1/2"	2-pcs	7 + Tip	A	
NEW	SST-S-702La	L	M	7'0"	4-10 lbs	1/8 - 3/4 oz	2"	8-3/4"	2-pcs	7 + Tip	A	
NEW	SST-S-762ULa	UL	M	7'6"	2-6 lbs	1/32 - 3/8 oz	2"	7-3/4"	2-pcs	7 + Tip	A	
NEW	SST-S-762La	L	M	7'6"	4-10 lbs	1/8 - 3/4 oz	2"	8-3/4"	2-pcs	7 + Tip	A	
NEW	SST-S-802ULa	UL	M	8'0"	2-6 lbs	1/32 - 3/8 oz	2"	8-3/4"	2-pcs	8 + Tip	A	
NEW	SST-C-702La	L	M	7'0"	4-10 lbs	1/8 - 3/4 oz	2"	11"	2-pcs	10 + Tip	B	
NEW	SST-C-762La	L	M	7'6"	4-12 lbs	1/4 - 1 oz	2"	11"	2-pcs	10 + Tip	B	
	SST "A" HALIBUT RODS											
NEW	SST-C-561Ha	H	MF	5'6"	50-100 lbs	-	15"	10-1/2"	1-pcs	5 + Tip	C	
NEW	SST-C-561XHa	XH	MF/F	5'6"	80-120 lbs	-	15"	10-1/2"	1-pcs	5 + Tip	C	

C = Casting Model S = Spinning Model



Celilo

GRAPHITE RODS

CELILO GRAPHITE RODS

- Sensitive graphite composite blanks
- Aluminum oxide guide inserts
- Stainless steel hooded reel seats
- Fore and rear cork grips
- Stainless steel hook keeper
- Thru-blank handle design
- Celilo rods are backed by a 1-year limited warranty

	MODEL	PWR	TAPER	LENGTH (FT)	LINE WT (LBS)	LURE WT. (OZ)	FOREGRIP LENGTH	REARGRIP LENGTH	SECTIONS	GUIDES	HANDLE	
	CELILO GRAPHITE RODS											
	CE-C-762Ha	H	MF	7'10"	10-30 lbs	3/4-2-1/2	2-3/4"	13"	2-pcs	8 + Tip	A	
	CE-C-862MLa	ML	MF	8'6"	6-12 lbs	3/16-1/2	2-3/4"	12"	2-pcs	9 + Tip	A	
	CE-C-862Ma	M	F	8'6"	8-17 lbs	1/4-5/8	2-3/4"	12"	2-pcs	9 + Tip	A	
	CE-C-862MHa	MH	F	8'6"	10-20 lbs	3/8-3/4	2-3/4"	12"	2-pcs	9 + Tip	A	
	CE-C-862Ha	H	F	8'6"	12-25 lbs	1/2-4	3-1/2"	13-1/2"	2-pcs	9 + Tip	A	
	CE-C-902MHa	MH	MF	9'0"	15-50 lbs	1-6	3-1/2"	13-1/2"	2-pcs	9 + Tip	A	
	CE-C-902Ha	H	MF	9'0"	15-30 lbs	3/4-4	4"	13-1/2"	2-pcs	9 + Tip	A	
	CE-C-962MLa	ML	MF	9'6"	6-12 lbs	1/4-1/2	3-1/2"	12-1/8"	2-pcs	9 + Tip	A	
	CE-C-1062MHa	MH	MF	10'6"	15-50 lbs	-	3-1/2"	13-1/2"	2-pcs	12 + Tip	A	
	CE-C-1062Ha	H	MF	10'6"	20-60 lbs	-	3-1/2"	14"	2-pcs	12 + Tip	A	
	CE-S-862MLa	ML	M	8'6"	6-12 lbs	3/16-1/2	2-1/2"	12"	2-pcs	7 + Tip	B	
	CE-S-862Ma	M	MF	8'6"	8-17 lbs	1/4-5/8	2-1/2"	12"	2-pcs	7 + Tip	B	
	CE-S-862Ha	H	MF	8'6"	12-25 lbs	1/2-4	3-1/2"	13-1/2"	2-pcs	7 + Tip	B	
	CE-S-962La	L	M	9'6"	4-8 lbs	1/8-3/8	2-1/2"	12"	2-pcs	10 + Tip	B	
	CE-S-962MLa	ML	M	9'6"	6-12 lbs	1/4-1/2	3-1/2"	12-1/8"	2-pcs	10 + Tip	B	
	CE-S-1002MLa	ML	M	10'	4-12 lbs	1/16-1/4	3-1/2"	14-1/2"	2-pcs	6 + TIP	B	

C = Casting Model S = Spinning Model



A Split cork rear grip with pipe reel seat

B Split cork rear grip with trigger reel seat

CELILO ULTRALIGHT RODS

- Sensitive graphite composite blanks
- Aluminum oxide guide inserts
- Stainless steel hooded reel seats
- Fore and rear cork grips
- Stainless steel hook keeper
- Thru-blank handle design
- Celilo ultralight rods are backed by a 1-year limited warranty

MODEL	PWR	TAPER	LENGTH (FT)	LINE WT (LBS)	LURE WT. (OZ)	FOREGRIP LENGTH	REARGRIP LENGTH	SECTIONS	GUIDES	HANDLE
CELILO ULTRALIGHT RODS										
CE-S-461UL-1	UL	M	4'6"	1-4 lbs	1/32-3/16	2"	6-1/4"	1-pc	4 + Tip	A
CE-S-502UL-1	UL	M	5'0"	1-4 lbs	1/32-3/16	2"	6-1/4"	2-pcs	4 + Tip	A
CE-S-562UL-1	UL	M	5'6"	2-6 lbs	1/32-1/4	2"	6-1/4"	2-pcs	5 + Tip	A
CE-S-602UL-1	UL	M	6'0"	2-6 lbs	1/32-1/4	2"	6-1/4"	2-pcs	5 + Tip	A
CE-S-662UL-1	UL	M	6'6"	2-6 lbs	1/32-3/8	2"	6-1/4"	2-pcs	6 + Tip	A
CE-S-702L-1	L	M	7'0"	4-10 lbs	3/16-5/8	2-3/4"	7-3/8"	2-pcs	7 + Tip	A
CE-S-762UL	UL	M	7'6"	2-6 lbs	1/32-3/8	2-1/2"	8-1/2"	2-pcs	7 + Tip	A
CE-S-762L-1	L	M	7'6"	4-10 lbs	3/16-5/8	2-3/4"	7-3/8"	2-pcs	7 + Tip	A
CE-S-802UL	UL	M	8'0"	2-6 lbs	1/32-3/8	2-1/2"	9-1/2"	2-pcs	8 + Tip	A
CE-S-862ULa	UL	M	8'6"	2-6 lbs	1/32-3/8	2-5/8"	10-3/8"	2-pcs	8 + Tip	A

S = Spinning Model

CELILO SPECIALTY RODS

- Sensitive graphite composite blanks
- Aluminum oxide guide inserts
- Stainless steel hooded reel seats
- Aluminum gimbal on Halibut rods
- Rugged graphite butt section on Halibut rod
- Celilo rods are backed by a 1-year limited warranty

MODEL	PWR	TAPER	LENGTH (FT)	LINE WT (LBS)	LURE WT. (OZ)	FOREGRIP LENGTH	REARGRIP LENGTH	SECTIONS	GUIDES	HANDLE
CELILO KOKANEK ROD										
CE-C-702L	L	M	7'0"	2-8 lbs	1/8-1/2	2-1/2"	11"	2-pcs	7 + Tip	B
CE-C-802UL	UL	M	8'0"	2-6 lbs	1/32-3/8	2-1/2"	11"	2-pcs	11 + Tip	B
CELILO BIG WATER HALIBUT / STURGEON RODS / ALL PURPOSE										
CE-C-561Ha	H	F/XF	5'6"	50-100 lbs	-	13"	10-1/2"	1-pc	5 + Tip	A

C = Casting Model

Celilo ULTRALIGHT



A Standard pipe reel seat and cork

Celilo SPECIALTY



A Standard reel seat with EVA butt and rubber butt cap



B Full cork fore & rear grip with pipe reel seat

CONNOISSEUR STEELHEAD RODS

CONNOISSEUR RODS

- Steelhead specific rod blank tapers and powers
- Responsive and durable 24-ton carbon blank construction
- UFR-II: Ultimate Flex Reinforcement rod tip technology
- Tip over butt ferrule connection for improved balance
- Traditional full cork rear grip and cork foregrip
- Titanium oxide guide inserts with stainless steel frames
- "L" powered rods are equivalent to Noodle rods
- Stainless steel hook keepers on all CQ models
- Connoisseur rods are backed by a 1-year limited warranty

MODEL	PWR	TAPER	LENGTH (FT)	LINE WT (LBS)	LURE WT. (OZ)	FOREGRIP LENGTH	REARGRIP LENGTH	SECTIONS	GUIDES	HANDLE
CONNOISSEUR RODS										
CQ-C-862MHa	MH	MF	8'6"	8-20 lbs	3/8-1	3"	12"	2-pcs	8 + Tip	B
CQ-S-862Ma	M	MF	8'6"	10-20 lbs	1/8-1/4	4"	10"	2-pcs	9 + Tip	A
CQ-S-862MHa	MH	MF	8'6"	15-25 lbs	1/2-4	4"	10"	2-pcs	9 + Tip	A
CQ-S-902La	L	M	9'0"	2-8 lbs	1/16-1/4	7"	8"	2-pcs	9 + Tip	A
CQ-S-902MLa	ML	MF	9'0"	6-12 lbs	1/8-1/4	5"	8"	2-pcs	9 + Tip	A
CQ-S-962MLa	ML	MF	9'6"	6-12 lbs	1/8-1/4	5"	8"	2-pcs	9 + Tip	A
CQ-S-1002La	L	M	10'0"	2-10 lbs	1/16-1/4	7"	9"	2-pcs	9 + Tip	A
CQ-S-1002MLa	ML	MF	10'0"	6-12 lbs	1/8-1/4	5"	8"	2-pcs	9 + Tip	A
CQ-S-1102La	L	M	11'0"	4-10 lbs	1/16-1/4	7"	10"	2-pcs	12 + Tip	A

C = Casting Model S = Spinning Model



A Spinning reel seat with cork fore and rear grips

B Trigger reel seat with cork fore and rear grips

WHITE DIAMOND RODS

- Carbon and glass blank construction for maximum durability
- Copper/Leadcore rod WD-CL-862M is tubular glass based on application
- UFR: Ultimate Flex Reinforcement rod tip technology
- Low profile stainless steel guide frames and inserts
- Wire/Copper/Leadcore trolling rods feature welded stainless steel guides
- Rods designated with "WL" in the model feature a swivel roller tip top.
- White upper blank section designed for increased visibility and bite indicator
- Cushioned stainless steel hooded reel seat.
- Triangular shaped EVA foregrip prevents twisting while fishing a fish.
- Durable non-skid, rubber gimbal on all models
- All White Diamond rods are 2-pcs blank construction
- White Diamond rods are backed by a 1-year limited warranty

MODEL	PWR	TAPER	LENGTH (FT)	LINE WT (LBS)	LURE WT. (OZ)	FOREGRIP LENGTH	REARGRIP LENGTH	SECTIONS	GUIDES	HANDLE
WHITE DIAMOND RODS										
WD-DR-762ML	ML	S/M	7'6"	8-17 lbs	1/32-3/16	6"	11-3/8"	2-pcs	9 + Tip	A
WD-DR-802M	M	S/M	8'0"	12-25 lbs	1/32-3/16	6"	11-3/8"	2-pcs	9 + Tip	A
WD-DR-862ML	ML	S/M	8'6"	8-17 lbs	1/32-1/4	6"	11-3/8"	2-pcs	11 + Tip	A
WD-DR-862M	M	S/M	8'6"	12-25 lbs	1/32-1/4	6"	11-3/8"	2-pcs	11 + Tip	A
WD-DD-1002MH	MH	M	10'0"	12-30 lbs	1/32-3/8	6"	13-1/2"	2-pcs	10 + Tip	A
WD-CL-862M	M	M/MF	8'6"	12-25 lbs	3/16-5/8	6-1/4"	11-3/4"	2-pcs	8 + Tip	A
WD-WL-862MH	MH	M	8'6"	WIRE	1/32-3/8	6-1/4"	12-3/4"	2-pcs	6 + Tip	A
WD-WL-1002MH	MH	M	10'0"	WIRE	3/16-5/8	6-1/4"	12-3/4"	2-pcs	7 + Tip	A

BLUE DIAMOND RODS

- Extremely durable carbon and glass blank mixture for ultimate strength
- EVA fore and rear grips for comfort and durability
- Polished Titanium oxide guide inserts
- Double foot, stainless steel guide frames
- Cushioned stainless steel hooded reel seat
- Durable non-skid, rubber gimbal on all models
- Technique-specific rod designs for Downrigger, Planer and Dipsy
- All Blue Diamond Rods are 2-pcs blank construction
- Blue Diamond rods are backed by a 1-year limited warranty

MODEL	PWR	TAPER	LENGTH (FT)	LINE WT (LBS)	LURE WT. (OZ)	FOREGRIP LENGTH	REARGRIP LENGTH	SECTIONS	GUIDES	HANDLE
BLUE DIAMOND RODS										
BD-C-762MLa	ML	S/M	7'6"	8-20 lbs	—	6"	11-3/8"	2-pcs	9 + Tip	A
BD-C-802Ma	M	S/M	8'0"	12-25 lbs	—	6"	11-3/8"	2-pcs	9 + Tip	A
BD-C-862MLa	ML	S/M	8'6"	8-17 lbs	—	6"	11-3/8"	2-pcs	11 + Tip	A
BD-C-862Ma	M	S/M	8'6"	12-25 lbs	—	6"	11-3/8"	2-pcs	11 + Tip	A
BD-C-862Ma	MH	M	8'6"	12-30 lbs	—	6"	11-3/8"	2-pcs	11 + Tip	A
BD-C-902Ma	M	M	9'0"	12-25 lbs	—	6"	13-3/4"	2-pcs	10 + Tip	A
BD-C-1002Ma	MH	M	10'0"	12-30 lbs	—	6"	13-3/4"	2-pcs	10 + Tip	A

C = Casting Model



A Standard pipe reel seat with Triangle shaped foregrip

Blue Diamond



A EVA fore and rear grips with rubber gimbal

CLASSIC PRO GLT

CLASSIC PRO GLT RODS

- Salmon and Striper specialty rods
- Durable E-glass blank construction
- Durable titanium oxide guide inserts
- Stainless steel guide frames
- Copper line rod features stainless steel welded guides
- Triangular shaped EVA foregrip (All models but spinning)
- Rubber shrink tube butt. Improves rod holder removal and durability
- Casting guides are all double foot construction
- Precision Trolling models are telescopic Salmon trolling rods
- All rods feature a custom mirror finished rod blank
- Tip over butt ferrule connection for increased strength
- Stainless steel hook keepers
- Classic Pro GLT rods are backed by a 1-year limited warranty

MODEL	PWR	TAPER	LENGTH (FT)	LINE WT (LBS)	FOREGRIP LENGTH	REARGRIP LENGTH	SECTIONS	GUIDES	HANDLE
CLASSIC PRO GLT RODS									
CP-LT-762M	M	MF	7'6"	12-20 lbs	5-1/2"	11"	2-pcs	7 + Tip	A
CP-DR-702M	M	S	7'0"	10-20 lbs	5-1/2"	11"	2-pcs	9 + Tip	A
CP-DR-762ML	ML	S	7'6"	8-20 lbs	5-1/2"	11"	2-pcs	9 + Tip	A
CP-DR-802M	M	S	8'0"	10-20 lbs	5-1/2"	9-3/4"	2-pcs	11 + Tip	A
CP-DR-862M	M	S	8'6"	10-25 lbs	6-3/4"	11-3/4"	2-pcs	11 + Tip	A
CP-DD-902M	M	M	9'0"	10-25 lbs	6-3/4"	11"	2-pcs	11 + Tip	A
CP-DD-1002M	M	M	10'0"	12-30 lbs	7-3/4"	12"	2-pcs	11 + Tip	A
CP-DD-1062M	M	M	10'6"	12-30 lbs	8-3/4"	12"	2-pcs	10 + Tip	A
CP-PB-7101M-T	M	M	7'10"	10-20 lbs	2-3/4"	12-3/4"	1-tele	8 + Tip	C
CP-PB-861M-T	M	M/MF	8'6"	10-20 lbs	2-3/4"	12"	1-tele	9 + Tip	A
CP-CL-862M	M	M/MF	8'6"	12-27 lbs	6-3/4"	9"	2-pcs	11 + Tip	A
CP-C-862M	M	M	8'6"	10-20 lbs	4-1/2"	11"	2-pcs	11 + Tip	A
CP-C-862MH	MH	M	8'6"	12-25 lbs	4-1/2"	11"	2-pcs	11 + Tip	A
CP-C-902MH	MH	M	9'0"	12-25 lbs	4-1/2"	11"	2-pcs	11 + Tip	A
CST-LB-701ML	ML	S/M	7'0"	6-20 lbs	5-1/4"	10-1/2"	1-pc	8 + Tip	C
CST-LB-761ML	ML	M	7'6"	10-20 lbs	5-1/4"	12"	1-pc	9 + Tip	C
CST-UR-761MH	MH	M/MF	7'6"	12-25 lbs	8"	14"	1-pc	8 + Tip	C
CCF-S-802MH+	MH+	M/MF	8'0"	12-30 lbs	4"	15-1/2"	2-pcs	8 + Tip	B



A Standard pipe reel seat with shrink tube butt section, no gimbal

B Standard pipe reel seat with EVA grips

C Trigger reel seat with shrink tube butt section, no gimbal



A EVA foregrip and rear grip with Fuji reel seat

B EVA foregrip and rear grip with ALPS aluminum reel seat

C EVA foregrip and rear grip with ALPS aluminum reel seat and gimbal

SCT *Albacore*

SCT ALBACORE RODS

- UFR: Ultimate Flex Reinforcement technology increases rod's lifting power and maximum strength
- Extremely lightweight and responsive 24-ton carbon rod blanks
- SCT blanks: Spiral Carbon Technology improved strength and durability
- SCT is a dual helix wrap configuration with over 6000 strands of carbon fiber
- ALPS stainless steel deep pressed guide frames
- Titanium oxide ALPS guide inserts
- EVA foregrip and rear grips for maximum durability
- Fuji DPS reel seat on spinning models
- ALPS aluminum reel seat on casting and trolling models
- Aluminum gimbal on Albacore trolling rods
- SCT Albacore rods are backed by a limited lifetime warranty

MODEL	PWR	TAPER	LENGTH (FT)	LINE WT (LBS)	LURE WT. (OZ)	FOREGRIP LENGTH	REARGRIP LENGTH	SECTIONS	GUIDES	HANDLE
SCT ALBACORE RODS										
SCT-AC-661MH	MH	MF	6'6"	20-50 lbs	—	6-1/2"	14-1/4"	1-pc	9 + Tip	B
SCT-AC-701MH	MH	MF	7'0"	20-50 lbs	—	6-1/2"	14-1/4"	1-pc	9 + Tip	B
SCT-AT-601H	H	MF	6'0"	30-60 lbs	—	6-1/2"	14-1/4"	1-pc	8 + Tip	C
SCT-AS-701MH	MH	MF	7'0"	20-50 lbs	—	6-1/2"	12"	1-pc	7 + Tip	A



PCH *Custom*

PCH CUSTOM RODS

- Extremely lightweight and responsive 24-ton carbon rod blanks
- UFR-II: Ultimate Flex Reinforcement rod tip technology
- 3K-woven carbon outer blank wrap improves hoop strength
- M, MH and H models feature Fuji K-guides with Alconite inserts
- XH models feature ALPS HXN guides with Zirconium inserts
- All models feature machined aluminum ALPS CAH reel seats
- 7' and 7'6" rods feature tapered TPE fore and rear grips
- 8' rods featured tapered shrink tube for durability and comfort
- All PCH models feature ALPS non-skid rubber butt caps
- PCH-KT-2101-CG custom designed for kite fishing
- Popping rod features reversed stripper guide for reduced tangles
- PCH Custom rods are backed by a limited lifetime warranty



A TPE fore and rear grip with ALPS reel seat and ALPS rubber butt cap

B Tapered shrink tube fore and rear grip with ALPS reel seat and ALPS rubber butt cap

C TPE foregrip with split rear grip and ALPS reel seat

D TPE fore and rear grip with ALPS reel seat and ALPS rubber butt cap

E Shrink tube fore and rear grips with ALPS reel seat and gimbal

F Extremely hard EVA with ALPS reel seat and gimbal

G TPE foregrip, shrink tube rear grip with ALPS reel seat and AL gimbal

H TPE foregrip, 3K woven carbon grip with ALPS reel seat, AL gimbal and safety ring

I TPE foregrip and rear grips with Fuji reel seat and AL gimbal

MODEL	PWR	TAPER	LENGTH (FT)	LINE WT (LBS)	LURE WT. (OZ)	FOREGRIP LENGTH	REARGRIP LENGTH	SECTIONS	GUIDES	HANDLE
PCH CUSTOM RODS										
PCH-C-701M	M	F	7'0"	12-25 lbs	—	12'-1/2"	13'-1/4"	1-pcs	9 + Tip	A
PCH-C-701H	H	F	7'0"	20-50 lbs	—	12'-1/2"	13'-1/4"	1-pcs	9 + Tip	A
PCH-C-701XH	XH	F	7'0"	30-60 lbs	—	12'-1/2"	13'-1/4"	1-pcs	9 + Tip	A
PCH-C-701XXH	XXH	F	7'0"	40-80 lbs	—	15'-1/2"	14'-1/2"	1-pcs	9 + Tip	G
PCH-C-741XXH	XXH	F	7'4"	60-100 lbs	—	18"	15"	1-pcs	9 + Tip	E
PCH-C-741XXXH	XXXH	F	7'4"	80-130 lbs	—	18"	15"	1-pcs	9 + Tip	E
PCH-C-741XXXXH	XXXXH	F	7'4"	150-200 lbs	—	20"	15"	1-pcs	9 + Tip	F
PCH-C-761M	M	F	7'6"	12-25 lbs	—	12'-1/2"	13'-1/4"	1-pcs	9 + Tip	A
PCH-C-761H	H	F	7'6"	20-50 lbs	—	12'-1/2"	13'-1/4"	1-pcs	9 + Tip	A
PCH-C-761XH	XH	F	7'6"	30-60 lbs	—	12'-1/2"	13'-1/4"	1-pcs	9 + Tip	A
PCH-C-801MH	MH	F	8'0"	15-40 lbs	—	12'-1/2"	13'-1/4"	1-pcs	10 + Tip	B
PCH-C-801H	H	F	8'0"	20-50 lbs	—	12'-1/2"	13'-1/4"	1-pcs	10 + Tip	B
PCH-C-801XH	XH	F	8'0"	30-60 lbs	—	12'-1/2"	13'-1/4"	1-pcs	10 + Tip	B
PCHP-S-761MH	MH	MF/F	7'6"	40 - 60 lbs	1 - 6 oz	7'-3/4"	16'-7/8"	1-pcs	6 + Tip	C
PCHP-S-761H	H	MF/F	7'6"	50 - 80 lbs	2 - 8 oz	7'-3/4"	16'-7/8"	1-pcs	6 + Tip	C
PCHP-S-761XH	XH	MF/F	7'6"	60 - 100 lbs	2 - 10 oz	7'-3/4"	16'-7/8"	1-pcs	6 + Tip	C
PCH-S-701M	M	F	7'0"	12-30 lbs	—	11'-1/2"	13"	1-pcs	6 + Tip	I
PCH-S-701MH	MH	F	7'0"	15-30 lbs	—	11'-1/2"	13"	1-pcs	6 + Tip	I
PCH-S-701H	H	F	7'0"	20-40 lbs	—	11'-1/2"	13"	1-pcs	6 + Tip	I
PCH KITE ROD										
GSP-S-761UL	—	—	2'10"	—	—	7"	13"	1-pcs	Tip only	H

C = Casting Model S = Spinning Model

PCH Custom INSHORE RODS



A Cork/TPE combination grips with Fuji reel seat



B Cork/TPE combination grips with Fuji trigger reel seat



C Cork/TPE combination grips with Fuji trigger reel seat

PCH CUSTOM INSHORE RODS

- Extremely lightweight and responsive 24-ton carbon rod blanks
- UFR-II: Ultimate Flex Reinforcement rod tip technology
- 3K-woven carbon outer blank wrap improves hoop strength
- Features Fuji K-guide concept frames to reduce wind knots
- PCH inshore models all feature Alconite inserts to reduce abrasion
- Premium Fuji reel seat for maximum reel support
- Custom cork and TPE grip configuration for comfort and durability
- "SG" models feature a rear cork split grip design for reduced weight
- ALPS non-skid rubber butt cap adds comfort and protects your boat
- All PCH inshore rods feature an oversized stainless-steel hook keeper
- PCH inshore rods are backed by a limited lifetime warranty

MODEL	PWR	TAPER	LENGTH (FT)	LINE WT (LBS)	LURE WT. (OZ)	FOREGRIP LENGTH	REARGRIP LENGTH	SECTIONS	GUIDES	HANDLE
PCH CUSTOM INSHORE RODS										
PCHi-C-761M	M	F	7'6"	12-25 lbs	3/4 - 1-1/2 oz	2-3/4"	13"	1-pcs	9 + Tip	B
PCHi-C-761H	H	F	7'6"	20-40 lbs	1 - 3 oz	2-3/4"	13"	1-pcs	9 + Tip	B
PCHi-C-801MH	MH	F	8'0"	15-30 lbs	1 - 2-3/4 oz	2-3/4"	14"	1-pcs	10 + Tip	B
PCHi-C-801H	H	F	8'0"	20-40 lbs	1 - 3 oz	2-3/4"	14"	1-pcs	10 + Tip	B
PCHi-C-801H-SG	H	MF/F	8'0"	15 - 30 lbs	1 - 3 oz	4"	14-1/4"	1-pcs	10 + Tip	C
PCHi-C-801XH-SG	XH	MF/F	8'0"	20 - 40 lbs	1-1/2 - 4-1/2 oz	4"	14-1/4"	1-pcs	10 + Tip	C
PCHi-S-801MH	MH	F	7'11"	15-30 lbs	1 - 2-3/4 oz	5-1/4"	13-1/2"	1-pcs	7 + Tip	A
PCHi-S-801H	H	F	7'11"	20-40 lbs	1 - 3 oz	5-1/4"	13-1/2"	1-pcs	7 + Tip	A

C = Casting Model S = Spinning Model

PCH Custom TROLLING RODS



A Shrink tube foregrip with straight carbon butt and aluminum reel seat



B Shrink tube foregrip with bent carbon butt and aluminum reel seat


PCH TROLLING RODS

- Durable 24-ton carbon and E-Glass constructed rod blanks
- 3K-woven carbon outer blank wrap improves hoop strength
- ALPS RX series roller guides with 316 stainless steel rollers
- Proprietary curved or straight woven carbon fiber butt sections
- Detachable butt section with machined aluminum reel seats
- Tapered shrink tube foregrips offer maximum durability
- PCH Trolling rods are backed by a limited lifetime warranty

MODEL	PWR	TAPER	LENGTH (FT)	LINE WT (LBS)	FOREGRIP LENGTH	REARGRIP LENGTH	SECTIONS	GUIDES	HANDLE
PCH TROLLING RODS									
PCH-TRS-561M	M	MF/F	5'6"	40 - 100 lbs	13"	13"	1-pcs	4 + Tip	A
PCH-TRS-561MH	MH	MF/F	5'6"	60 - 130 lbs	13"	13"	1-pcs	4 + Tip	A
PCH-TRS-5101H	H	MF/F	5'10"	80 - 150 lbs	11"	14"	1-pcs	4 + Tip	A
PCH-TRS-5101XH	XH	MF/F	5'10"	100 - 250 lbs	11"	14"	1-pcs	4 + Tip	A
PCH-TRS-661M	M	MF/F	6'6"	40 - 100 lbs	13"	13"	1-pcs	5 + Tip	A
PCH-TRS-661MH	MH	MF/F	6'6"	60 - 130 lbs	13"	13"	1-pcs	5 + Tip	A
PCH-TRS-6101H	H	MF/F	6'10"	80 - 150 lbs	11"	15-1/2"	1-pcs	5 + Tip	A
PCH-TRS-6101XH	XH	MF/F	6'10"	100 - 250 lbs	11"	15-1/2"	1-pcs	5 + Tip	A
PCH-TRB-5101H	H	MF/F	5'10"	80 - 150 lbs	11"	14"	1-pcs	5 + Tip	B
PCH-TRB-5101XH	XH	MF/F	5'10"	100 - 250 lbs	11"	14"	1-pcs	5 + Tip	B
PCH-TRB-6101H	H	MF/F	6'10"	80 - 150 lbs	11"	15-1/2"	1-pcs	5 + Tip	B
PCH-TRB-6101XH	XH	MF/F	6'10"	100 - 250 lbs	11"	15-1/2"	1-pcs	5 + Tip	B

ALPS RX PREMIUM ROLLER GUIDES

- * Tournament IGFA series rods feature black and gold RX roller guides
- * All Roller Trolling rods feature gunsmoke RX roller guides



MAKAIRA

SALTWATER CARBON TECHNOLOGY



A Makaira Trolling: ALPS aluminum reel seat with shrink tube grips and aluminum gimbal



B Makaira Trolling: ALPS aluminum butt section



C Makaira Trolling: Bent butt section

MAKAIRA SALTWATER CARBON TECHNOLOGY

MAKAIRA TROLLING RODS

- Carbon composite rod blank technology
- ALPS deep press 316 stainless guide frames
- Custom ALPS aluminum reel seats with Abalone under lay
- IGFA tournament rods with full straight or bent aluminum rod butts
- Shrink tube grips for ultimate durability
- ALPS roller guides on trolling rods with large knot clearance
- Aluminum gimbals on trolling rods
- Custom abalone decoration above fore grip
- Custom leather wrapped fore grip on IGFA Stand Up rods
- Makaira rods are backed by a limited lifetime warranty

MODEL	PWR	TAPER	LENGTH (FT)	LINE WT (LBS)	LURE WT. (OZ)	FOREGRIP LENGTH	REARGRIP LENGTH	SECTIONS	GUIDES	HANDLE
MAKAIRA TROLLING ROLLER GUIDE RODS										
MK-TR-601H	H	M/MF	6'0"	30-80 lbs	—	16"	11-5/8"	1-pc	5 + Tip	A
MK-TR-601XH	XH	M/MF	6'0"	40-100 lbs	—	16"	11-5/8"	1-pc	5 + Tip	A
MK-TR-601XXH	XXH	M/MF	6'0"	50-120 lbs	—	16"	11-5/8"	1-pc	5 + Tip	A
MAKAIRA STRAIGHT & BENT BUTT RODS										
MK-TR-581-30S	H	M/MF	5'8"	30-lbs IGFA	—	11-3/4"	4 + Tip	2-pcs	4 + Tip	B
MK-TR-581-50S	XH	M/MF	5'8"	50-lbs IGFA	—	11-3/4"	4 + Tip	2-pcs	4 + Tip	B
MK-TR-5101-80B	XXH	M/MF	5'10"	80-lbs IGFA	—	14-3/4"	4 + Tip	2-pcs	4 + Tip	C

TR = Trolling Model

CEDROS "A"



A Split EVA rear grip with ALPS reel seat and ALPS rubber butt cap



B Full EVA rear grip with ALPS reel seat and ALPS aluminum gimbal

MONTEREY



A EVA foregrip, shrink tube rear grip and Fuji DPS reel seat

CEDROS "A" JIGGING RODS

- E-glass blank offers incredible pulling power
- Glass blanks offer shock reduction when using braided line
- Zirconium guide inserts reduce friction from braided lines
- ALPS high-rise 316 stainless steel guide frames
- High-rise frames keep the line off the blank and fore grip
- ALPS pyramid-shaped 2-tone anodized aluminum reel seat
- Pyramid reel seat is more ergonomic and offers more control
- Ribbed EVA fore grip improves grip and rod control
- Cedros rods are backed by a limited lifetime warranty

MODEL	PWR	TAPER	LENGTH (FT)	LINE WT (LBS)	LURE WT.	FOREGRIP LENGTH	REARGRIP LENGTH	SECTIONS	GUIDES	HANDLE
CEDROS "A" JIGGING RODS										
CJ-C-561XHa	XH	F/XF	5'6"	65 - 200 lbs	300-500g	8"	12-1/4"	1-pc	6 + Tip	B
CJ-C-561XXHa	XXH	MF/F	5'6"	80 - 200 lbs	500-700g	8"	12-1/4"	1-pc	6 + Tip	B
CJ-C-601MHa	MH	MF	6'0"	50 - 100 lbs	90-200g	7-1/2"	14"	1-pc	8 + Tip	A
CJ-C-601Ha	H	MF	6'0"	65 - 150 lbs	160-325g	7-1/2"	14"	1-pc	8 + Tip	A
CJ-C-601XHa	XH	MF/F	6'0"	65 - 200 lbs	300-500g	7-1/2"	14"	1-pc	8 + Tip	A
CJ-C-661Ma	M	M	6'6"	30 - 65 lbs	30-160g	7-1/2"	13-1/2"	1-pc	8 + Tip	A
CJ-C-661MHa	MH	MF	6'6"	50 - 100 lbs	90-200g	7-1/2"	13-1/2"	1-pc	8 + Tip	A
CJ-C-661Ha	H	MF/F	6'6"	65 - 150 lbs	160-325g	7-1/2"	13-1/2"	1-pc	8 + Tip	A
CJ-C-661XHa	XH	MF/F	6'6"	65 - 200 lbs	300-500g	7-1/2"	13-1/2"	1-pc	8 + Tip	A
CJ-S-601MHa	MH	M/MF	6'0"	50 - 100 lbs	90-200g	7-1/2"	14"	1-pc	5 + Tip	A
CJ-S-601Ha	H	MF	6'0"	65 - 150 lbs	160-325g	7-1/2"	14"	1-pc	5 + Tip	A
CJ-S-701Ma	M	M	7'0"	30 - 65 lbs	30-160g	7-1/2"	14"	1-pc	7 + Tip	A
CJ-S-701MHa	MH	M/MF	7'0"	50 - 100 lbs	90-200g	7-1/2"	14"	1-pc	7 + Tip	A
CJ-S-701Ha	H	MF	7'0"	65 - 150 lbs	160-325g	7-1/2"	14"	1-pc	7 + Tip	A

C = Casting Model S = Spinning Model

MONTEREY SALMON, HALIBUT & STURGEON RODS

- Responsive and durable 24-ton carbon and E-Glass blanks
- UFR: Ultimate Flex Reinforced rod tip technology
- 3K-woven carbon outer blank wrap improves hoop strength
- SeaGuide XQ series 316 stainless steel guide frames
- Zirconium inserts offer compatibility for both braid and mono
- Premium Fuji DPS reel seat with stainless steel hoods
- Comfortable EVA foam fore grip with shrink tube rear grip
- All models feature a precision placed stainless steel hook keeper
- Monterey rods are backed by a limited lifetime warranty

MODEL	PWR	TAPER	LENGTH (FT)	LINE WT (LBS)	LURE WT. (OZ)	FOREGRIP LENGTH	REARGRIP LENGTH	SECTIONS	GUIDES	HANDLE
MONTEREY SALMON, HALIBUT & STURGEON RODS										
MON-HS-801M	M	M/MF	8'0"	10 - 20 lbs	—	10"	13-3/4"	1-pcs	9 + Tip	A
MON-HS-801M+	M+	M/MF	8'0"	12 - 25 lbs	—	10"	13-3/4"	1-pcs	9 + Tip	A
MON-HS-801MH	MH	M/MF	8'0"	15 - 30 lbs	—	10"	13-3/4"	1-pcs	9 + Tip	A



A EVA foregrip and rear grip with Fuji reel seat

CAVALLA BOAT RODS

CAVALLA BOAT RODS

- Responsive and durable 24-ton carbon rod blanks
- UFR: Ultimate Flex Reinforced rod tip technology
- SeaGuide deep pressed, 316-grade stainless steel guide frames
- Zirconium inserts offer compatibility for both braid and mono
- Premium Fuji DPS reel seat with stainless steel hoods
- Comfortable and durable EVA foam fore and rear grips
- All models feature a precision placed stainless steel hook keeper
- Cavalla rods are backed by a 1-year limited warranty

MODEL	PWR	TAPER	LENGTH (FT)	LINE WT (LBS)	LURE WT. (OZ)	FOREGRIP LENGTH	REARGRIP LENGTH	SECTIONS	GUIDES	HANDLE
CAVALLA BOAT RODS										
CAV-C-601XH	XH	M/MF	6'0"	40-100 lbs	5-12 oz	8"	12-1/2"	1-pcs	9 + Tip	A
CAV-C-701M	M	F	7'0"	12-25 lbs	-	13"	13-3/4"	1-pcs	9 + Tip	A
CAV-C-701MH	MH	F	7'0"	15-40 lbs	-	13"	13-3/4"	1-pcs	9 + Tip	A
CAV-C-701H	H	F	7'0"	20-50 lbs	-	13"	13-3/4"	1-pcs	9 + Tip	A
CAV-C-701XH	XH	F	7'0"	30-60 lbs	-	13"	13-3/4"	1-pcs	9 + Tip	A
CAV-S-701M	M	F	7'0"	12-25 lbs	-	10-3/4"	13"	1-pcs	6 + Tip	A
CAV-S-701MH	MH	F	7'0"	15-30 lbs	-	10-3/4"	13"	1-pcs	6 + Tip	A

C = Casting Model S = Spinning Model

DTR Custom OFFSHORE RODS

DTR CUSTOM OFFSHORE RODS

- Pure 24-ton carbon blank design on jigging and popping models
- 24-ton carbon and e-glass mixed blank on trolling rods
- 3K-woven carbon fiber outer blank wrap improves hoop strength
- UFR-II: Ultimate Flex Reinforcement rod tip technology
- ALPS deep press 316-graded SS frames with Zirconium inserts (Trolling)
- ALPS aluminum roller tips with 316-graded SS rollers on trolling models
- Fuji K-concept frames with Aconite inserts on jigging and popping models
- H/XH/XXH Trolling/Deep drop rods feature ALPS aluminum bent butts
- MH trolling model features ALPS aluminum reel seat and graphite butt section
- All rods feature ALPS machined aluminum gimbals
- Extremely durable tapered TPE foregrips on all models
- DTR Custom Offshore rods are backed by a 3-year limited warranty

MODEL	PWR	TAPER	LENGTH (FT)	LINE WT (LBS)	LURE WT. (OZ)	FOREGRIP LENGTH	REARGRIP LENGTH	SECTIONS	GUIDES	HANDLE
DTR CUSTOM OFFSHORE RODS										
DTR-C-641MH	MH	MF/F	6'4"	30-100 lbs	-	10-1/2"	14-1/4"	1-pcs	8 + Tip	C
DTR-C-601H	H	MF/F	6'0"	50-150 lbs	-	12"	21-3/4"	1-pcs	7 + Tip	D
DTR-C-601XH	XH	MF/F	6'0"	80-200 lbs	-	12"	24-3/4"	1-pcs	7 + Tip	D
DTR-C-661XXH	XXH	MF/F	6'6"	80-250 lbs	-	12"	17"	1-pcs	8 + Tip	D
DTR-C-581XXH	XXH	MF	5'8"	80-200 lbs	120-270 gr	8"	12"	1-pcs	8 + Tip	B
DTR-S-761XH	XH	MF/F	7'6"	60-100 lbs	2-10 oz	7-1/2"	16-1/2"	1-pcs	6 + Tip	A

C = Casting Model S = Spinning Model



A TPE fore and rear grips with aluminum gimbal and reel seat

B TPE fore and rear grips with aluminum gimbal and trigger reel seat

C TPE foregrip, graphite butt section with aluminum gimbal and reel seat

D TPE foregrip with ALPS aluminum bent butt



A Rear cork split grip with skeleton spinning reel seat

B Rear cork split grip with skeleton trigger reel seat

C Rear full cork grip with skeleton spinning reel seat



DTR Custom INSHORE RODS

DTR CUSTOM INSHORE RODS

- Technique specific blanks built specifically for Louisiana inshore fishing
- Light and responsive 24/30-ton, low resin carbon rod blanks
- UFRIL: Ultimate Flex Reinforced rod tip technology
- SeaGuide XO and XQ series angled 316 stainless steel guide frames
- Zirconium inserts offer compatibility for both braid and mono
- Customized Fuji skeleton reel seat with woven carbon insert
- Cork tapered full or split grip configuration depending on model
- All models feature a precision placed stainless steel hook keeper
- DTR Custom Inshore rods are backed by a 1-year limited warranty

MODEL	PWR	TAPER	LENGTH (FT)	LINE WT (LBS)	LURE WT. (OZ)	FOREGRIP LENGTH	REARGRIP LENGTH	SECTIONS	GUIDES	HANDLE
DTR CUSTOM INSHORE RODS										
DTR-S-701M-PC	M	F	70"	8 - 14 lbs	1/8oz-3/8oz	1-1/2"	10"	1-pcs	7 + Tip	C
DTR-S-701MH-CR	MH	F	70"	8 - 20 lbs	1/4oz-3/4oz	3/4"	10"	1-pcs	7 + Tip	A
DTR-S-701M-SSB	M	MF	70"	8 - 14 lbs	1/4oz-1/2oz	3/4"	10"	1-pcs	7 + Tip	A
DTR-S-701M-TW	M	M	70"	8 - 14 lbs	1/4oz-1/2oz	3/4"	10"	1-pcs	7 + Tip	A
DTR-S-721ML-JJ	ML	F	72"	6 - 12 lbs	1/8oz-5/8oz	3/4"	10-1/2"	1-pcs	8 + Tip	A
DTR-S-721M-JJ	M	F	72"	8 - 14 lbs	1/8oz-5/8oz	3/4"	10-1/2"	1-pcs	8 + Tip	A
DTR-C-701M-SSB	M	M	70"	8 - 14 lbs	1/4oz-1/2oz	3/4"	9-1/4"	1-pcs	9 + Tip	B
DTR-C-701M-TW	M	M	70"	8 - 14 lbs	1/4oz-1/2oz	3/4"	9-1/4"	1-pcs	9 + Tip	B
DTR-C-701MH-CR	MH	F	70"	8 - 20 lbs	1/4oz-3/4oz	3/4"	9-1/4"	1-pcs	9 + Tip	B
DTR-C-721ML-JJ	ML	F	72"	6 - 12 lbs	1/8oz-5/8oz	3/4"	9-1/4"	1-pcs	9 + Tip	B
DTR-C-721M-JJ	M	F	72"	8 - 14 lbs	1/8oz-5/8oz	3/4"	9-1/4"	1-pcs	9 + Tip	B

C = Casting Model S = Spinning Model



SILVER SLAYER

SILVER SLAYER TARPON RODS

- Specifically, designed rod blanks for Tarpon fishing
- Powerful and responsive 24-ton carbon rod blanks
- UFRIL: Ultimate Flex Reinforced rod tip technology
- Fuji K-Concept deep press frames help reduce tangles
- Silky smooth performance from Fuji FazLite guide inserts
- SeaGuide double locking Alien reel seat
- Tapered cork fore and rear grip with rubber cork inlay
- Premium Fuji gimbal for support fighting big fish
- Silver Slayer rods are backed by a Limited Lifetime warranty

	MODEL	PWR	TAPER	LENGTH (FT)	LINE WT (LBS)	LURE WT. (OZ)	FOREGRIP LENGTH	REARGRIP LENGTH	SECTIONS	GUIDES	HANDLE
SILVER SLAYER TARPON RODS											
NEW	SLAY-S-701H-FG	H	MF	7'0"	15 - 30 lbs	1/2 - 2 oz	7"	12"	1-pcs	7 + Tip	A
NEW	SLAY-S-701XH-FG	XH	MF	7'0"	20 - 50 lbs	3/4 - 3 oz	7"	12"	1-pcs	7 + Tip	A
NEW	SLAY-S-791H-FG	H	MF	7'9"	15 - 30 lbs	1/2 - 2 oz	7"	13-1/2"	1-pcs	7 + Tip	A
NEW	SLAY-S-791XH-FG	XH	MF	7'9"	20 - 50 lbs	3/4 - 3 oz	7"	13-1/2"	1-pcs	7 + Tip	A

S = Spinning Model



A Full tapered cork butt with Fuji gimbal and spinning reel seat

SRT INSHORE ELITE RODS

- Fast and responsive 30-ton carbon inshore rod blanks
- UFRIL: Ultimate Flex Reinforced rod tip technology
- Tapered cork fore and rear grip with rubber cork inlay
- Fuji premium TVS slotted reel seat for maximum performance
- Fuji K-Concept deep press frames help reduce tangles
- Silky smooth performance from Fuji FazLite guide inserts
- SeaGuide Stainless steel, double legged Trapezoid hook keeper
- SRT Inshore Elite rods are backed by a limited lifetime warranty

MODEL	PWR	TAPER	LENGTH (FT)	LINE WT (LBS)	LURE WT. (OZ)	FOREGRIP LENGTH	REARGRIP LENGTH	SECTIONS	GUIDES	HANDLE
SRT INSHORE ELITE RODS										
SRTE-S-701M-FG	M	MF	7'0"	8 - 17 lbs	3/8 - 1 oz	2-1/2"	8"	1-pcs	8 + Tip	A
SRTE-S-701MH-FG	MH	MF	7'0"	10 - 20 lbs	1/2 - 1-1/2 oz	2-1/2"	9"	1-pcs	8 + Tip	A
SRTE-S-701H-FG	H	MF	7'0"	15 - 30 lbs	1/2 - 2 oz	3"	10"	1-pcs	8 + Tip	A
SRTE-S-761ML-FG	ML	MF	7'6"	6 - 17 lbs	1/4 - 1/2 oz	2-3/4"	8"	1-pcs	9 + Tip	A
SRTE-S-761M-FG	M	MF	7'6"	8 - 17 lbs	1/4 - 3/4 oz	2-3/4"	10"	1-pcs	9 + Tip	A
SRTE-S-761MH-FG	MH	MF	7'6"	10 - 20 lbs	1/2 - 1-1/2 oz	2-3/4"	10"	1-pcs	9 + Tip	A
SRTE-S-761H-FG	H	MF	7'6"	15 - 30 lbs	1/2 - 2-1/2 oz	3"	10"	1-pcs	9 + Tip	A

S = Spinning Model

SRT Inshore Elite



A Tapered full cork grips with Fuji TVS reel seat

SRT INSHORE PREMIER RODS

- Fast and responsive 30-ton carbon inshore rod blanks
- UFRIL: Ultimate Flex Reinforced rod tip technology
- Tapered cork fore and rear grip with rubber cork inlay
- Rear split grip configuration helps reduce weight
- Fuji DPS reel seat for maximum reliability
- SeaGuide deep press 316-grade stainless steel frames
- SeaGuide Zirconium guide inserts for maximum performance
- SeaGuide Stainless steel, double legged Trapezoid hook keeper
- SRT Inshore Premier rods are backed by a 1-year limited warranty

MODEL	PWR	TAPER	LENGTH (FT)	LINE WT (LBS)	LURE WT. (OZ)	FOREGRIP LENGTH	REARGRIP LENGTH	SECTIONS	GUIDES	HANDLE
SRT INSHORE PREMIER RODS										
SRTP-S-701M	M	MF	7'0"	8 - 17 lbs	3/8 - 1 oz	2-1/2"	8"	1-pcs	8 + Tip	A
SRTP-S-701MH	MH	MF	7'0"	10 - 20 lbs	1/2 - 1-1/2 oz	2-1/2"	9"	1-pcs	8 + Tip	A
SRTP-S-701H	H	MF	7'0"	15 - 30 lbs	1/2 - 2 oz	3"	10"	1-pcs	8 + Tip	A
SRTP-S-761ML	ML	MF	7'6"	6 - 17 lbs	1/4 - 1/2 oz	2-3/4"	8"	1-pcs	9 + Tip	A
SRTP-S-761M	M	MF	7'6"	8 - 17 lbs	1/4 - 3/4 oz	2-3/4"	10"	1-pcs	9 + Tip	A
SRTP-S-761MH	MH	MF	7'6"	10 - 20 lbs	1/2 - 1-1/2 oz	2-3/4"	10"	1-pcs	9 + Tip	A
SRTP-S-761H	H	MF	7'6"	15 - 30 lbs	1/2 - 2-1/2 oz	3"	10"	1-pcs	9 + Tip	A

S = Spinning Model

SRT Inshore Premier



A Cork split rear grip with Fuji DPS reel seat

RTF INSHORE

RTF INSHORE RODS

- Technique specific blanks built specifically for Texas inshore fishing
- Light and responsive 24/30-ton, low resin carbon rod blanks
- UFRIL: Ultimate Flex Reinforced rod tip on Croaker models
- SeaGuide XO and XQ series angled 316 stainless steel guide frames
- Zirconium inserts offer compatibility for both braid and mono
- Customized Sea Guide skeleton reel seat with woven carbon
- Tapered cork full or split grip configuration depending on model
- All models feature a precision placed stainless steel hook keeper
- RTF Inshore rods are backed by a 1-year limited warranty
- CR = Croaker Models

	MODEL	PWR	TAPER	LENGTH (FT)	LINE WT (LBS)	LURE WT. (OZ)	FOREGRIP LENGTH	REARGRIP LENGTH	SECTIONS	GUIDES	HANDLE
	RTF INSHORE RODS										
NEW	RTF-C-691ML	ML	MF	6'9"	6 - 12 lbs	1/8 - 1/2 oz	3/4"	8"	1-pcs	8 + Tip	A
NEW	RTF-C-691M	M	MF/F	6'9"	6 - 12 lbs	1/4 - 3/4 oz	3/4"	8"	1-pcs	8 + Tip	A
NEW	RTF-C-701ML-MF	ML	MF	7'0"	6 - 12 lbs	1/8 - 1/2 oz	3/4"	9"	1-pcs	9 + Tip	A
NEW	RTF-C-701M	M	MF	7'0"	6 - 12 lbs	1/4 - 3/4 oz	3/4"	9"	1-pcs	8 + Tip	A
NEW	RTF-C-701MH	MH	MF	7'0"	8 - 17 lbs	1/4 - 3/4 oz	3/4"	9"	1-pcs	8 + Tip	A
NEW	RTF-C-761MH	MH	MF	7'0"	8 - 17 lbs	1/4 - 3/4 oz	1"	9"	1-pcs	9 + Tip	A
NEW	RTF-C-701M-CR	M	MF	7'0"	8 - 17 lbs	1/4 - 3/4 oz	2"	9-1/2"	1-pcs	9 + Tip	B
NEW	RTF-S-761M-CR	M	MF	7'6"	8 - 17 lbs	1/4 - 3/4 oz	2"	10-1/2"	1-pcs	8 + Tip	C

C = Casting Model S = Spinning Model



A Rear cork split grip with skeleton trigger reel seat

B Full cork grip with skeleton trigger reel seat

C Full cork grip with skeleton spinning reel seat

EPIXOR



A Full cork fore and rear grips with Fuji pipe reel seat

EPIXOR RODS

- Lightweight and responsive 24-ton carbon rod blanks
- SeaGuide deep press stainless steel frames with Titanium oxide inserts
- Premium Fuji DPS reel seat for maximum reel support
- Durable and comfortable cork fore and rear grips on all models
- Features a stainless-steel hook keeper on all rod models
- EPIXOR rods are backed by a 1-year limited warranty

MODEL	PWR	TAPER	LENGTH (FT)	LINE WT (LBS)	LURE WT.	FOREGRIP LENGTH	REARGRIP LENGTH	SECTIONS	GUIDES	HANDLE
EPIXOR RODS										
EPI-S-701H	H	MF	7'0"	15-30 lbs	1/2 - 2 oz	3"	10"	1-pcs	7 + Tip	A
EPI-S-701ML	ML	MF	7'0"	6-10 lbs	1/4 - 1/2 oz	2-1/4"	9"	1-pcs	7 + Tip	A
EPI-S-701M	M	MF	7'0"	8-12 lbs	3/8 - 3/4 oz	2-1/4"	9"	1-pcs	7 + Tip	A
EPI-S-701MH	MH	MF	7'0"	12-15 lbs	3/8 - 1 oz	2-1/4"	9"	1-pcs	7 + Tip	A
EPI-S-761ML	ML	MF	7'6"	6-10 lbs	1/4 - 1/2 oz	2-1/4"	9-3/4"	1-pcs	7 + Tip	A
EPI-S-761M	M	MF	7'6"	8-12 lbs	3/8 - 3/4 oz	2-1/4"	9-3/4"	1-pcs	7 + Tip	A
EPI-S-761MH	MH	MF	7'6"	12-15 lbs	3/8 - 1 oz	2-1/4"	9-3/4"	1-pcs	7 + Tip	A
EPI-S-761H	H	MF	7'6"	15-30 lbs	1/2 - 2-1/2 oz	3"	10-1/2"	1-pcs	8 + Tip	A

S = Spinning Model

AXEON PRO RODS

- All models feature UFR tip technology
- Boat rods feature durable E-glass rod blanks
- Swimbait and Inshore feature composite rod blanks
- EVA foam fore and rear grips on all models
- Boat rods feature stainless steel welded guides
- Swimbait and Inshore rods feature titanium oxide guide inserts
- Axeon Pro rods are backed by a limited 1-year warranty

MODEL	PWR	TAPER	LENGTH (FT)	LINE WT (LBS)	LURE WT. (OZ)	FOREGRIP LENGTH	REARGRIP LENGTH	SECTIONS	GUIDES	HANDLE
AXEON PRO RODS										
AXP-S-701M	M	MF	7'0"	15 - 30 lbs	—	9-1/2"	13-1/2"	1-pcs	7 + Tip	A
AXP-S-701MH	MH	MF	7'0"	20 - 40 lbs	—	9-1/2"	13-1/2"	1-pcs	7 + Tip	A
AXP-C-701M	M	MF	7'0"	15 - 30 lbs	—	9-1/2"	13-1/2"	1-pcs	8 + Tip	A
AXP-C-701MH	MH	MF	7'0"	20 - 40 lbs	—	9-1/2"	13-1/2"	1-pcs	8 + Tip	A
AXP-C-701H	H	MF	7'0"	30 - 50 lbs	—	9-1/2"	13-1/2"	1-pcs	8 + Tip	A
AXP-C-701XH	XH	MF	7'0"	40 - 60 lbs	—	9-1/2"	13-1/2"	1-pcs	8 + Tip	A
AXPi-C-801XH	XH	MF/F	8'0"	20 - 40 lbs	1-1/2 - 4-1/2	3-1/2"	14-1/4"	1-pcs	10 + Tip	B
AXPSB-C-7111XH	XH	F	7'11"	15 - 40 lbs	2 - 10	3-1/2"	14-1/4"	1-pcs	10 + Tip	B

C = Casting Model S = Spinning Model

AXEON PRO



A EVA fore and rear grips



A EVA fore and rear grip with trigger reel seat

Ceymar INSHORE RODS



A Full Neo cork fore and rear grips with trigger reel seat

B Full Neo cork fore and rear grips with pipe reel seat

CEYMAR INSHORE RODS

- Lightweight and responsive 24-ton carbon rod blanks
- UFR: Ultimate Flex Reinforced rod tip technology
- Stainless steel guides with titanium oxide inserts
- Neo cork full rear grip and fore grip design
- Stainless steel hook keeper on all models
- Ceymar Inshore rods are backed by a 1-year limited warranty

MODEL	PWR	TAPER	LENGTH (FT)	LINE WT (LBS)	LURE WT. (OZ)	FOREGRIP LENGTH	REARGRIP LENGTH	SECTIONS	GUIDES	HANDLE
CEYMAR INSHORE RODS										
CMR-S-701ML	ML	MF	7'0"	6-12 lbs	1/4 - 1/2 oz	2-1/2"	9"	1-pcs	7 + Tip	B
CMR-S-701M	M	MF	7'0"	8 - 12 lbs	3/8 - 3/4 oz	2-1/2"	9"	1-pcs	7 + Tip	B
CMR-S-701MH	MH	MF	7'0"	12-15 lbs	3/8 - 1 oz	2-1/2"	9"	1-pcs	7 + Tip	B
CMR-C-661M	M	MF	6'6"	8-12 lbs	3/8 - 3/4 oz	2-1/4"	9"	1-pcs	9 + Tip	A
CMR-C-701MH	MH	MF	7'0"	12-15 lbs	3/8 - 1 oz	3-1/2"	10"	1-pcs	9 + Tip	A

C = Casting Model S = Spinning Model

CORTEZ SABIKI RODS

- 24-ton carbon blank construction
- Specially designed bait rods for use with Sabiki's rigs
- Internal blank design allows hooks to travel in the blank
- Design allows anglers to re-use Sabiki bait catching rigs
- Custom rounded tip prevents hooks from catching
- Durable, non-slip rubber shrink tube grips
- Non-skid, rubber gimballs on all models
- Cushioned stainless steel hooded reel seat
- 2-pcs blank design butted in handle for transportation
- Cortez rods are backed by a 1-year limited warranty

MODEL	PWR	TAPER	LENGTH (FT)	LINE WT (LBS)	LURE WT. (OZ)	FOREGRIP LENGTH	REARGRIP LENGTH	SECTIONS	GUIDES	HANDLE
CORTEZ SABIKI RODS										
CZ-C-732SBK	M	M	7'3"	15 - 30 lbs	—	4-3/4"	11"	2-pcs	1 + Tip	A
CZ-S-732SBK	M	M	7'3"	15 - 30 lbs	—	4-3/4"	11"	2-pcs	1 + Tip	A

C = Casting Model S = Spinning Model



A Detachable butt section with shrink tube fore and rear grips

Battle Cat



A Cork butt with EVA foregrip

BATTLE CAT RODS

- Extremely durable E-glass rod blank construction
- EVA fore grip for comfort while fighting big Cats
- Cork butt section reduces binding while fishing in rod holders
- Double foot welded stainless steel guides for ultimate durability
- Heavy duty stainless steel hook keeper
- Graphite pipe reel seat with oversized anodized aluminum hoods
- Durable non-skid, rubber gimballs on all models
- 2-pcs blank construction, butted in handle for 1-pcs strength and feel
- 2-pcs blank design also offers easy transportation
- Fluorescent wrapped indicator tip for improved visibility at night
- Battle Cat rods are backed by a limited lifetime warranty

MODEL	PWR	TAPER	LENGTH (FT)	LINE WT (LBS)	LURE WT. (OZ)	FOREGRIP LENGTH	REARGRIP LENGTH	SECTIONS	GUIDES	HANDLE
BATTLE CAT RODS										
BC-C-762H	H	MF	7'6"	15-60lbs	1-8oz	6"	13"	2-pcs	9 + Tip	A
BC-C-802H	H	MF	8'0"	15-60lbs	1-8oz	6"	13"	2-pcs	9 + Tip	A
BC-S-762H	H	MF	7'6"	15-60lbs	1-8oz	6"	13"	2-pcs	7 + Tip	A
BC-S-802H	H	MF	8'0"	15-60lbs	1-8oz	6"	13"	2-pcs	8 + Tip	A
BC-S-1002H	H	MF	10'0"	15-60lbs	1-8oz	8-5/8"	16"	2-pcs	9 + Tip	A

C = Casting Model S = Spinning Model

RECORD CHASER



A Camo EVA full grips with pipe reel seat

RECORD CHASER ROD

- Rod tapers specifically developed for trophy Catfish and Gar fishing
- Signature series rods developed with world record holder Kirk Kirkland
- 24-Ton carbon blanks for responsiveness, power and durability
- UFR: Ultimate Flex reinforcement rod tip technology
- Full camo tapered EVA foam grips for durability and comfort
- Stainless steel welded tip guide to avoid popping inserts
- Stainless steel deep press guide frames with titanium oxide inserts
- 2-pcs rod blanks with tip over butt construction for improved strength
- Record Chaser rods are backed by a 1-year limited warranty

MODEL	PWR	TAPER	LENGTH (FT)	LINE WT (LBS)	LURE WT. (OZ)	FOREGRIP LENGTH	REARGRIP LENGTH	SECTIONS	GUIDES	HANDLE
RECORD CHASER ROD										
RC-S-762MH	MH	MF	7'6"	12-30 lbs	1-4 oz	13-3/4"	7 + Tip	2-pcs	7 + Tip	A
RC-S-802MH	MH	MF	8'0"	12-30 lbs	1-4 oz	13-3/4"	7 + Tip	2-pcs	7 + Tip	A
RC-S-902MH	MH	MF	9'0"	12-30 lbs	1-5 oz	13-3/4"	8 + Tip	2-pcs	8 + Tip	A
RC-S-1002H	H	MF	10'0"	20-40 lbs	2-6 oz	16"	9 + Tip	2-pcs	9 + Tip	A

C = Casting Model



A TPE/Compressed cork rear split grip with pipe reel seat

B Non slip rubber grips above and below handle with stainless steel butt

C Full TPE tapered rear and foregrip with pipe reel seat

D Non-slip rubber grips above and below reel seat with stainless steel butt

Hawaiian Custom

HAWAIIAN CUSTOM RODS

- Split butt design to reduce weight and improve balance
- Features ALPS-316 grade stainless steel guide frames
- Zirconium guide inserts for braided or monofilament lines
- Specialized TPE foam material on fore and rear grip for durability
- All rods feature a 3K metal woven material for custom look
- 1-year warranty on all Hawaiian Custom rods

MODEL	PWR	TAPER	LENGTH (FT)	LINE WT (LBS)	LURE WT. (OZ)	FOREGRIP LENGTH	REARGRIP LENGTH	SECTIONS	GUIDES	HANDLE
HAWAIIAN CUSTOM WHIPPING RODS										
HWA-S-862MHa	MH	M/MF	8'6"	10-20 lbs	3/8-1-1/2 oz	3"	12"	2-pcs	8 + Tip	A
HWA-S-902Ma	M	M/MF	9'0"	8-17 lbs	3/8-1 oz	3"	13"	2-pcs	9 + Tip	A
HWA-S-902MHa	MH	M/MF	9'0"	10-20 lbs	3/8-1-1/2 oz	3"	13"	2-pcs	9 + Tip	A
HWA-S-1402MHa	MH	M/MF	14'0"	12-25 lbs	1/2-1-3/4 oz	5"	21-1/2"	2-pcs	13 + Tip	A
HAWAIIAN CUSTOM SPECIAL EDITION WHIPPING RODS										
HWA-S-902Ma-LE	M	M/MF	9'0"	8-17 lbs	3/8-1 oz	3"	13"	2-pcs	9 + Tip	A
HWA-S-902MHa-LE	MH	M/MF	9'0"	10-20 lbs	3/8-1-1/2 oz	3"	13"	2-pcs	9 + Tip	A
HAWAIIAN CUSTOM MENPACHI RODS										
HWM-S-1072-MHa	MH	M/MF	10'7"	8-20 lbs	1/2-2 oz	4"	16"	2-pcs	10 + Tip	A
HWM-S-1202MHa	MH	M/MF	12'0"	8-20 lbs	1/2-2oz	4"	18-1/2"	2-pcs	11 + Tip	A
HWM-S-1302MHa	MH	M/MF	13'0"	8-20lbs	1/2-2 oz	4"	18-1/2"	2-pcs	12 + Tip	A
HAWAIIAN CUSTOM SHORELINE PLUGGER RODS										
HSP-S-962Ma	M	MF	9'6"	30-65 lbs	30-160 gr	5-1/2"	20"	2-pcs	8 + Tip	C
HAWAIIAN CUSTOM ULUA RODS										
HWU-C-1302MHa	MH	MF	13'0"	50-60 lbs	7-10 oz	6-3/4"	36-1/2"	2-pcs	7 + Tip	B
HWU-C-1302Ha	H	MF	13'0"	50-60 lbs	9-12 oz	6-3/4"	36-1/2"	2-pcs	7 + Tip	B
HWU-C-1302MHb	MH	MF	13'0"	50-60 lbs	7-10 oz	6-3/4"	36-1/2"	2-pcs	7 + Tip	D
HWU-C-1302Hb	H	MF	13'0"	50-80 lbs	9-12 oz	6-3/4"	36-1/2"	2-pcs	7 + Tip	D

C = Casting Model S = Spinning Model

hawaiian custom

POPPING/JIGGING RODS

HAWAIIAN CUSTOM POPPING RODS

- Light and responsive 24/30-Ton, low resin carbon rod blanks
- 70/30 rod blank design, 2-pcs construction butted in foregrip
- Premium Fuji reel seat for maximum reliability
- Fuji K-concept double foot guide frames, help reduce tangles
- Fuji Alconite guide inserts for abrasion resistance
- Oversized guide sizing allows for improved knot clearance while casting
- 2-pcs blank aides in transportation, but offers max power, based on ferrule location
- Tapered TPE foregrip with TPE rear split grips for reduced weight and balance
- Hawaiian Custom Popping rods are backed by a 1-year limited warranty

HAWAIIAN CUSTOM JIGGING RODS

- Light and responsive 24-Ton, low resin rod blanks
- Fuji K-concept guide frames, help reduce tangles
- Fuji Alconite guide inserts for abrasion resistance
- Fuji screw down reel seat with no exposed threads
- Custom designed hard EVA floating foregrip
- Tapered TPE rear split grip for reduced weight and balance
- Hawaiian Custom Jigging rods are backed by a 1-year limited warranty

MODEL	PWR	TAPER	LENGTH (FT)	LINE WT (LBS)	LURE WT. (OZ)	FOREGRIP LENGTH	REARGRIP LENGTH	SECTIONS	GUIDES	HANDLE
HAWAIIAN CUSTOM POPPING RODS										
HWP-S-832MHa	MH	M/MF	8'3"	30-65 lbs	30-160 gr	6-1/2"	18"	2-pcs	6+ Tip	A
HWP-S-832Ha	H	M/MF	8'3"	50-100 lbs	90-200 gr	5-1/2"	18"	2-pcs	6+ Tip	A
HAWAIIAN CUSTOM SLOW JIGGING RODS										
HCSJ-C-631M	M	M	6'3"	PE: 3-4	60 - 120 gr	4"	16-1/4"	1-pcs	8+ Tip	B
HCSJ-C-631MH	MH	M	6'3"	PE: 4-5	100-160 gr	4"	16-1/4"	1-pcs	8+ Tip	B
HCSJ-C-631H	H	M	6'3"	PE: 4-5	120-250 gr	4"	16-1/4"	1-pcs	8+ Tip	B
HCSJ-S-631M	M	M	6'3"	PE: 3-4	60 - 120 gr	4-1/4"	16-1/4"	1-pcs	6+ Tip	C
HCSJ-S-631MH	MH	M	6'3"	PE: 4-5	100-160 gr	4-1/4"	16-1/4"	1-pcs	6+ Tip	C
HCSJ-S-631H	H	M	6'3"	PE: 4-5	120-250 gr	4-1/4"	16-1/4"	1-pcs	6+ Tip	C
HAWAII CUSTOM TUNA TROLLING RODS										
HCS-TRB-581-50	—	MF/F	5'8"	50-lbs	—	10"	21.5"	2-pcs	3 rollers + Swivel Tip	D
HCS-TRB-591-80	—	MF/F	5'9"	80-lbs	—	10"	21.5"	2-pcs	3 rollers + Swivel Tip	D

C = Casting Model S = Spinning Model TRB = Trolling Model



HCS CUSTOM

SURF RODS

HCS CUSTOM SURF RODS

- Fast and responsive 30-ton carbon surf rod blanks
- 3-pcs blank configuration for easy transportation
- Custom carbon fiber pipe with Fuji reel seat hoods
- Fuji 3-legged, deep pressed Low Rider guide frames
- Fuji's Alconite inserts for hardness and abrasion resistance
- Counter balancing weight system in rear butt cap
- Non slip shrink tube grips above and below reel seat
- Ergonomic EVA tapered rear grip for leverage while casting
- HCS Custom Surf are backed by a limited lifetime warranty

MODEL	PWR	TAPER	LENGTH (FT)	LINE WT (LBS)	LURE WT. (OZ)	FOREGRIP LENGTH	REARGRIP LENGTH	SECTIONS	GUIDES	HANDLE
HCS CUSTOM SURF RODS										
HCS-S-1333XH	XH	MF	13'3"	20 - 50 lbs	120 - 250 gr	5-1/2"	26-1/2"	3-pcs	5+ Tip	A
HCS-S-1423XH	XH	MF	14'2"	20 - 50 lbs	120 - 250 gr	5-1/2"	26-1/2"	3-pcs	6+ Tip	A

C = Casting Model S = Spinning Model



CEDROS Surf CSX

CEDROS SURF RODS

- 30-Ton carbon, ultra-sensitive and responsive blank construction
- ALPS stainless steel double footed guide frames for increased distance
- ALPS blazing Zirconium guide inserts
- Pac Bay reel seats with blue anodized hoods and rings
- Non slip rubber shrink tube handle with tapered rear grip
- Tip over butt ferrule connection for maximum strength and durability
- Machined tapered hood transitions above and below reel seat
- Low profile butt cap design for unobstructed fishing
- All Cedros Surf rods are 2-pcs blank construction
- Cedros Surf CSX rods are backed by a limited lifetime warranty

MODEL	PWR	TAPER	LENGTH (FT)	LINE WT (LBS)	LURE WT. (OZ)	FOREGRIP LENGTH	REARGRIP LENGTH	SECTIONS	GUIDES	HANDLE
CEDROS SURF RODS										
CSX-S-902MH	MH	MF	9'0"	20-50 lbs	2-4	7-1/4"	19"	2-pcs	6 + Tip	A
CSX-S-1002M	M	MF	10'0"	14-40 lbs	1-1/2-3	7-1/4"	19"	2-pcs	7 + Tip	A
CSX-S-1002MH	MH	MF	10'0"	20-50 lbs	2-5	7-1/4"	19"	2-pcs	7 + Tip	A
CSX-S-1002H	H	MF	10'0"	30-65 lbs	3-8	7-1/4"	19"	2-pcs	7 + Tip	A
CSX-S-1062M	M	MF	10'6"	20-50 lbs	2-4	8"	19-3/4"	2-pcs	7 + Tip	A
CSX-S-1102MH	MH	MF	11'0"	30-50 lbs	2-5	8-1/2"	23-3/4"	2-pcs	7 + Tip	A

C = Casting Model S = Spinning Model



A Rubber shrink tube handle with carbon fiber pipe reel seat

ROCKAWAY SURF HD RODS

- Light and responsive 24/30-ton, low resin carbon rod blanks
- UFR-II: Ultimate Flex Reinforced rod tip technology
- Tip over butt ferrule connection for improved balance and feel
- 70/30 blank configuration allows improved loading for casting
- SeaGuide XQH series angled 316 stainless steel guide frames
- Zirconium inserts offer compatibility for both braid and mono
- Okuma double locking reel seat with stainless steel hoods
- Minimal grip design with textured shrink tube fore and rear grip
- Rockaway HD Surf rods are backed by a 1-year limited warranty

MODEL	PWR	TAPER	LENGTH (FT)	LINE WT (LBS)	LURE WT. (OZ)	FOREGRIP LENGTH	REARGRIP LENGTH	SECTIONS	GUIDES	HANDLE
ROCKAWAY SURF HD RODS										
RHD-S-902M	M	MF/F	9'0"	10-20 lbs	1-4 oz	5-1/4"	18-3/4"	2-pcs	6 + Tip	A
RHD-S-962MH	MH	MF/F	9'6"	12-25 lbs	2-6 oz	5-1/4"	18-3/4"	2-pcs	6 + Tip	A
RHD-S-1062M	M	MF/F	10'6"	10-20 lbs	1-4 oz	5-1/4"	18-3/4"	2-pcs	7 + Tip	A
RHD-S-1062MH	MH	MF/F	10'6"	12-25 lbs	2-6 lbs	5-1/4"	18-3/4"	2-pcs	7 + Tip	A
RHD-S-1102MH	MH	MF/F	11'0"	15-40 lbs	3-8 oz	5-1/4"	18-3/4"	2-pcs	7 + Tip	A
RHD-S-1202H	H	MF/F	12'0"	20-60 lbs	6-16 oz	5-1/4"	18-3/4"	2-pcs	7 + Tip	A

S = Spinning Model

ROCKAWAY SURF RODS

- Extremely lightweight and responsive 24-ton carbon rod blanks
- UFR-II: Ultimate Flex Reinforcement rod tip technology
- Tip over butt ferrule connection for improved balance
- XQ series angled Sea Guide 316-Stainless steel frames
- Zirconium inserts offer compatibility for both braid and mono
- Tapered shrink tube grips for non-slip surface and durability
- Rounded EVA butt cap for improved leverage while casting
- Rockaway surf rods are backed by a 1-year limited warranty

MODEL	PWR	TAPER	LENGTH (FT)	LINE WT (LBS)	LURE WT. (OZ)	FOREGRIP LENGTH	REARGRIP LENGTH	SECTIONS	GUIDES	HANDLE
ROCKAWAY SURF RODS										
RA-S-802M	M	MF	8'0"	10-17 lbs	1/2 - 1-1/2 oz	5-1/2"	19"	2-pcs	5 + Tip	A
RA-S-802MH	MH	MF	8'0"	12-20 lbs	3/4 - 2 oz	5-1/2"	19"	2-pcs	5 + Tip	A
RA-S-902M	M	MF	9'0"	10-17 lbs	1/2 - 1-1/2 oz	5-1/2"	19"	2-pcs	5 + Tip	A
RA-S-902MH	MH	MF	9'0"	12-20 lbs	3/4 - 2 oz	5-1/2"	19"	2-pcs	5 + Tip	A
RA-S-1002ML	ML	MF	10'0"	8-17 lbs	1/2-2 oz	5-1/2"	21"	2-pcs	6 + Tip	A
RA-S-1002M	M	MF	10'0"	10-20 lbs	3/4-3 oz	5-1/2"	21"	2-pcs	6 + Tip	A
RA-S-1002MH	MH	M	10'0"	12-25 lbs	1-4 oz	5-1/2"	21"	2-pcs	6 + Tip	A
RA-S-1102ML	ML	MF	11'0"	8-17 lbs	1/2-2 oz	5-1/2"	21"	2-pcs	6 + Tip	A
RA-S-1102M	M	MF	11'0"	10-20 lbs	3/4-3 oz	5-1/2"	21"	2-pcs	6 + Tip	A
RA-S-1202M	M	MF	12'0"	10-20 lbs	3/4-3 oz	5-1/2"	21"	2-pcs	6 + Tip	A
RA-S-1202MH	MH	M	12'0"	12-25 lbs	1-4 oz	5-1/2"	21"	2-pcs	6 + Tip	A

S = Spinning Model

ROCKAWAY SURF HD RODS



A Non slip X-pattern shrink tube grips with double locking reel seat

ROCKAWAY



A Shrink and EVA fore and rear grips with pipe reel seat

RODS

RODS



ROCKAWAY

SURF SP RODS

ROCKAWAY SURF SP RODS

- Light and responsive 24/30-ton carbon rod blanks
- Tip over butt ferrule connection for improved balance and feel
- SeaGuide XQ series angled 316 stainless steel guide frames
- Zirconium inserts offer compatibility for both braid and mono
- SeaGuide Stainless steel, double legged Trapezoid hook keeper
- Minimal EVA split grip design for reduced weight and balance
- Rockaway SP Surf rods are backed by a 1-year limited warranty

MODEL	PWR	TAPER	LENGTH (FT)	LINE WT (LBS)	LURE WT. (OZ)	FOREGRIP LENGTH	REARGRIP LENGTH	SECTIONS	GUIDES	HANDLE
ROCKAWAY SURF SP RODS										
RSP-S-862ML	ML	MF	8'6"	6-12 lbs	3/16 - 1/2 oz	0"	12-1/2"	2-pcs	7 + Tip	A
RSP-S-862M	M	MF	8'6"	8-17 lbs	1/4 - 5/8 oz	0"	12-1/2"	2-pcs	7 + Tip	A

S = Spinning Model



A Minimal grip design with EVA rear grip and spinning reel seat



A Rear cork split grip with skeleton spinning reel seat



SOLARIS SURF

SOLARIS SURF RODS

- Light and responsive 24-ton, low resin carbon rod blanks
- UFR1: Ultimate Flex Reinforced rod tip technology
- Tip over butt ferrule connection for improved balance and feel
- 70/30 blank configuration allows improved loading for casting
- SeaGuide XQH series angled 316 stainless steel guide frames
- Aluminum oxide inserts offer compatibility for both braid and mono
- Fuji DPS pipe reel seat for maximum reliability
- Cork wrapped non-slip fore and rear grips
- Solaris Surf rods are backed by a 1-year limited warranty

MODEL	PWR	TAPER	LENGTH (FT)	LINE WT (LBS)	LURE WT. (OZ)	FOREGRIP LENGTH	REARGRIP LENGTH	SECTIONS	GUIDES	HANDLE
SOLARIS SURF RODS										
NEW SSX-S-902M	M	MF/F	9'0"	10-20 lbs	1-4 oz	6-1/4"	19"	2-pcs	6 + Tip	A
NEW SSX-S-962MH	MH	MF/F	9'6"	12-25 lbs	2-6 oz	6-1/4"	21"	2-pcs	6 + Tip	A
NEW SSX-S-1062M	M	MF/F	10'6"	10-20 lbs	1-4 oz	6-1/4"	21"	2-pcs	7 + Tip	A
NEW SSX-S-1062MH	MH	MF/F	10'6"	12-25 lbs	2-6 oz	6-1/4"	21"	2-pcs	7 + Tip	A
NEW SSX-S-1102MH	MH	MF/F	11'0"	15-40 lbs	3-8 oz	6-1/4"	23"	2-pcs	7 + Tip	A
NEW SSX-S-1202H	H	MF/F	12'0"	20-60 lbs	6-16 oz	6-1/4"	25"	2-pcs	7 + Tip	A

S = Spinning Model

NESIKA



A Split EVA rear and foregrip with pipe reel seat

NESIKA SURF RODS

- Extremely lightweight and responsive 24-ton carbon rod blanks
- UFR-II: Ultimate Flex Reinforced rod tip technology
- Tip over butt ferrule connection for improved strength
- Stainless steel deep press guide frames for durability
- Titanium oxide guide inserts for reduced abrasion
- Comfortable EVA fore and rear split grip configuration
- Nesika Surf rods are backed by a 1-year limited warranty

MODEL	PWR	TAPER	LENGTH (FT)	LINE WT (LBS)	LURE WT. (OZ)	FOREGRIP LENGTH	REARGRIP LENGTH	SECTIONS	GUIDES	HANDLE
NESIKA SURF RODS										
NSK-S-902M	M	MF	9' 0"	10-17 lbs	1/2-1-1/2 oz	5-7/2"	19"	2-pcs	5 + Tip	A
NSK-S-902MH	MH	MF	9' 0"	12-20 lbs	3/4-2 oz	5-7/2"	19"	2-pcs	5 + Tip	A
NSK-S-1002M	M	MF	10' 0"	10-20 lbs	3/4-3 oz	5-7/2"	21"	2-pcs	6 + Tip	A
NSK-S-1002MH	MH	MF	10' 0"	12-25 lbs	1-4 oz	5-7/2"	21"	2-pcs	6 + Tip	A
NSK-S-1202M	M	MF	12' 0"	10-20 lbs	3/4-3 oz	5-7/2"	21"	2-pcs	6 + Tip	A
NSK-S-1202MH	MH	MF	12' 0"	12-25 lbs	1-4 oz	5-7/2"	21"	2-pcs	6 + Tip	A

S = Spinning Model

LONGITUDE



A Cork tape handle

LONGITUDE SURF RODS

- Sensitive graphite composite blank
- Aluminum oxide guide inserts
- Double footed stainless steel guide frames
- Stainless steel hooded reel seats
- Cork wrapped non slip fore and rear grips
- Soft-touch EVA cushions above and below reel seat
- Pac Bay rubber butt cap
- Longitude Surf rods are backed by a limited 1-year warranty

MODEL	PWR	TAPER	LENGTH (FT)	LINE WT (LBS)	LURE WT. (OZ)	FOREGRIP LENGTH	REARGRIP LENGTH	SECTIONS	GUIDES	HANDLE
LONGITUDE SURF RODS										
LC-C-902H-1	H	MF/F	9' 0"	15-40 lbs	1-4	7"	19-1/4"	2-pcs	6 + Tip	A
LC-C-1202H-1	H	F	12' 0"	20-40 lbs	3-8	9-1/2"	25-1/2"	2-pcs	6 + Tip	A
LC-S-802M-1	M	MF	8' 0"	15-30 lbs	1/2-3	5-1/8"	17-1/4"	2-pcs	5 + Tip	A
LC-S-902H-1	H	MF/F	9' 0"	15-40 lbs	3-6	7"	19-1/4"	2-pcs	6 + Tip	A
LC-S-1002H-1	H	F	10' 0"	20-40 lbs	3-8	7-1/8"	22-1/8"	2-pcs	6 + Tip	A
LC-S-1102H-1	H	F	11' 0"	20-40 lbs	3-8	7-1/2"	25"	2-pcs	6 + Tip	A
LC-S-1202H-1	H	F	12' 0"	20-40 lbs	3-8	9-1/2"	25-1/2"	2-pcs	6 + Tip	A

C = Casting Model S = Spinning Model

TUNDRA RODS

- Durable glass fiber rod blank construction
- 2-pcs blank construction on 7-to 12-ft. models
- 3 pcs blank construction on 13-and 15-ft. models
- Reinforced double footed guide on all models
- 13- and 15-ft. rods feature a fold down stripper guide
- Comfortable EVA foam fore and rear grips
- 13- and 15-ft. rods feature a split butt grip configuration
- Durable rubber butt cap
- Tundra rods are backed by a 1-year limited warranty

MODEL	PWR	TAPER	LENGTH (FT)	LINE WT (LBS)	LURE WT. (OZ)	FOREGRIP LENGTH	REARGRIP LENGTH	SECTIONS	GUIDES	HANDLE
TUNDRA RODS										
TU-70	M	M/MF	7' 0"	3-7 lbs	1/4 - 3/4	3-3/4"	11-3/4"	2-pcs	4 + Tip	A
TU-80	M	M/MF	8' 0"	5-9 lbs	1/2 - 1-1/2	4"	14-3/4"	2-pcs	5 + Tip	A
TU-100	MH	M/MF	10' 0"	5-11.5 lbs	3/4 - 2-1/2	4"	16-1/2"	2-pcs	5 + Tip	A
TU-120	MH	M/MF	12' 0"	5-14 lbs	1-5	4"	16-1/2"	2-pcs	6 + Tip	A
TU-130	MH	M/MF	13' 0"	5-14 lbs	2-6	4-1/4"	21-3/4"	3-pcs	4 + Tip	A
TU-150	MH	M/MF	15' 0"	5-14 lbs	2-8	4-1/2"	22-1/4"	3-pcs	5 + Tip	A

TUNDRA



A Full EVA fore and rear grips with pipe reel seat

TUNDRA PRO RODS

- Durable and sensitive graphite composite rod blank
- Comfortable EVA fore and rear grip configuration
- Multi-disc oil felt drag washers
- Features a 3 ball bearing drive system
- Machined aluminum, 2-tone anodized spool
- All Tundra pro guides feature double foot construction
- Tip over butt ferrule connection for improved feel
- All Tundra Pro rods feature 2-pcs blanks for transportation
- Tundra Pro rods are backed by a 1-year limited warranty

MODEL	PWR	TAPER	LENGTH (FT)	LINE WT (LBS)	LURE WT. (OZ)	FOREGRIP LENGTH	REARGRIP LENGTH	SECTIONS	GUIDES	HANDLE
TUNDRA PRO RODS										
TXP-S-702M	M	MF	7' 0"	10-20 lbs	1/2 - 2	3-3/4"	11-3/4"	2-pcs	4 + Tip	A
TXP-S-802M	M	MF	8' 0"	10-25 lbs	3/4 - 2-1/2	4"	14-3/4"	2-pcs	5 + Tip	A
TXP-S-902MH	MH	MF	9' 0"	15-30 lbs	1-4	4"	15-3/4"	2-pcs	5 + Tip	A
TXP-S-1002MH	MH	MF	10' 0"	20-40 lbs	2-6	4"	16-1/2"	2-pcs	5 + Tip	A
TXP-S-1202MH	MH	MF	12' 0"	20-40 lbs	2-6	6-3/4"	16-1/2"	2-pcs	6 + Tip	A
TXP-S-1503MH	MH	MF	15' 0"	20-40 lbs	2-8	4-1/4"	21-3/4"	3-pcs	6 + Tip	A

S = Spinning Model

TUNDRA PRO



A Shrink and EVA fore and rear grips with pipe reel seat

Cold Water Ice



COLD WATER ICE COMBOS

- 1-pcs 24-ton carbon rod blank construction
- Split grip with cork and EVA design
- Custom reel seat allows improved sensitivity
- FG = non reel seat for customizing reel placement
- Stainless steel guide frames and inserts
- Backed by a limited 1-year warranty

MODEL	PWR	LENGTH (FT)	REEL MODEL	BEARINGS	LINE CAPACITY	SECTIONS	PRE-SPOOLED WITH LINE
COLD WATER ICE COMBOS							
CWI-S-271MLa-C10	ML	27"	C-10	6BB+1RB	210/2, 110/4, 70/6	1-pcs	No
CWI-S-301Ma-C10	M	30"	C-10	6BB+1RB	210/2, 110/4, 70/6	1-pcs	No
CWI-S-321Ma-C10	M	32"	C-10	6BB+1RB	210/2, 110/4, 70/6	1-pcs	No

S = Spinning Model

Cold Water DEADSTICK COMBO



COLD WATER DEADSTICK COMBOS

- 1-pcs 24-ton carbon rod blank construction
- Ceymar micro baitfeeder series spinning reel
- 7BB + 1RB bearing system for smoothness
- Multi-disc, oiled felt drag system
- 2-toned, machined aluminum spool
- FG = non reel seat for customizing reel placement
- Stainless steel guide frames and inserts
- Backed by a limited 1-year warranty

MODEL	PWR	LENGTH (FT)	REEL MODEL	BEARINGS	LINE CAPACITY	SECTIONS	PRE-SPOOLED WITH LINE
COLD WATER DEADSTICK COMBOS							
CDS-S-301MLFG-CBF1000	ML	30"	CBF-1000	7BB+1RB	280/2, 140/4, 100/6	1-pcs	No
CDS-S-301MFG-CBF1000	M	30"	CBF-1000	7BB+1RB	280/2, 140/4, 100/6	1-pcs	No

S = Spinning Model

TRIO PRO ICE

TRIO PRO ICE RODS

- 2-pcs blank design for transportation
- 3-different tip power sections with one grip
- Flat tip blanks allow for maximum sensitivity
- Premium cork and carbon grip configuration
- Colored rod tips to improve bite visibility
- Stainless steel guide frames and inserts
- PVC travel bag holds all 3 rods and handle
- Backed by a limited 1-year warranty



MODEL	PWR	TAPER	LENGTH (FT)	LINE WT (LBS)	LURE WT. (OZ)	FOREGRIP LENGTH	REARGRIP LENGTH	SECTIONS	GUIDES	HANDLE
TRIO PRO ICE KIT										
TRP-S-ICE-1	UL, L, ML	MF	24", 26", 28"	-	-	3/4"	1-1/2"	2-pcs	5 + Tip	A

S = Spinning Model

TRIO Pro Ice: Cork and carbon rear grip with cork/EVA foregrip

TRIO ICE

TRIO ICE RODS

- 2-pcs blank design for transportation
- 3-different tip power sections with one grip
- Tubular glass rod blank for maximum durability
- Premium cork fore and rear grip configuration
- Colored rod tips to improve bite visibility
- Stainless steel guide frames and inserts
- Backed by a limited 1-year warranty

MODEL	PWR	TAPER	LENGTH (FT)	LINE WT (LBS)	LURE WT. (OZ)	FOREGRIP LENGTH	REARGRIP LENGTH	SECTIONS	GUIDES	HANDLE
TRIO ICE KIT										
TRP-S-ICE-1	UL, L, ML	MF	24", 26", 28"	-	-	3/4"	1-1/2"	2-pcs	5 + Tip	A

S = Spinning Model

TRIO Ice: Cork and EVA fore and rear grips



ICX



A Full carbon fiber grip, no reel seat

ICX ICE RODS

- 1-pcs 24-ton carbon rod blank construction
- Custom 3K woven carbon fiber grip design
- FG = non reel seat for customizing reel placement
- Orange colored rod tip for improved bite visibility
- Fuji FazLite: Rugged inserts with smooth as silk performance
- Fuji K-concept frame design improves performance
- Backed by a limited 1-year warranty

MODEL	PWR	TAPER	LENGTH (FT)	FOREGRIP LENGTH	REARGRIP LENGTH	SECTIONS	GUIDES	HANDLE
ICX ICE RODS								
ICX-S-301ML-FG	ML	F	30"	0"	6-1/2"	1-pcs	5 + Tip	A
ICX-S-321M-FG	M	F	32"	0"	6-1/2"	1-pcs	5 + Tip	A
ICX-S-361MH-FG	MH	F	36"	0"	7-3/4"	1-pcs	5 + Tip	A
ICX-S-401MH-FG	MH	F	40"	0"	7-3/4"	1-pcs	5 + Tip	A

S = Spinning Model


COLD WATER ICE RODS

- 1-pcs 24-ton carbon rod blank construction
- Split grip with cork and EVA design
- Custom reel seat allows improved sensitivity
- FG = non reel seat for customizing reel placement
- Stainless steel guide frames and inserts
- Backed by a limited 1-year warranty

MODEL	PWR	TAPER	LENGTH (FT)	LINE WT (LBS)	LURE WT. (OZ)	FOREGRIP LENGTH	REARGRIP LENGTH	SECTIONS	GUIDES	HANDLE
COLD WATER ICE RODS										
CWI-S-241UL	UL	F	24"	--	--	1"	4-1/4"	1-pcs	3 + Tip	A
CWI-S-251L	L	F	25"	--	--	1"	4-1/4"	1-pcs	3 + Tip	A
CWI-S-271La	L	F	27"	--	--	1"	4-1/4"	1-pcs	3 + Tip	A
CWI-S-271ML	ML	F	27"	--	--	1"	4-1/4"	1-pcs	3 + Tip	A
CWI-S-271MLa	ML	F	27"	--	--	1"	4-1/4"	1-pcs	3 + Tip	A
CWI-S-301M	M	F	30"	--	--	1"	4-1/4"	1-pcs	4 + Tip	A
CWI-S-301MLa	ML	F	30"	--	--	1"	5-1/2"	1-pcs	3 + Tip	A
CWI-S-301Ma	M	F	30"	--	--	1"	5-1/2"	1-pcs	3 + Tip	A
CWI-S-321MH	MH	F	32"	--	--	1"	4-1/4"	1-pcs	4 + Tip	A
CWI-S-321Ma	M	F	32"	--	--	1"	5-1/2"	1-pcs	4 + Tip	A
CWI-S-321M-FG	M	F	32"	--	--	0"	7-3/4"	1-pcs	4 + Tip	B
CWI-S-361MH-FG	MH	F	36"	--	--	0"	7-3/4"	1-pcs	4 + Tip	B
CWI-S-401MH-FG	MH	F	40"	--	--	0"	7-3/4"	1-pcs	4 + Tip	B

S = Spinning Model

Cold Water Ice



A Cork and EVA split grip with custom exposed blank reel seat



B Full cork grip with carbon insert, no reel seat



COLD WATER DEADSTICK RODS

- 1-pcs 24-ton carbon rod blank construction
- Full premium cork grip design with carbon inlay
- FG = non reel seat for customizing reel placement
- Multi-colored rod tip for improved bite visibility
- Stainless steel guide frames and inserts
- Backed by a limited 1-year warranty

MODEL	PWR	TAPER	LENGTH (FT)	LINE WT (LBS)	LURE WT. (OZ)	FOREGRIP LENGTH	REARGRIP LENGTH	SECTIONS	GUIDES	HANDLE
COLD WATER DEADSTICK RODS										
CDS-S-301ML-FG	ML	F	30"	--	--	0"	7-3/4"	1-pcs	4 + Tip	A
CDS-S-301M-FG	M	F	30"	--	--	0"	7-3/4"	1-pcs	4 + Tip	A

S = Spinning Model

Cold Water Deadstick



A Full cork grip with carbon insert, no reel seat



Inspira Ice



A Cork and carbon rear grip with cork/EVA foregrip

INSPIRA ICE RODS

- 1-pcs flat tip blank allows maximum sensitivity
- Premium cork and carbon grip configuration
- Colored rod tips to improve bite visibility
- Stainless steel guide frames and inserts
- Backed by a limited 1-year warranty

MODEL	PWR	TAPER	LENGTH (FT)	FOREGRIP LENGTH	REARGRIP LENGTH	SECTIONS	GUIDES	HANDLE
INSPIRA ICE RODS								
ISXI-S-241UL	UL	MF	24"	3/4"	1-1/2"	1-pcs	5 + Tip	A
ISXI-S-261L	L	MF	26"	3/4"	1-1/2"	1-pcs	5 + Tip	A
ISXI-S-281ML	ML	MF	28"	3/4"	1-1/2"	1-pcs	5 + Tip	A

S = Spinning Model



TRAVEL

Nothing inspires the senses like getting out & traveling to a new destination & fishing new waters. The thrill of discovery fills us all. Whether you are hiking to a high mountain lake to chase beautiful golden trout, tying on a big swimbait to try to catch a giant striped bass, or dropping back a live sardine in hopes of breaking the triple digit mark on a yellowfin tuna, Okuma has your travel gear needs covered. Our travel gear is designed to not only help you get to your hidden destination, but to land that fish of a lifetime.

VOYAGER Signature

VOYAGER SIGNATURE SURF RODS

- Light and responsive 24-ton carbon rod blanks
- UFRIL: Ultimate Flex Reinforced rod tip technology
- Fuji Tangle Free guide frames with FazLite inserts
- Fuji DPS reel seat design for maximum reliability
- 4-pcs blank construction with spigot ferrule connections
- Non-slip shrink tube and EVA fore and rear grips
- Protective rod tube for use in transportation
- Voyager Signature rods are backed by a 1-year limited warranty

VOYAGER SIGNATURE BOAT RODS

- Light and responsive 24-ton carbon rod blanks
- UFRIL: Ultimate Flex Reinforced rod tip technology
- Fuji Tangle Free guide frames with FazLite inserts
- Fuji DPS reel seat and gimbal for maximum reliability
- 3-pcs blank construction with spigot ferrule connections
- Rod comes with two different powered rod tips
- Tapered TPE fore and rear grips for comfort and durability
- Protective travel bag for both storage and transportation
- Voyager Signature rods are backed by a 1-year limited warranty

	MODEL	PWR	TAPER	LENGTH (FT)	LINE WT (LBS)	LURE WT. (OZ)	FOREGRIP LENGTH	REARGRIP LENGTH	SECTIONS	GUIDES	HANDLE
VOYAGER SIGNATURE SURF RODS											
NEW	VSS-S-904M	M	MF	9' 0"	10 - 25 lbs	3/4 - 2 oz	7-1/2"	19"	4-pcs	5 + Tip	A
NEW	VSS-S-1004MH	MH	MF	10' 0"	15 - 30 lbs	1 - 4 oz	7-1/2"	19"	4-pcs	5 + Tip	A
NEW	VSS-S-1004H	H	MF	10' 0"	17 - 40 lbs	2 - 6 oz	7-1/2"	19"	4-pcs	5 + Tip	A
VOYAGER SIGNATURE BOAT RODS											
NEW	VSB-C-663M-MH	M / MH	MF	6' 6"	30 - 60 lbs	—	8"	12-1/4"	3-pcs	6 + Tip	B
NEW	VSB-C-703ML-M	L / ML	MF	7' 0"	15 - 40 lbs	—	8"	12-1/4"	3-pcs	7 + Tip	B
NEW	VSB-C-703M-MH	M / MH	MF	7' 0"	30 - 60 lbs	—	8"	12-1/4"	3-pcs	7 + Tip	B
NEW	VSB-S-703ML-M	L / ML	MF	7' 0"	15 - 40 lbs	—	8"	12-1/4"	3-pcs	5 + Tip	B
NEW	VSB-S-703M-MH	M / MH	MF	7' 0"	30 - 60 lbs	—	8"	12-1/4"	3-pcs	5 + Tip	B

C = Casting Model S = Spinning Model



A Voyager Signature Surf Rods: Shrink tube rear grip with rubber cap and Fuji pipe reel seat



B Voyager Signature Boat Rod: Tapered TPE foam with Fuji gimbal and Fuji pipe reel seat



A Split cork rear grip with Fuji spinning reel seat

B Split cork rear grip with Fuji trigger reel seat



VOYAGER Signature

VOYAGER SIGNATURE FRESHWATER RODS

- Light and responsive 30/40-ton low resin carbon blanks
- Sea Guide XO/XQ 316-SS angled guide frames reduce line twists
- Zirconium inserts offer compatibility for both braid and mono
- Fuji reel seat for reduced weight and improved feel
- Custom machined aluminum screw down reel seat hood
- 4-pcs blank construction with spigot ferrule connections
- Premium tapered cork split grip design for reduced weight
- Protective travel bag for both storage and transportation
- Voyager Signature rods are backed by a 1-year limited warranty

	MODEL	PWR	TAPER	LENGTH (FT)	LINE WT (LBS)	LURE WT. (OZ)	FOREGRIP LENGTH	REARGRIP LENGTH	SECTIONS	GUIDES	HANDLE
VOYAGER SIGNATURE FRESHWATER RODS											
NEW	VSS-S-724ML	ML	MF/F	7' 2"	6 - 12 lbs	1/8 - 3/8	0"	9-3/4"	4-pcs	8 + Tip	A
NEW	VSS-S-724M	M	MF/F	7' 2"	8 - 17 lbs	1/4 - 5/8 oz	0"	9-3/4"	4-pcs	8 + Tip	A
NEW	VSS-C-724M	M	MF/F	7' 2"	8 - 17 lbs	1/4 - 5/8 oz	0"	10-1/2"	4-pcs	9 + Tip	B
NEW	VSS-C-724MH	MH	MF/F	7' 2"	10 - 20 lbs	3/8 - 1 oz	0"	10-1/2"	4-pcs	9 + Tip	B
NEW	VSS-C-754H	H	MF/F	7' 5"	12 - 25 lbs	5/8 - 1-1/2 oz	0"	11-1/2"	4-pcs	9 + Tip	B

C = Casting Model S = Spinning Model

SST "A" TRAVEL

SST "A" TRAVEL RODS

- Technique and species-specific rod actions
- Light and responsive 24/30-ton low resin carbon blanks
- 3 or 4 pcs blank construction depending on model
- Sea Guide deep press guide frames for added durability
- Zirconium inserts offer compatibility for both braid and mono
- Premium cork fore and rear grip with rubber cork accents
- CG models feature woven carbon fore and rear grips
- Precision placed stainless steel hook keeper on all models
- Stainless steel hook keepers on all cork rod models
- Travel rods come packed in a protective SST rod tube
- SST rods are backed by a 1-year limited warranty

	MODEL	PWR	TAPER	LENGTH (FT)	LINE WT (LBS)	LURE WT. (OZ)	FOREGRIP LENGTH	REARGRIP LENGTH	SECTIONS	GUIDES	HANDLE
NEW	SST-S-663La	L	M/MF	6' 6"	2 - 8 lbs	1/8 - 3/8 oz	2"	7-3/4"	3-pcs	6 + Tip	A
NEW	SST-S-763MHa	MH	MF	7' 6"	10 - 20 lbs	3/8 - 1-1/2 oz	2-1/2"	11"	3-pcs	7 + Tip	A
NEW	SST-S-863MHa	MH	MF	8' 6"	10 - 25 lbs	3/8 - 1-1/2 oz	2-1/2"	11"	3-pcs	8 + Tip	A
NEW	SST-S-1064Ma	M	MF	10' 6"	8 - 17 lbs	3/8 - 3/4	2-1/2"	11"	4-pcs	11 + Tip	A
NEW	SST-S-704M-CGa	M	MF	7' 0"	8 - 17 lbs	1/4 - 5/8 oz	2-1/2"	8-3/4"	4-pcs	7 + Tip	B

S = Spinning Model



A Full cork butt section with pipe reel seat

B Full carbon butt section with pipe reel seat



VOYAGER

VOYAGER TRAVEL KIT

- Convenient nylon travel bag
- Shock-resistant foam insert
- Adjustable shoulder strap
- 6'0" travel rod in ML action
- Travel rod breaks down into 5-pcs
- Spinning reel features 1BB
- Spinning reel capacity: 170/4, 110/6, 80/8
- Stainless steel hooded reel seat
- Machined aluminum, anodized spinning spool

MODEL	PWR	LENGTH (FT)	REEL MODEL	BEARINGS	LINE CAPACITY	SECTIONS	PRE-SPOOLED WITH LINE
COLD WATER DEADSTICK COMBOS							
VS-605-20	ML	6' 0"	VS-20FT	1 BB	170/4, 100/6, 80/8	5-pcs	No



FLY & FLOAT

United by single action, 1:1 retrieve ratios, Fly and Float products highlight two very distinct strengths of Okuma Fishing Tackle. The first is the ability of our advanced CNC machining facility in Taiwan. From the same precision factory that makes Makaira offshore reels, comes our machined fly and float reels. The second is our commitment to value in our die-cast aluminum product lines. The Sierra fly reel changed the industry that used words like "traditional" to sell consumers grossly overpriced reels. Sierra redefined value in the fly fishing market, and SLV "b" products build upon that foundation. In both areas of strength, you can find bigger names, but not better product.



RAWII-1002

RAW-II 1002

RAWII CENTERPIN FLOAT REELS

- Precision 6061-T6 machined aluminum frame and spool
- Durable Type-II, two-tone anodized frame and spool
- 2 premium stainless steel Japanese ball bearings
- Machine cut stainless steel spool shaft
- 1-pcs Machined Rigid Frame construction
- On/Off click ratchet for added spool tension
- Ported spool with exposed rim for easy spool control
- Includes Okuma's protective neoprene reel shield
- RAWII is backed by a 1-year limited warranty

MODEL	BEARINGS	WEIGHT (OZ.)	LINE RETRIEVE	SPOOL WIDTH	SPOOL DIAM.	LINE CAPACITY	FRAME/SPOOL
RAWII CENTERPIN FLOAT REELS							
RAWII-1002	2 BB	8.23	13"	18.5mm	114mm	275 yds / 8 lbs	AL / AL



VT-1002

AVENTA

AVENTA FLOAT REELS

- Precision machined stainless steel spool shafts
- 1-piece Machined Rigid Frame construction
- Machined aluminum anodized spools
- On/Off click ratchet for added spool tension
- Ported spool with exposed rim for easy control
- 2 stainless steel Japanese ball bearings
- AVENTA is backed by a 1-year limited warranty

MODEL	BEARINGS	WEIGHT (OZ.)	LINE RETRIEVE	SPOOL WIDTH	SPOOL DIAM.	LINE CAPACITY	FRAME/SPOOL
AVENTA FLOAT REELS							
VT-1002	2 BB	8.23	13"	18.5mm	114mm	275 yds / 8 lbs	AL / AL

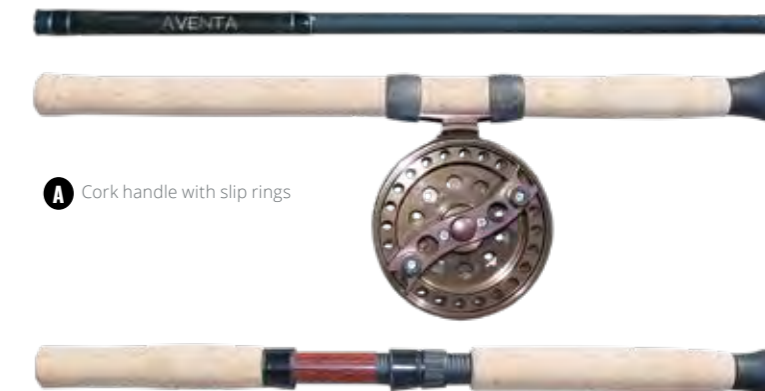
Float fishing is a unique and specific technique. The center-pin crowd is dedicated, knowledgeable and passionate about their sport. They are also extremely discerning about their tackle. The Aventa series is made from solid aluminum bar stock, for precision spool alignment and maximum freespool. The VT-1002, with two stainless steel ball bearings, is excellent for casting directly from the reel or for drag-free drifts.

AVENTA Float Rods

AVENTA FLOAT RODS

- Balanced rod actions for the Aventa reels
- Sensitive graphite blank construction
- Tall frame guides for line control
- Aluminum Oxide guide inserts
- Reel seat or slip ring models
- High quality cork grips
- Aventa Float Rods are backed by a 1-year limited warranty

MODEL	TAPER	LENGTH (FT)	LINE WT (LBS)	LURE WT. (OZ)	FOREGRIP LENGTH	REARGRIP LENGTH	SECTIONS	GUIDES	HANDLE
AVENTA FLOAT RODS									
VT-S-1363FR-2*	M	13'6"	4-8 lbs	1/8-3/8	19-1/4" Total Length		3-pcs	13 + Tip	A
VT-S-1363FR	M	13'6"	4-8 lbs	1/8-3/8	5-9/10"	8-1/5"	3-pcs	13 + Tip	B



A Cork handle with slip rings

A Cork handle with cherry wood insert on reel seat

SST

SST "A" FLOAT RODS

- Light and responsive 24/30-ton low resin carbon blanks
- 3 pcs blank construction
- Sea Guide deep press guide frames for added durability
- Zirconium inserts offer compatibility for both braid and mono
- Premium cork fore and rear grip
- CG models feature woven carbon fore and rear grips
- Rear seat or slip ring models available
- SST rods are backed by a 1-year limited warranty

MODEL	TAPER	LENGTH (FT)	LINE WT (LBS)	FOREGRIP LENGTH	REARGRIP LENGTH	SECTIONS	GUIDES	HANDLE
SST "A" FLOAT RODS								
SST-S-1343FFa	M	13' 4"	6-12 lbs	20" Total Length		3-pcs	9 + Tip	B
SST-S-1343FRa	M	13' 4"	6-12 lbs	7-1/2"	9-1/2"	3-pcs	9 + Tip	A



A Full cork butt section with pipe reel seat



B Full cork butt section with slip rings



SLV-56b



SX-5/6



SLV "b" FLY REELS

- Multi-disc cork and stainless steel drag washers
- Roller bearing engages drag system in one direction
- Precision machined stainless steel spool shaft
- ALC: Alumilite diecast aluminum frame design
- Rigid Diecast aluminum, super large arbor spool design
- Precision machine, brass bushing drive
- Easy-to-change left to right hand retrieval conversion

MODEL	BEARINGS	WEIGHT (OZ.)	LINE RETRIEVE	SPOOL WIDTH	SPOOL DIAM.	LINE CAPACITY	FRAME/SPOOL	LINE WT.
SLV "b" FLY REELS								
SLV 23b	1RB	4.5	8"	22mm	66mm	WF-2, 50yds/12lbs	AL / AL	2.3 wt.
SLV 45b	1RB	4.8	9"	24mm	75mm	WF-4, 95yds/12lbs	AL / AL	4.5 wt.
SLV 56b	1RB	5.3	10"	28mm	82mm	WF-5, 140yds/20lbs	AL / AL	5.6 wt.
SLV 78b	1RB	5.5	11"	31mm	88mm	WF-7, 145yds/20lbs	AL / AL	7.8 wt.
SLV 89b	1RB	6.1	12"	34mm	95mm	WF-8, 150yds/30lbs	AL / AL	8.9 wt.
SLV-1011b	1RB	9.7	13"	40mm	114mm	WF-10, 520yds/30lbs	AL / AL	10.11 wt.
SLV "b" SPOOLS								
SLV 23b Spool	1RB	4.5	8"	22mm	66mm	WF-2, 50yds/12lbs	- / AL	2.3 wt.
SLV 45b Spool	1RB	4.8	9"	24mm	75mm	WF-4, 95yds/12lbs	- / AL	4.5 wt.
SLV 56b Spool	1RB	5.3	10"	28mm	82mm	WF-5, 140yds/20lbs	- / AL	5.6 wt.
SLV 78b Spool	1RB	5.5	11"	31mm	88mm	WF-7, 145yds/20lbs	- / AL	7.8 wt.
SLV 89b Spool	1RB	6.1	12"	34mm	95mm	WF-8, 150yds/30lbs	- / AL	8.9 wt.
SLV-1011b Spool	1RB	9.7	13"	40mm	114mm	WF-10, 520yds/30lbs	- / AL	10.11 wt.



SIERRA X FLY REELS

- Multi-disc, composite drag system
- Roller bearing engages drag in one direction
- ALC: Alumilite diecast aluminum frame design
- Rigid diecast aluminum, large arbor spool design
- Easy-to-change left to right hand retrieval conversion
- Sierra-X fly reels are backed by a 1-year limited warranty

MODEL	BEARINGS	WEIGHT (OZ.)	LINE RETRIEVE	SPOOL WIDTH	SPOOL DIAM.	LINE CAPACITY	FRAME/SPOOL	LINE WT.
SIERRA X FLY REELS								
SX-3/4	2BB + 1RB	5.0	-	17mm	70mm	WF-4, 60 yds / 20 lbs	AL / AL	3.4 WT.
SX-4/5	2BB + 1RB	5.2	6.3"	28mm	75mm	WF-4, 70 yds / 20 lbs	AL / AL	4.5 WT.
SX-5/6	2BB + 1RB	5.7	7.5"	27.5mm	85mm	WF-5, 100 yds / 20 lbs	AL / AL	5.6 WT.
SX-7/8	2BB + 1RB	6.5	9.1"	27.5mm	95mm	WF-8, 100 yds / 20 lbs	AL / AL	7.8 WT.



SLV FLY RODS

- Balanced rod actions for the Aventa reels
- Sensitive graphite blank construction
- Tall frame guides for line control
- Aluminum Oxide guide inserts
- Reel seat or slip ring models
- High quality cork grips



MODEL	TAPER	LENGTH (FT)	LINE WT	ROD BLANK	REEL SEAT DESCRIPTION	SECTIONS	GUIDES	HANDLE
SLV FLY RODS								
SLV-3-80-4	MF	8' 0"	3 wt.	Graphite	AL hoods with carbon fiber pipe	4-pcs	8 + Tip	A
SLV-4-86-4	MF	8' 6"	4 wt.	Graphite	AL hoods with carbon fiber pipe	4-pcs	9 + Tip	A
SLV-5-90-4	MF	9' 0"	5 wt.	Graphite	AL hoods with carbon fiber pipe	4-pcs	9 + Tip	A
SLV-6-90-4	MF	9' 0"	6 wt.	Graphite	AL hoods with carbon fiber pipe	4-pcs	9 + Tip	A
SLV-7-90-4	MF	9' 0"	7 wt.	Graphite	AL hoods with carbon fiber pipe	4-pcs	9 + Tip	B
SLV-8-90-4	MF	9' 0"	8 wt.	Graphite	AL hoods with carbon fiber pipe	4-pcs	9 + Tip	B
SLV-8-96-4	MF	9' 6"	8 wt.	Graphite	AL hoods with carbon fiber pipe	4-pcs	10 + Tip	B
SLV-10-90-4	MF	9' 0"	10 wt.	Graphite	AL hoods with carbon fiber pipe	4-pcs	9 + Tip	B



A Cork foregrip, Aluminum pipe reel seat with aluminum hoods



A Cork foregrip, Aluminum pipe reel seat with aluminum hoods with fighting butt

CRISIUM Fly Rods

CRISIUM FLY RODS

- Lightweight graphite construction
- 2-piece rod design
- Titanium Oxide stripper guide
- Stainless steel snake guides
- Rosewood reel seat
- Okuma rod bag included
- Okuma 1-year limited warranty



A Cork foregrip and Rosewood reel seat with aluminum hoods

MODEL	TAPER	LENGTH (FT)	LINE WT	ROD BLANK	REEL SEAT DESCRIPTION	SECTIONS	GUIDES	HANDLE
CRISIUM FLY RODS								
CRF-34-70-2	MF	7' 0"	3/4 wt.	Graphite	Rosewood reel seat w/ stainless hoods	2-pcs	6 + Tip	A
CRF-45-86-2	MF	8' 6"	4/5 wt.	Graphite	Rosewood reel seat w/ stainless hoods	2-pcs	9 + Tip	A
CRF-67-86-2	MF	8' 6"	6/7 wt.	Graphite	Rosewood reel seat w/ stainless hoods	2-pcs	9 + Tip	A
CRF-56-90-2	M/MF	9' 0"	5/6 wt.	Graphite	Rosewood reel seat w/ stainless hoods	2-pcs	9 + Tip	A
CRF-78-90-2	M/MF	9' 0"	7/8 wt.	Graphite	Rosewood reel seat w/ stainless hoods	2-pcs	9 + Tip	A



COMBOS

A key component of our mission at Okuma Fishing Tackle is to maintain fishing as accessible to all interested people. Part of that effort includes our involvement in numerous conservation & fishing organizations. On the product side, it's our rod & reel combos that receive the focus. Our selection is backed by our commitment to make that first step into fishing an incredibly positive experience. We fill these products with color, excitement in addition to value & performance, because catching the eye is the first step in creating an angler.

Halogen

HALOGEN COMBOS

- Responsive and durable 24-ton carbon rod blanks
- Halogen Spin reels feature a 4BB+1RB drive system
- Halogen Baitcast reels feature a 5BB+1RB drive system
- CFR: Cyclonic Flow Rotor on spinning models
- Premium SeaGuide frames with Zirconium oxide inserts
- External adjustable magnetic cast control: Baitcast models
- Split EVA and TGT Grip: Traction Grip Technology
- Halogen combos are backed by a 1-year limited warranty

	MODEL	PWR	LENGTH (FT)	REEL MODEL	BEARINGS	LINE CAPACITY	SECTIONS	NUMBER OF GUIDES
	HALOGEN SPINNING COMBOS							
NEW	HG-S-661M-3000a	M	6'6"	HG-3000a	4BB+1RB	210/6, 170/8, 140/10	1-pcs	6+ Tip
NEW	HG-S-691ML-3000a	MH	6'9"	HG-3000a	4BB+1RB	210/6, 170/8, 140/10	1-pcs	7+ Tip
NEW	HG-S-721M-3000a	H	7'2"	HG-3000a	4BB+1RB	210/6, 170/8, 140/10	1-pcs	7+ Tip
	HALOGEN BAITCAST COMBOS							
NEW	HG-C-721M-100Ha	M / MH	7'2"	HG-100Ha	5BB+1RB	120/12, 110/14, 90/16	1-pcs	9+ Tip
NEW	HG-C-721MH-100Ha	L / ML	7'2"	HG-100Ha	5BB+1RB	120/12, 110/14, 90/16	1-pcs	9+ Tip

C = Casting Model S = Spinning Model



AVENGER

AVENGER SPINNING COMBOS

- Responsive and durable 24-ton carbon rod blanks
- UFR: Ultimate Flex Reinforced rod tip technology
- Avenger standard or baitfeeder spinning reel
- Avengers reels feature a 6BB+1RB drive system
- Machined aluminum, 2 tone anodized spool
- All models feature a precision placed stainless steel hook keeper
- Avenger combos are backed by a 1-year limited warranty

AVENGER SALMON/STEELHEAD COMBOS

- Specifically developed for Salmon/Steelhead anglers
- Responsive and durable 24-ton carbon rod blanks
- UFR: Ultimate Flex Reinforced rod tip technology
- Avenger reels feature a 6BB+1RB drive system
- Machined aluminum, 2 tone anodized spool
- Feature a precision placed stainless steel hook keeper
- Avenger combos are backed by a 1-year limited warranty

	MODEL	PWR	LENGTH (FT)	REEL MODEL	BEARINGS	LINE CAPACITY	SECTIONS	PRE-SPOOLED WITH LINE
	AVENGER BAITFEEDER COMBOS							
	AV-BF-701M-4000	M	7'0"	ABF-4000	6BB+1RB	285/8, 230/10, 190/12	1-pcs	No
	AV-BF-701MH-6000	MH	7'0"	ABF-6000	6BB+1RB	325/12, 220/16, 180/20	1-pcs	No
	AV-BF-701H-8000	H	7'0"	ABF-8000	6BB+1RB	440/12, 300/16, 245/20	1-pcs	No
	AVENGER FRESHWATER SPINNING COMBOS							
	AV-S-662ML-3000	ML	6'6"	AV-3000	6BB+1RB	240/6, 200/8, 165/10	2-pcs	No
	AV-S-702M-3000	M	7'0"	AV-3000	6BB+1RB	240/6, 200/8, 165/10	2-pcs	No
	AVENGER INSHORE/FRESHWATER SPINNING COMBOS							
	AV-S-701ML-3000	ML	7'0"	AV-3000	6BB+1RB	240/6, 200/8, 165/10	1-pcs	No
	AV-S-701M-3000	M	7'0"	AV-3000	6BB+1RB	240/6, 200/8, 165/10	1-pcs	No
	AV-S-701MH-4000	MH	7'0"	AV-4000	6BB+1RB	285/8, 230/10, 190/12	1-pcs	No
	AVENGER SALMON/STEELHEAD COMBOS							
NEW	AV-S-802MH-FG-4000	MH	8'0"	AV-4000	6BB+1RB	265/8, 220/10, 185/12	2-pcs	No
NEW	AV-S-862MH-FG-4000	MH	8'6"	AV-4000	6BB+1RB	265/8, 220/10, 185/12	2-pcs	No
NEW	AV-S-902MH-FG-4000	MH	9'0"	AV-4000	6BB+1RB	265/8, 220/10, 185/12	2-pcs	No

C = Casting Model S = Spinning Model



DEAD EYE *Classic*

DEAD EYE CLASSIC COMBOS

- Designed specifically for Walleye trolling
- Specially designed E-glass rod blank tapers for trolling
- Telescopic blank design for easier transportation
- Shrink tube foregrip designed for ultimate durability
- Magda Pro line counter reel, measures in feet
- 2 stainless steel ball bearings for max performance
- Dead Eye Classic combos are backed by a 1-year limited warranty

MODEL	PWR	LENGTH (FT)	REEL MODEL	BEARINGS	LINE CAPACITY	SECTIONS	PRE-SPOOLED WITH LINE
DEAD EYE CLASSIC COMBOS							
DEC-7101MT-200XT	M	7'10"	MA-200XT	2BB	290/14, 230/18,210/20	1-pcs/Tele	No
DEC-861MT-200XT	M	8'6"	MA-200XT	2BB	290/14, 230/18,210/20	1-pcs/Tele	No

CONVECTOR

CONVECTOR COMBOS

- Developed for Kokanee and Walleye trolling
- Feature Convector 163 or 354 line counter reels
- 2HPB + 1RB stainless steel bearing drive
- Kokanee: Full cork rear/foregrip configuration
- Walleye: Shrink tube rear grip with EVA foregrip
- Kokanee: 2-pcs rod blank construction
- Walleye: 1-pcs telescopic rod blank
- Convector combos backed by a 1-year limited warranty

MODEL	PWR	LENGTH (FT)	REEL MODEL	BEARINGS	LINE CAPACITY	SECTIONS	PRE-SPOOLED WITH LINE
CONVECTOR COMBOS							
CV-C-762L-163D	L	7'6"	CV-163D	2HPB + 1RB	260/8, 180/12, 115/16	2-pcs	No
CV-C-7101MT-354D*	M	7'10"	CV-354D	2HPB + 1RB	250/12, 230/14, 150/20	1-pcs/Tele	No
CV-C-861MT-354D*	M	8'6"	CV-354D	2HPB + 1RB	250/12, 230/14, 150/20	1-pcs/Tele	No

* = Walleye Trolling Models



Celilo Kokanee Combo

CEILO KOKANEE COMBOS

- Specifically designed for Kokanee trolling
- Sensitive and light graphite composite blanks
- Durable aluminum oxide guide inserts
- Tapered core fore and rear grip configuration
- Magda Pro line counter reel, measures in feet
- 2 stainless steel ball bearings for max performance
- Celilo Kokanee combos are backed by a 1-year limited warranty

MODEL	PWR	LENGTH (FT)	REEL MODEL	BEARINGS	LINE CAPACITY	SECTIONS	PRE-SPOOLED WITH LINE
CEILO KOKANEE COMBOS							
CE-C-561Ha-XP452La	H	5'6"	XP-452La	2BB	580/20, 430/25, 330/30	1-pcs	No
CE-762L-150XT	L	7'6"	MA-150XT	2BB	310/10, 290/12, 240/14	2-pcs	No
CE-802L-150XT	L	8'0"	MA-150XT	2BB	310/10, 290/12, 240/14	2-pcs	No





Great Lakes Trolling Combos

GREAT LAKES TROLLING COMBO

- Specific Great Lakes Trolling rod actions
- Durable E-glass blank construction
- Double footed aluminum oxide guides
- Stainless steel hooded reel seats
- Comfortable EVA foam grips.
- Machine cut brass gearing
- Corrosion resistant graphite spools
- Power handles standard on all models
- Limited 1-year rod warranty

MODEL	PWR	LENGTH (FT)	REEL MODEL	BEARINGS	LINE CAPACITY	SECTIONS	PRE-SPOOLED WITH LINE
GREAT LAKES TROLLING COMBO							
CPDR-862M-300La	M	8'6"	CLX-300L	Bushing	510/15, 420/20, 310/25	2-pcs	No
CP-PB-7101MT-20DX	M	7'10"	MA-20DX	2BB	290/14, 230/18, 210/20	1-pcs/Tele	No
CP-LT-762M-20DX	M	7'6"	MA-20DX	2BB	290/14, 230/18, 210/20	2-pcs	No
CP-DR-762ML-20DX	ML	7'6"	MA-20DX	2BB	290/14, 230/18, 210/20	2-pcs	No
CPDR-862M-30DX	M	8'6"	MA-30DX	2BB	510/15, 420/20, 310/25	2-pcs	No
CPCL-862M-45DX	M	8'6"	MA-45DX	2BB	580/20, 430/25, 330/30	2-pcs	No
CPC-902MH-30DX	MH	9'0"	MA-30DX	2BB	510/15, 420/20, 310/25	2-pcs	No
CP-DD-1002-30DX	MH	10'0"	MA-30DX	2BB	510/15, 420/20, 310/25	2-pcs	No

*Line Counter Trolling Models

Ceymar

CEYMAR COMBOS

- UFR: Ultimate Flex Reinforcement technology increases rod's lifting power and maximum strength
- Multi-disc, oiled felt drag system
- 7 BB + 1RB for ultimate smoothness
- 6 BB + 1RB on 10-size reel only
- Quick-Set anti-reverse roller bearing
- Precision machine cut brass pinion gear
- Corrosion-resistant graphite body
- Rigid, forged aluminum, black anodized handle design
- Lightweight, EVA handle knobs for comfort
- Precision Elliptical Gearing system
- Machined aluminum, 2-tone anodized spool
- Heavy duty, solid aluminum bail wire
- RESII: Computer balanced Rotor Equalizing System
- Narrow Blade Body Design for reduced fatigue
- Ceymar Combos are backed by a 1-year warranty

MODEL	PWR	LENGTH (FT)	REEL MODEL	BEARINGS	LINE CAPACITY	SECTIONS	PRE-SPOOLED WITH LINE
CEYMAR COMBOS							
C-662M-30	M	6'6"	C-30	7BB+1RB	200/6, 160/8, 110/10	2-pcs	No
C-702M-30	M	7'0"	C-30	7BB+1RB	200/6, 160/8, 110/10	2-pcs	No
C-602UL-10*	UL	6'0"	C-10	6BB+1RB	210/2, 110/4, 70/6	2-pcs	No

* = Trout Spinning Models



SAFINA PRO

SAFINA PRO SALTWATER COMBOS

- Responsive and durable 24-ton carbon rod blanks
- UFR: Ultimate Flex Reinforced rod tip technology
- Safina Pro reels feature a 3BB+1RB drive system
- CFR: Cyclonic Flow Rotor technology
- Machined aluminum, 2 tone anodized spool
- Feature a precision placed stainless steel hook keeper
- Safina Pro combos are backed by a 1-year limited warranty

	MODEL	PWR	LENGTH (FT)	REEL MODEL	BEARINGS	LINE CAPACITY	SECTIONS	PRE-SPOOLED WITH LINE
SAFINA PRO SALTWATER COMBOS								
NEW	SNP-S-702ML-3000	ML	7'0"	SNP-3000	3BB+1RB	210/6, 170/8, 140/10	2-pcs	No
NEW	SNP-S-702M-3000	M	7'0"	SNP-3000	3BB+1RB	210/6, 170/8, 140/10	2-pcs	No
NEW	SNP-S-702MH-4000	MH	7'0"	SNP-4000	3BB+1RB	265/8, 220/10, 185/12	2-pcs	No
NEW	SNP-S-762M-3000	M	7'6"	SNP-3000	3BB+1RB	210/6, 170/8, 140/10	2-pcs	No
NEW	SNP-S-762MH-4000	MH	7'6"	SNP-4000	3BB+1RB	265/8, 220/10, 185/12	2-pcs	No
NEW	SNP-S-802MH-6000	MH	8'0"	SNP-6000	3BB+1RB	280/12, 195/16, 165/20	2-pcs	No
NEW	SNP-S-902H-8000	H	9'0"	SNP-8000	3BB+1RB	380/12, 265/16, 225/20	2-pcs	No

S = Spinning Model

Fuel Spin

FUEL SPIN COMBOS

- Responsive and durable 24-ton carbon rod blanks
- Spinning reels feature a 1BB drive system
- Baitcast reels feature a 3BB+1RB drive system
- CFR: Cyclonic Flow Rotor on spinning models
- Polished titanium oxide guide inserts
- External adjustable magnetic cast control: Baitcast models
- Contoured split EVA rear grip for reduced weight
- Fuel Spin combos are backed by a 1-year limited warranty

	MODEL	PWR	LENGTH (FT)	REEL MODEL	BEARINGS	LINE CAPACITY	SECTIONS	PRE-SPOOLED WITH LINE
	FUEL SPIN SPINNING COMBOS							
NEW	FSP-602M-1000	M	6'0"	FSP-1000	1BB	280/2,140/4,110/6	2-pcs	No
NEW	FSP-662ML-1000	ML	6'6"	FSP-1000	1BB	280/2,140/4,110/6	2-pcs	No
NEW	FSP-662M-3000	M	6'6"	FSP-3000	1BB	240/6,200/8,160/10	2-pcs	No
NEW	FSP-702L-1000	L	7'0"	FSP-1000	1BB	280/2,140/4,110/6	2-pcs	No
NEW	FSP-702M-3000	M	7'0"	FSP-3000	1BB	240/6,200/8,160/10	2-pcs	No
	FUEL SPIN BAITCAST COMBOS							
NEW	FSP-701M-100HA	M	7'0"	FSP100H-A	3BB+1RB	120/12,110/14,90/16	1-pcs	No
NEW	FSP-701MH-100HA	MH	7'0"	FSP100H-A	3BB+1RB	120/12,110/14,90/16	1-pcs	No



ALARIS

ALARIS COMBO

- 3BB + 1RB bearing drive for durability
- QuickSet anti-reverse roller bearing for hook sets
- Multi-disc oil felt drag washers for ultimate smoothness
- CFR: Cyclonic Flow Rotor technology
- Durable Dura-flow stainless steel guides
- Sensitive graphite composite rod blank construction
- Rear cork split grip with EVA foam foregrip
- Machined aluminum, two-tone anodized spool
- Rigid metal handle design for added strength
- Alaris combos are backed by a 1-year limited warranty

	MODEL	PWR	LENGTH (FT)	REEL MODEL	BEARINGS	LINE CAPACITY	SECTIONS	PRE-SPOOLED WITH LINE
	ALARIS COMBO							
	ALS-S-562L-20	L	5'6"	ALS-20	3BB+1RB	280/2,140/4,110/6	2-pcs	No
	ALS-S-602ML-20	ML	6'0"	ALS-20	3BB+1RB	280/2,140/4,110/6	2-pcs	No
	ALS-S-662M-30	M	6'6"	ALS-30	3BB+1RB	240/6,200/8,160/10	2-pcs	No
	ALS-S-702M-30	M	7'0"	ALS-30	3BB+1RB	240/6,200/8,160/10	2-pcs	No

AVEON

AVEON COMBOS

- Durable and sensitive graphite composite rod blank
- Traditional cork foregrips with full cork butt section
- Multi-disc oil felt drag washers
- Quick-Set ant-reverse bearing
- Machined aluminum, 2-tone anodized spool
- Rigid aluminum handle for improved strength
- Tip over butt ferrule connection for improved feel
- All Aveon rods feature 2-pcs blanks for transportation
- Aveon combos are backed by a 1-year limited warranty

	MODEL	PWR	LENGTH (FT)	REEL MODEL	BEARINGS	LINE CAPACITY	SECTIONS	PRE-SPOOLED WITH LINE
	AVEON TROUT SPINNING COMBOS							
	AE-S-602UL-10	UL	6'0"	AE-10	1BB+1RB	160/4,120/6	2-pcs	No
	AE-S-662UL-10	UL	6'6"	AE-10	1BB+1RB	160/4,120/6	2-pcs	No
	AE-S-702L-10	L	7'0"	AE-10	1BB+1RB	160/4,120/6	2-pcs	No
	AVEON STEELHEAD SPINNING COMBOS							
	AE-S-902ML-40	ML	9'0"	AE-40	3BB+1RB	420/6,320/8,260/10	2-pcs	No
	AE-S-962ML-40	ML	9'6"	AE-40	3BB+1RB	420/6,320/8,260/10	2-pcs	No
	AVEON KOKANEETROUT TROLLING COMBO							
	AE-C-762L-15D	L	7'6"	AE-15D	1BB	330/10,290/12,240/14	2-pcs	No





ROX

ROX COMBOS

- Graphite composite rod blank construction
- 2BB bearing drive for smoothness
- Multi-disc oil felt drag washers
- Durable Dura-flow stainless steel guides
- Comfortable EVA foam fore grips
- Neo-cork rear split grips for reduced weight
- Salmon/Steelhead models feature full Cork grips
- Machined aluminum 2-toned anodized spool
- Rigid aluminum handle for improved strength
- Limited 1-year warranty

MODEL	PWR	LENGTH (FT)	REEL MODEL	BEARINGS	LINE CAPACITY	SECTIONS	PRE-SPOOLED WITH LINE
ROX SPINNING COMBOS							
ROX-702UL-20	UL	7'0"	ROX-20	2BB	150/4, 120/6	2-pcs	Yes
ROX-602ML-20	ML	6'0"	ROX-20	2BB	150/4, 120/6	2-pcs	Yes
ROX-662M-30	M	6'6"	ROX-30	2BB	270/6, 185/10	2-pcs	Yes
ROX-702M-30	M	7'0"	ROX-30	2BB	270/6, 185/10	2-pcs	Yes
ROX-802M-40	M	8'0"	ROX-40	2BB	215/10, 160/12	2-pcs	Yes
ROX-862ML-40	ML	8'6"	ROX-40	2BB	215/10, 160/12	2-pcs	Yes
ROX-902MH-50	MH	9'0"	ROX-45	2BB	215/10, 160/12, 15/120	2-pcs	Yes
ROX TROLLING COMBOS							
ROX-C-902MH-20DX	MH	9'0"	ROX-20DX	2BB	290/14, 230/18, 210/20	2-pcs	No

FIN-CHASER

FIN CHASER "X" SERIES COMBOS

- Durable glass fiber rod blank construction
- All models feature a comfortable EVA fore grip
- Rear grip on 6'-7' combos feature split cork
- Rear grips on 8' and larger combos is full EVA
- Multi-disc oil felt drag washers
- All models feature a 1 ball bearing drive system
- Machined aluminum, anodized spool
- Fin Chaser 8' and larger feature double foot guide construction
- All Fin Chaser rods feature 2-pcs blanks for transportation
- Fin Chaser combos are backed by a 1-year limited warranty

	MODEL	PWR	LENGTH (FT)	REEL MODEL	BEARINGS	LINE CAPACITY	SECTIONS	COLOR	PRE-SPOOLED WITH LINE
	FIN CHASER "X" SERIES COMBOS								
	FNX-602-30PK	ML	6'0"	FNX-30	1BB	310/3, 250/4, 165/6	2-pcs	Pink	Yes
	FNX-662-30BL	M	6'6"	FNX-30	1BB	310/3, 250/4, 165/6	2-pcs	Blue	Yes
	FNX-662-30YL	M	6'6"	FNX-30	1BB	310/3, 250/4, 165/6	2-pcs	Yellow	Yes
	FNX-662-30PK	M	6'6"	FNX-30	1BB	310/3, 250/4, 165/6	2-pcs	Pink	Yes
NEW	FNX-662-30SF	M	6'6"	FNX-30	1BB	310/3, 250/4, 165/6	2-pcs	Sea Foam	Yes
NEW	FNX-662-30SB	M	6'6"	FNX-30	1BB	310/3, 250/4, 165/6	2-pcs	Sky Blue	Yes
	FNX-70-40PK	MH	7'0"	FNX-40	1BB	190/10, 140/12, 110/15	2-pcs	Pink	Yes
	FNX-70-40BL	MH	7'0"	FNX-40	1BB	190/10, 140/12, 110/15	2-pcs	Blue	Yes
	FNX-70-40YL	MH	7'0"	FNX-40	1BB	190/10, 140/12, 110/15	2-pcs	Yellow	Yes
NEW	FNX-70-40SF	MH	7'0"	FNX-40	1BB	190/10, 140/12, 110/15	2-pcs	Sea Foam	Yes
NEW	FNX-70-40SB	MH	7'0"	FNX-40	1BB	190/10, 140/12, 110/15	2-pcs	Sky Blue	Yes
	FNX-80-40BL	MH	8'0"	FNX-40	1BB	190/10, 140/12, 110/15	2-pcs	Blue	Yes
	FNX-80-40YL	MH	8'0"	FNX-40	1BB	190/10, 140/12, 110/15	2-pcs	Yellow	Yes
	FNX-90-60BL	MH	9'0"	FNX-60	1BB	155/18, 125/20, 90/30	2-pcs	Blue	Yes
	FNX-90-60YL	MH	9'0"	FNX-60	1BB	155/18, 125/20, 90/30	2-pcs	Yellow	Yes
	FNX-100-65BL	MH	10'0"	FNX-65	1BB	300/15, 190/20, 130/35	2-pcs	Blue	Yes
	FNX-100-65YL	MH	10'0"	FNX-65	1BB	300/15, 190/20, 130/35	2-pcs	Yellow	Yes

S = Spinning Model





TUNDRA

TUNDRA COMBO

- 1BB ball bearing drive for smoothness
- Corrosion resistant graphite spool
- Multi-disc oiled felt drag system
- Durable glass fiber rod blank construction
- Reinforced double footed guides on all models
- Long lasting ceramic guide inserts
- Stainless steel hooded reel seats
- Comfortable EVA foam fore and rear grips
- Durable rubber butt cap
- Tundra combos are pre-spoiled with line
- Limited 1-year warranty

MODEL	PWR	LENGTH (FT)	REEL MODEL	BEARINGS	LINE CAPACITY	SECTIONS	PRE-SPOOLED WITH LINE
TUNDRA COMBO							
TU-702-50	M	7' 0"	TU-50	1BB	440/10, 390/12, 280/15	2-pcs	Yes
TU-802-60	M	8' 0"	TU-60	1BB	360/12, 250/15, 210/20	2-pcs	Yes
TU-902-65	MH	9' 0"	TU-65	1BB	440/12, 310/15, 260/20	2-pcs	Yes
TU-1002-80	MH	10' 0"	TU-80	1BB	430/15, 360/20, 260/25	2-pcs	Yes
TU-1202-80	MH	12' 0"	TU-80	1BB	430/15, 360/20, 260/25	2-pcs	Yes
TBF-702-50*	M	7' 0"	TU-50	1BB	440/10, 390/12, 280/15	2-pcs	Yes
TBF-802-65*	M	8' 0"	TU-65	1BB	540/12, 390/15, 320/20	2-pcs	Yes
TBF-1002-65*	MH	10' 0"	TU-65	1BB	540/12, 390/15, 320/20	2-pcs	Yes

*Baitfeeder Model



TUNDRA PRO

TUNDRA PRO COMBOS

- Durable and sensitive graphite composite rod blank
- UFR: Ultimate Flex Reinforcement rod tip technology
- Comfortable EVA fore and rear grip configuration
- Multi-disc oil felt drag washers
- Features a 3 ball bearing drive system
- Machined aluminum, 2-tone anodized spool
- All Tundra pro guides feature double foot construction
- Tip over butt ferrule connection for improved feel
- All Tundra Pro rods feature 2-pcs blanks for transportation
- Tundra Pro combos are backed by a 1-year limited warranty

MODEL	PWR	LENGTH (FT)	REEL MODEL	BEARINGS	LINE CAPACITY	SECTIONS	PRE-SPOOLED WITH LINE
TUNDRA PRO COMBOS							
TXP-702-50	M	7' 0"	TXP-50	3BB	215/12, 165/15, 105/20	2-pcs	No
TXP-802-60	M	8' 0"	TXP-60	3BB	155/18, 125/20, 90/30	2-pcs	No
TXP-902-65	MH	9' 0"	TXP-65	3BB	300/15, 190/20, 130/35	2-pcs	No
TXP-1002-80	MH	10' 0"	TXP-80	3BB	530/15, 340/20, 210/35	2-pcs	No
TXP-1202-80	MH	12' 0"	TXP-80	3BB	530/15, 340/20, 210/35	2-pcs	No

*Line Counter Trolling Models

Steeler

STEELER XP COMBOS

- Durable glass fiber rod blank construction
- Feature comfortable EVA fore and rear split grip
- Multi-disc front drag washer system
- All models feature a 1 ball bearing drive system
- Reels are pre-spooled with monofilament line
- All Steeler rods are 2-pcs for easy transportation
- Steeler XT combos are backed by a 1-year limited warranty

MODEL	PWR	LENGTH (FT)	REEL MODEL	BEARINGS	LINE CAPACITY	SECTIONS	COLOR	PRE-SPOOLED WITH LINE
STEELER XP COMBOS								
SLXP-562-20BO	M	5'6"	SLXP-20	1BB	265/3, 220/4, 180/6	2-pcs	Orange	Yes
SLXP-562-20GR	M	5'6"	SLXP-20	1BB	265/3, 220/4, 180/6	2-pcs	Green	Yes
SLXP-562-20PK	M	5'6"	SLXP-20	1BB	265/3, 220/4, 180/6	2-pcs	Pink	Yes
SLXP-602-20BO	M	6'0"	SLXP-20	1BB	265/3, 220/4, 180/6	2-pcs	Orange	Yes
SLXP-602-20GR	M	6'0"	SLXP-20	1BB	265/3, 220/4, 180/6	2-pcs	Green	Yes
SLXP-602-20PK	M	6'0"	SLXP-20	1BB	265/3, 220/4, 180/6	2-pcs	Pink	Yes
SLXP-662-20BO	M	6'6"	SLXP-20	1BB	265/3, 220/4, 180/6	2-pcs	Orange	Yes
SLXP-662-20GR	M	6'6"	SLXP-20	1BB	265/3, 220/4, 180/6	2-pcs	Green	Yes
SLXP-662-20PK	M	6'6"	SLXP-20	1BB	265/3, 220/4, 180/6	2-pcs	Pink	Yes



BOUNDARY

BOUNDARY COMBOS

- Narrow modern reel body design
- Corrosion resistant frame, sideplate and rotor
- Electroplated graphite spool design
- Glass fiber rod blank for maximum durability
- 1 Ball Bearing Drive System for smoothness
- Comfortable EVA fore and rear grips on rod
- Rods are all 2-pcs construction for easy transportation
- Limited 1-year warranty

MODEL	PWR	LENGTH (FT)	REEL MODEL	BEARINGS	LINE CAPACITY	SECTIONS	PRE-SPOOLED WITH LINE
BOUNDARY COMBOS							
B-S-602-20	M	6'0"	B-20	1BB	330/6, 260/8, 180/10	2-pcs	Yes
B-S-662-30	M	6'6"	B-30	1BB	330/6, 260/8, 180/10	2-pcs	Yes
B-S-702-40	M	7'0"	B-40	1BB	410/8, 290/10, 260/12	2-pcs	Yes
B-S-802-40	MH	8'0"	B-40	1BB	410/8, 290/10, 260/12	2-pcs	Yes
B-S-902-65	MH	9'0"	B-65	1BB	440/12, 310/15, 260/20	2-pcs	Yes
B-S-1002-65	MH	10'0"	B-65	1BB	440/12, 310/15, 260/20	2-pcs	Yes



CASCADE II

CASCADE II COMBOS

- Durable glass fiber rod blank construction
- Features comfortable EVA fore grips
- Rear grip is split configuration EVA and cork
- Multi-disc front drag washer system
- All models feature a 1 ball bearing drive system
- Reels are pre-spooled with monofilament line
- All Cascade rods are 2-pcs for easy transportation
- Cascade II combos backed by a 1-year limited warranty

MODEL	PWR	LENGTH (FT)	REEL MODEL	BEARINGS	LINE CAPACITY	SECTIONS	PRE-SPOOLED WITH LINE
CASCADE II COMBOS							
CSII-502L-20	L	5'0"	CSII-20	1BB	265/3, 220/4, 180/6	2-pcs	Yes
CSII-562ML-20	ML	5'6"	CSII-20	1BB	265/3, 220/4, 180/6	2-pcs	Yes
CSII-602ML-20	ML	6'0"	CSII-20	1BB	265/3, 220/4, 180/6	2-pcs	Yes
CSII-662ML-20	ML	6'6"	CSII-20	1BB	265/3, 220/4, 180/6	2-pcs	Yes





ACCESSORIES & APPAREL

The ultimate companion pieces to Okuma fishing rods and reels, and Okuma accessories add quality to the details of the experience. Universally, our fabrics and construction elements are top-of-the-line. The specific features are the culmination of experience and the understanding that you cannot catch fish if your gear is not in the water. Organization and accessibility are paramount. All of our accessories are built to fish hard, offering the most hard-core enthusiast a product which delivers extensive pride of ownership and long-lasting durability.



CAL'S UNIVERSAL DRAG REEL GREASE

- Maximum corrosion protection
- Fortified with teflon and polymers
- Little or no drag acceleration
- Exceptionally smooth drag performance
- Superior heat and wear resistance
- Safe on all metals and common plastics
- Reduces gear train friction for easier cranking

ACCESSORIES

MODEL	DESCRIPTION
CG-30G	Cal's universal drag and gear grease 30grams
CG-100G	Cal's universal drag and gear grease 100grams
RMK-3010	Cal's universal grease 30grams with 10ML of Fishing Reel oil



ACCESSORIES

MODEL	CLEAR POCKETS	WRAP DIMENSIONS
REEL COVERS		
ARS-BC	Reel Shield-Neoprene reel cover	All 200-size low profile baitcast reels
ARS-1	Reel Shield-Neoprene reel cover	150/250/400 round baitcasting & 15/20/200 star drag reels
ARS-2	Reel Shield-Neoprene reel cover	10/15 lever drags & 30/40/300/450 star drag reels
ARS-3	Reel Shield-Neoprene reel cover	20/30 sized lever drag reels & 55/55W star drag reels
ARS-4	Reel Shield-Neoprene reel cover	50/50W sized lever drag reels
ARS-10	Fly Reel Covers-Neoprene	All Okuma fly reels
ARS-15	Fly and Float Reel Cover	8-11 wt. fly reels and Okuma float reels
ROD STRAPS		
AS-RW	Okuma Rod Wraps-Durable Velcro style rod strap with logo	All Rods
OKEECHOBEE HANDLE		
AROPH-1	Okeechobee Baitcast Power Handle	200/350-size Low Profile reels
ARCWTH	350-size paddle handle	350-size Low profile reels



OKUMA APPAREL

FOR UPDATED APPAREL PLEASE VISIT US AT WWW.OKUMAFISHINGUSA.COM

OKUMA WARRANTY

We at Okuma take great pride in the workmanship and quality of our products. We also take great pride in taking care of our customers. Should you require service for your Okuma rod or reel, we have a nationwide network of Authorized Repair Centers, or our full service warranty at Okuma, to help take care of you. You may also visit our Web site at www.okumafishing.com for more information and to register your products.

OKUMA WARRANTY REPAIR

NAME	PHONE	ADDRESS	CITY	STATE	POSTAL CODE
B&J Sporting Goods	907-274-6113	113 W Northern Lights Blvd Suite J/K	Anchorage	AK	99503
4 Reel Services Inc.	561-509-9055	410 N Dixie Hwy	Lantana	FL	33462
Dave's Parts & Service	727-942-8944	1500 U.S. Hwy 19	Holiday	FL	34691
Tuna's Reel Troubles	231-907-0052	78 North Nelson Road	Ludington	MI	49431
The Reel Seat	732-223-5353	707 Union Ave.	Brielle	NJ	8730
Roy's Bait & Tackle Outfitters	361-992-2960	7613 South Padre Island Dr.	Corpus Christi	TX	78412

CANADIAN WARRANTY CENTERS

NAME	PHONE	ADDRESS	CITY	STATE	POSTAL CODE
Mike's Reel Repair	888-404-1119	#108-31060 Peardonville Rd.	Abbotsford	BC	V2T 6K5
Country Rod Crafting	250-468-5708	3709 Remora Place	Nanoose Bay	BC	V9P 9H1
Rockey's Tackle Service	705-325-3526	3 Royce Ave Unit 1 & 2	Orillia	ON	L3V 5H3
MG Reel Solution	450-436-0395	304 Lancelot	Saint Columban	QB	JOR 1K0

AUTHORIZED REPAIR CENTERS

NAME	PHONE	ADDRESS	CITY	STATE	POSTAL CODE
B&J Sporting Goods	907-274-6113	113 W Northern Lights Blvd Suite J/K	Anchorage	AK	99503
Mark's Outdoor Sports	205 822-2010	1400-B Montgomery Highway	Birmingham	AL	35216
Rock Springs Tackle	870-741-7375	1902 Rock Springs Road	Harrison	AR	92601
B&F Rod and Reel	909-988-9229	1028 W. 4th St.	Ontario	CA	91762
Dana Landing Sportsfishing	619-226-2929	2580 Ingraham St.	San Diego	CA	92109
Fisherman's Warehouse	916-362-1200	9035 Folsom Blvd	Sacramento	CA	95826
Pacific Extreme Sports	916-646-3474	4701 24th St. Suite D	Sacramento	CA	95822
Fisherman's World	203-866-1075	2 Fort Point St.	Norwalk	CT	06855
Fishing Factory	860-621-8145	1426 Meriden-Waterbury Road	Milldale	CT	06467
Old Inlet Bait & Tackle	302-227-7974	Highway 1, Box 129	Rehoboth Beach	DE	19971
Rick's Bait & Tackle	302-945-9245	26019 Julius Lane	Millsboro	DE	19966
Billy's Rod and Reel Repair	850-382-3047	4887 W Spencer Field Rd.	Pace	FL	32571
Dave's Parts & Service	727-942-8944	1500 U.S. Hwy 19	Holiday	FL	34691
Lost Key Tackle LLC	850-361-1145	12890 Gulf Beach Hwy	Pensacola	FL	32507
Broadway Tackle	706-738-8848	1730 Broad Street	Augusta	GA	30904
Nutter Rod & Reel	770-386-3978	3383 Highway 411 NE	White	GA	30184
New Maui Fishing Supply	808-244-3449	1823 Wells Street Suite 4	Wailuku	HI	96793
Roy's Fishing Supply	808-487-7690	98-025 Hekaha Street	Aiea	HI	96701
S. Tokunaga Store	808-935-6965	26 Hoku Street	Hilo	HI	96720
Bob's Reel Service	319-362-7692	3945 Rollingwood Drive NW	Cedar Rapids	IA	52405
Glenn's Reel & Rod Repair	515-262-2990	2210 E 9th Street	Des Moines	IA	50316
Kay's Rod & Reel Repair	563-535-7108	1511 Scenic Valley Road	Waukon	IA	52172
Glenn's Rod and Reel LLC	985-223-2188	2755 Coteau Rd.	Houma	LA	70364
Professional Sports Shop	504-522-3771	920 Julia St.	New Orleans	LA	70113
Superior Bait & Tackle	225-293-3474	5760 Siegen Lane Suite D	Baton Rouge	LA	70809
Bucko's Parts & Tackle	508-674-7900	191 Stafford Road	Fall River	MA	02721
Reel Easy Custom Rods	978-476-7187	68 Curzon Mill Rd.	Newburyport	MA	01950
Blue Fin's bait and tackle	410-477-9244	701 Wise ave.	Baltimore	MD	21222
Reel Perfection	410-676-0027	324 Flying Point Road	Edgewood	MD	21040
Riverside Fly & Tackle	604-944-2479	2847 Shaughnessy St.	Port Coquitlam	BC	V3C 3H1

AUTHORIZED REPAIR CENTERS CONT.

NAME	PHONE	ADDRESS	CITY	STATE	POSTAL CODE
Tuna's Reel Troubles	231-907-0052	78 North Nelson Road	Ludington	MI	49431
367 Bait and Tackle	314-653-1377	11841 Benham Rd.	St. Louis	MO	63138
Bryant's Osage Outdoors	573-374-2278	716 N. Main St.	Laurie	MO	65037
Paul's Bait & Tackle	314773-6221	4421 Chippewa	St. Louis	MO	63116
Betty & Nick's Bait & Tackle	732-793-2708	807 S.W. Central Avenue	Seaside Park	NJ	08752
Capt'n Hippo Bait & Tackle	735--505-3500	334 Atlantic City Blvd	South Toms River	NJ	08757
The Reel Seat	732-223-5353	707 Union Ave.	Brielle	NJ	08730
Bill's Hooks	716-366-0268	5139 W. Lake Road	Dunkirk	NY	14048
Road Runner Reel Repair	405-201-7801	212 North Rush st.	RUSH SPRINGS	OK	73082
Fat Boys Bait & Tackle	262-536-4374	228 North Franklin St	Port Washington	OR	53074
Jim Pringles Reel Repair	541-535-3509	4329 Wildwood Drive	Medford	OR	97501
Ollie Damon's	503-232-3193	236 SE Grand Ave	Portland	OR	97214
Fish USA	412-384-4500	6960 West Ridge Rd	Fairview	PA	16415
Carolina Reels	864-231-5914	1017 Bern Circle	Anderson	SC	29626
ADCO Reel Repair	409-625-4409	Rt1 Box 1740 Hwy 21	East Hemphill	TX	75948
DadsOleTackle	936-264-4167	16245 FM 1484 RD	Conroe	TX	77303
David's Tackle Box	281-3429669	3500 Avenue I	Rosenberg	TX	77471
Olsen's Pro AM	817-625-0831	3020 Roberts Cut Off Rd.	Ft. Worth	TX	76114
Roy's Bait & Tackle Outfitters	361-992-2960	7613 South Padre Island Dr.	Corpus Christi	TX	78412
Serious Tackle Equities L.L.C.	409-935-1126	14065 Delaney Road	Lamarque	TX	77568
Tackle Right	903-850-8292	8251 W. FM 515	Yantis	TX	75497
The Fisherman's Place	361-687-6754	3911 Ayers	Corpus Christi	TX	78415
Howie's Tackle	920-746-9916	1309 Green Bay Rd.	Sturgeon Bay	WI	54235
Mat's Reel Repair	715-571-7544	1930 Pinewood Drive	Eagle River	WI	54521
The Bait Box	262-284-9355	3781 County Road KW	Eagle River	WI	54521
Riverside Fly & Tackle	604-944-2479	2847 Shaughnessy St.	Port Coquitlam	BC	V3C 3H1



OKUMA SALES REPRESENTATIVES

Please feel free to contact your local sales representative for more information on Okuma and our products, or visit our website at www.okumafishingusa.com.

- Active Outdoors**
1800 Blankenship RD STE 200
West Linn, OR 97068
Tel: (503) 968-2828 Fax: (503) 662-7670
- Frontier Sales & Marketing Group LLC**
LLC P.O Box 5408
Katy, Texas 77491
Tel: (888) 977-3764 Fax: (888) 973-3764
- Thomas F. Gowen & Sons**
1040 Old Sproul Rd.
Springfield, PA 19064
Tel: (610) 544-3700 Fax: (610) 328-6820
- Schueler, LaFond & Associates**
334 East Colfax-Suite A-1
Palatine, IL 60067
Tel: (847) 991-6119 Fax: (847) 991-6207
- Canada Pro Angling & Outdoors**
2869 Bloor St W. Suite 1440
Toronto, ON M8X 1B3
Tel: (416) 253-1405 Fax: (416) 253-0504
- Jeff Robles & Associates**
10604 Trademark Pkwy #307
Rancho Cucamonga, CA 91730
Tel: (909) 484-5678 Fax: (909) 484-8326
- Pro Line Sports Ltd**
31707 Israel ave
Mission, BC V4S 1E4
Tel: (604) 814-2161
- Outdoor Marketing Group, Inc.**
157 Harvest Lane, PO Box 781
Denton, NC 27239
Tel: (336) 859-2297
- Zale Outdoors**
52 Chemin du Fort
Saint-Hippolyte, QC J8A 0G8
Tel: (450) 675-3305

okuma

INSPIRED FISHING

www.okumafishingusa.com

KEEPAMERICA[™]
FISHING.ORG



CATALOG22-OKUMA



OKUMA FISHING TACKLE
Tel: (800)GO-OKUMA
2310 E. Locust Ct.
Ontario, CA 91761