

TURBRO


AirSupply

USER MANUAL

Rechargeable Li-ion Battery Pack

Model: BP19

Compatible with
TURBRO MS12 Mist Fan



IMPORTANT SAFEGUARDS

READ ALL INSTRUCTIONS BEFORE USE.

RETAIN THIS MANUAL FOR FUTURE REFERENCE.

Safety Instructions

- Please don't charge for more than 24 hours continuously, and pull out the charger plug after being fully charged.
- The charger we provide is dedicated, please don't use other charger.
- Please don't disassemble or modify the battery pack.
- Don't expose the battery to liquid or to strong mechanical impact.
- When detachable battery is not used, please keep it away from other metal object, such as clip, coin, key, nail, bolt or other little metal object. These metal objects can be connected from one terminal to another, short circuit of battery terminals can lead to sparkle, burn or fire.
- Do not expose a battery pack to fire or excessive temperature. Exposure to fire or temperature above 113°F (45°C) may cause explosion.
- During charging, if there is odor and unusual noise, immediately stop charging.

Specifications

Model: BP19

Model No.: WCY-PB022-10817-6S-UL

Capacity: 3200mAh × 6 Cells

Input: 26.5V DC / 1.2A

Output 1: 5V DC / 1A

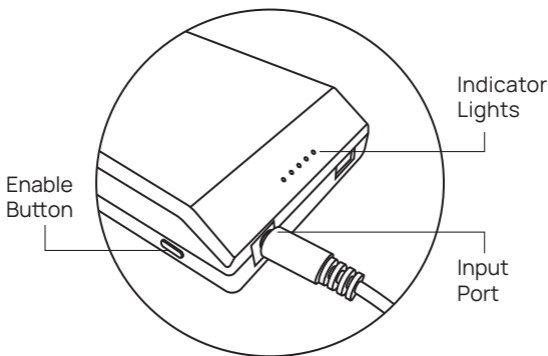
Output 2: 21.6V DC / 1.2A

Product Size: 5.6 x 3.0 x 1.0 IN

Charging the battery

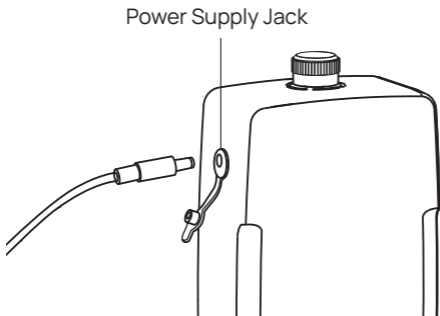
Charge the battery pack separately

There is power display enable button at the side of the battery; in case of pressing this enable button, 5 indicator lights at the bottom of the battery will display the residual current, which will be evenly distributed 20%~100% of electricity, connect the power cord with the battery input port at first, and then plug the charger to a suitable electrical outlet, power indicator light corresponding to the residual current will be in the state of flickering when charging. After being fully charged, all power indicator lights on the battery pack will be on.



Charging via Power Supply Jack of TURBRO MS12 Mist Fan (not included)

Please pull out the waterproof cover at the power supply jack, connect the power cord with the power supply jack at first, and then plug the charger to a suitable electrical outlet, the Battery Capacity Indicator light corresponding with the residual current will be in the state of flickering when charging. All indicator lights on top of the control panel are all on after being fully charged, and go out about 50 minutes later.

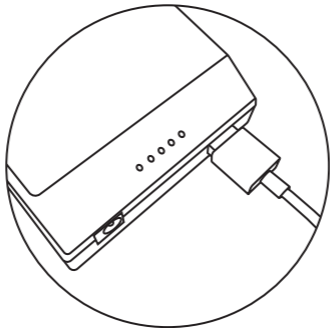


WARNING

This method of charging cannot be used when using the mist function or using outdoors, or areas exposed to water or moisture.

USB Charging Port

The USB charging port on the Battery Pack can be used to recharge digital devices such as smart phones (USB cable NOT included). The output of USB port is 5V 1A.



Maintenance and Care

Recharge only with the charger specified by the manufacturer. A charger that is suitable for one type of battery pack may create a risk of fire when used with another battery pack.

IMPORTANT

Before long-term storage, please fully recharge it. The battery may discharge if not used. If the battery reaches zero for an extended period, it may malfunction, It's recommended to recharge it for 1~2H every 3 months.

Warranty Information

TURBRO provides a 1-year limit for TURBRO Battery Pack, from the date of purchase, subject to the following conditions and limitations.

WHAT IS COVERED?

- Any alteration or misuse of the product will nullify this warranty.
- This warranty is non-transferable and is effective for the original buyer from the authorized seller only.
- This warranty is limited to the repair or replacement of part(s) proved to be defective in material or workmanship after said defect is confirmed by the manufacturer's inspection.
- The manufacturer may, at its discretion, fully discharge all obligations with respect to this warranty by refunding the wholesale price of the defective part(s).

WHAT IS NOT COVERED?

- Damage caused by the owner when attempting to fix or alter the product themselves.
- Damage caused by misuse, abuse, neglect, alterations, or unauthorized repair.
- Natural depreciation.

HOW TO REQUEST WARRANTY SERVICES?

- To obtain the benefit of this warranty please leave a message online (turbro.com/pages/contact-us) , or send an email to support@turbro.com.
Our customer service will address your issue within 24 hours.

WHAT WILL TURBRO DO?


- Replace the item.
- Refund the item under certain circumstances.

TURBRO



 support@turbro.com

 www.turbro.com

 [\(323\) 438-3334](tel:(323)438-3334)