










ATA

ATA Awa A&B

GROW GUIDE

dosage on 1 litre water
pH: 5.2 - 5.5
EC: 1.2 - 2.2

WEEK:	1	2	3	4	5	6	7	8	9	10
 LIGHT:	18h	12h	12h	12h	12h	12h	12h	12h	12h	
	ATA Rootfast 1 - 5 ml									
	Atazyme 1 - 3 ml									
	ATA Awa Leaves A: 1 - 4 ml B: 1 - 4 ml									
	ATA Awa Max A: 2 - 4 ml B: 2 - 4 ml									
	ATA XL 1 - 1,5 ml									
	ATA PK13/14 1 - 2 ml									
	ATA Clean 0,05 - 0,1 ml									

0091546.06.17



ATAMI

NATURALLY INNOVATING

Atami BV • Huisbergenweg 9 • 5249JR Rosmalen • the Netherlands

T. + 31 (0) 73 52 23256 • F. + 31 (0) 73 52 13259 • sales@atami.com • www.atami.com