








ATA

ATA Awa A&B + Bloombastic GROW GUIDE

dosage on 1 litre water

pH: 5.2 - 5.5

EC: 1.2 - 2.2

WEEK:	1	2	3	4	5	6	7	8	9	10
LIGHT:	18h	12h	12h	12h	12h	12h	12h	12h	12h	
	ATA Rootfast 1 - 5 ml									
			Atazyme 1 - 3 ml							
	ATA Awa Leaves A: 1 - 4 ml B: 1 - 4 ml									
			ATA Awa Max A: 2 - 4 ml B: 2 - 4 ml							
						Bloombastic 0,5 - 1 ml				
			ATA Clean 0,05 - 0,1 ml							

0091545.0617



ATAMI

NATURALLY INNOVATING

Atami BV • Huisbergenweg 9 • 5249JR Rosmalen • the Netherlands

T. + 31 (0) 73 52 23256 • F. + 31 (0) 73 52 13259 • sales@atami.com • www.atami.com

BLOOMBASTIC