











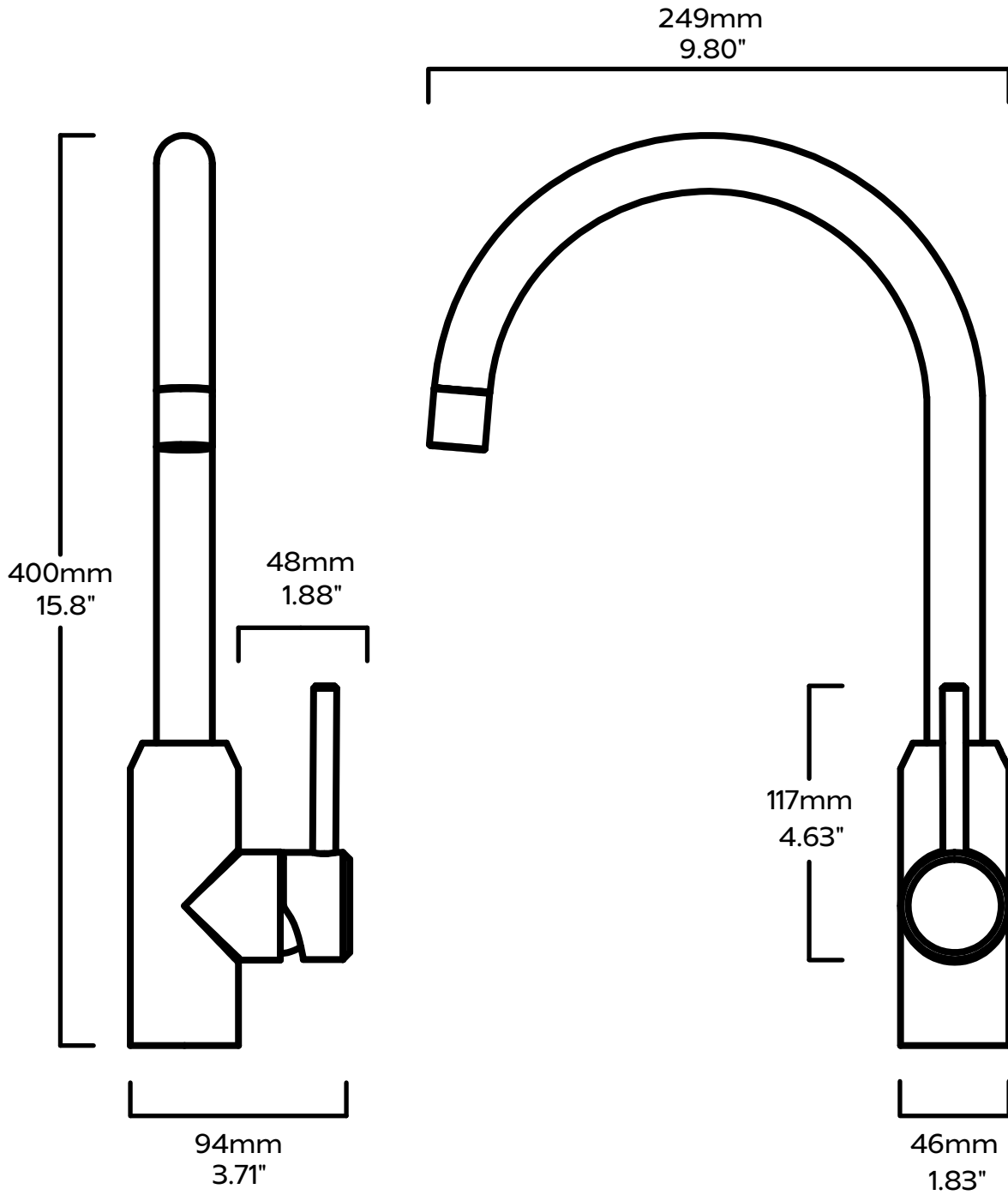














### Details

 BRASS TAPSET-CRA-SW-BR	 STAINLESS STEEL TAPSET-CRA-SW-SS	 BLACK TAPSET-CRA-SW-BK	 ANTIQUE BRASS TAPSET-CRA-SW-AB
 BRASS TAPSET-CRA-GR-BR	 STAINLESS STEEL TAPSET-CRA-GR-SS	 BLACK TAPSET-CRA-GR-BK	 ANTIQUE BRASS TAPSET-CRA-GR-AB
 BRASS TAPSET-CRA-SM-BR	 STAINLESS STEEL TAPSET-CRA-SM-SS	 BLACK TAPSET-CRA-SM-BK	 ANTIQUE BRASS TAPSET-CRA-SM-AB



## Details

- |  |   |   |   |
|--|---|---|---|
|  BRASS<br>TAPSET-SWA-SW-BR |  STAINLESS STEEL<br>TAPSET-SWA-SW-SS |  BLACK<br>TAPSET-SWA-SW-BK |  ANTIQUE BRASS<br>TAPSET-SWA-SW-AB |
|  BRASS<br>TAPSET-SWA-GR-BR |  STAINLESS STEEL<br>TAPSET-SWA-GR-SS |  BLACK<br>TAPSET-SWA-GR-BK |  ANTIQUE BRASS<br>TAPSET-SWA-GR-AB |
|  BRASS<br>TAPSET-SWA-SM-BR |  STAINLESS STEEL<br>TAPSET-SWA-SM-SS |  BLACK<br>TAPSET-SWA-SM-BK |  ANTIQUE BRASS<br>TAPSET-SWA-SM-AB |

### Technical Specification

This tap conforms to BS EN817 standards and is only available for sale in the UK.

The recommended temperature range is **5 – 60°C** (41 – 140°F).

Our mixer taps are tested to work with a max. pressure of 10 bar (1000 kPa) the recommended working pressure range is **1.0 – 5.0 bar** (100 kPa – 500 kPa).

	0.10	0.20	0.30	0.50	1.00	1.50	2.00	2.50	3.00	3.50	4.00	4.50
<b>SWAN</b>	3.13 L/min	4.31 L/min	5.10 L/min	6.55 L/min	8.20 L/min	10.19 L/min	11.91 L/min	13.37 L/min	14.78 L/min	16.11 L/min	17.08 L/min	18.28 L/min
<b>CRANE</b>	3.13 L/min	4.31 L/min	5.10 L/min	6.55 L/min	8.20 L/min	10.19 L/min	11.91 L/min	13.37 L/min	14.78 L/min	16.11 L/min	17.08 L/min	18.28 L/min




In some cases, local housing regulations may require mixer taps to be of a higher minimum water pressure standard. In this instance, we would recommend consulting with a certified plumber about installing a pressure regulator or similar device.

### Care & Maintenance

It is important to clean regularly with a mild liquid detergent or soap and water, as the build-up of limescale can impair the proper function of the tap.

First, apply the cleaning agent to a soft, lint-free cotton cloth, and wipe the sink tap with it. Then leave the agent to work for the specified time before removing it completely with clean water.

Finally, wipe the tap using a dry cloth. This will remove the residue, and the tap will appear new.

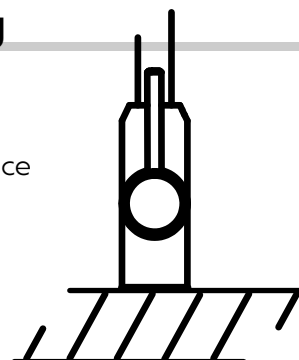
	<b>SMOOTH</b> Wipe using a soft cloth		<b>SWIRLED</b> Wipe along the detail, following the grooves of the pattern		<b>GROOVED</b> Wipe along the detail, following the grooves of the pattern
--	--	---	---	---	---

### Included in the Box

- |                               |                   |
|-------------------------------|-------------------|
| 1 x Kitchen mixer tap         | 1 x Threaded rod  |
| 2 x Flexible connecting hoses | 1 x Hexagonal Nut |
| 1 x Box spanner               | 1 x Detail kit    |
| 2 x Mounting brackets         |                   |

### Mounting

The maximum thickness of a mounting surface is 40mm.





*This certifies that*

**ANDCRAFTED LTD**

---

*has had the undermentioned product(s) examined, tested and certified as being of an appropriate quality and standard as required in the Water Supply (Water Fittings) Regulations and Scottish Water Byelaws, subject to scheme requirements being met when installed.*

*Model Numbers*

**TP-SWAN-GR, TP-SWAN-SM & TP-SWAN-SW COMBINATION  
TAP ASSEMBLIES**

*The certificate by itself is not evidence of a valid WRAS Approval. Confirmation of the current status of an approval must be obtained from the WRAS Approvals Directory ([www.wras.co.uk/directory](http://www.wras.co.uk/directory))*

---

*The product so mentioned will be valid until the end of:*

**November 2027**

*Certificate No.*

**2211309**

A handwritten signature in blue ink, appearing to read 'Ian Hughes', written in a cursive style.

Ian Hughes,  
WRAS Approvals Manager