

ESTABLISHED IN 1970

NARTEC, Inc.

They're quick, easy and safe!



CO-2
Drug Detection Ampules

OPERATING INSTRUCTIONS





www.nartec.com

Welcome!

Welcome to our instructional manual for the use of NARTEC's CO-2 Detection Kits. We believe the use of our quick and easy-to-use products will become a valuable addition to the officer's arsenal of detective materials.

Your ability to instruct officers in the use the NARTEC products is of utmost importance to us and we welcome your input to improve the manual to make it more officer-friendly.

If you have any questions in the future, we have over 40 years of experience in drug identification and will assist you wherever we can.

Sincerely,

*Jeffrey L. Ware
President
NARTEC, Inc.*

Phone: 417-587-3340
Fax: 417 443-3574

E-Mail Address
aware@nartec.com

THE CO-2 COCAINE DETECTION KIT

Positive test results are to be considered only as presumptive evidence that the specific drug or type of drug is present.

The NARTEC CO-2 cocaine test is based on the cobalt thiocyanate test. A light blue (turquoise) color develops when a chemical reagent containing cobalt thiocyanate is added to the salt of base form of cocaine.

Before conducting the test, remove the printed cardboard cap from the clear tube.

1 STEP 1: TOUCH THE POWDER:

Press or rub the fiber tip to the suspect powder. Powder should adhere to the tip. It is not necessary that the fiber tip be heavily coated with powder. In most instances, a few particles on the tip are sufficient. If the sample is a tablet, scrape the tablet to make a powder.



2 STEP 2: CRUSH THE AMPULE:

The clear protective plastic tube contains a glass ampule of pink liquid. Hold the fiber tip pointed upward and squeeze the plastic tube to crush the ampule. This will decrease the chance that the powder will be blown off the tip when the ampule is broken. Turn the ampule downward and gently squeeze the tube to force the pink liquid into the fiber tip.



THE CO-2 COCAINE DETECTION KIT

3 STEP 3: OBSERVE THE COLOR:

An immediate light blue (turquoise) color, similar to the label color and which develops as soon as the pink liquid touches the powder, is a positive test for the cocaine salt or base. A positive reaction is not a conclusive identification for cocaine, but is a strong indication of its presence. Other “caines” (procaine, lidocaine, tetracaine) may give a slower, less intense color or no reaction. Heroin, propoxyphene, meperidine may produce a slower color change. The cobalt thiocyanate reagent has been modified to decrease or eliminate false positive colors. Disregard any colors that may develop more slowly than an immediate cocaine reaction.



“Crack” cocaine, in a rock or chunk form will probably be too hard for a successful “rub” with the fiber tip. It may be necessary to scrape the rock with a knife to



produce small particles or a powder that will adhere to the tip. Touch the scraped powder with the fiber tip, apply enough pressure to insure that the powder adheres to the fiber. It is not necessary to apply a lot of pressure, such as “crushing” out or extinguishing a cigarette. Conduct the test.

SAFETY

The glass shards from crushed ampules have been known to come through some plastic testing reagent containers. The glass ampule in the NARTEC CO-2 test kit is enclosed inside a butyrate plastic sleeve, similar to the tough butyrate plastic used in blister packages. Because of the toughness of the plastic sleeve and because only one ampule is crushed, the chance that a piece of broken glass would come through the plastic is rare. Don't roll

DISPOSAL

After finishing the test, replace the cap onto the tube and dispose of the used tube. Acids and bases are not used in the testing procedure, so the tube may be safely disposed of by ordinary methods. A small ziploc plastic bag may be used for disposing of the used test ampule.

Final confirming analysis must be conducted in a laboratory by a qualified person if used as evidence in court.


Additional Uses for CO-2 Kits

If there is a powder residue on the inside of a plastic bag and that bag had contained a suspect material, swab the inside of the bag with the fiber tipped ampule then conduct the test.



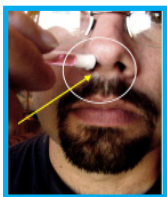
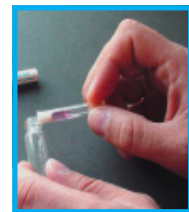
Swipe or rub smears on mirrors, etc., with the fiber tip and conduct the test.

“Tracks” on a mirror? Touch the suspect powder and run the test.




Tubes made from rolled paper currency, from soda straws, etc., may contain suspect residues. For tubes that are made from rolled papers, unroll the paper and swab the inner surface with the fiber tip and conduct the test.

Occasionally, empty vials that may have contained suspect powders may have a residue on the vial screw threads or on the inside of the cap threads. Rub the fiber tip on the residue and test.



If the suspect has a powder around the nostrils, carefully touch or swab the powder with the ampule’s fiber tip. **DO NOT** insert the fiber tip inside the nose. Run the test.

For sealed plastic bags, paper packets, bundles, etc., that contain a suspect powder, cut a small slit in the container. Press on the container to force some of the suspect material out of the container. Touch the powder and conduct the test. Seal the slit with tape and initial the tape for identification.



Also available in ampule testing:

METH-1 (Methamphetamine)

Heroin/Opiates

GHB

Marquis (Amphetamine/Opiates)



Limited Warranty

NARTEC'S drug testing products (the "PRODUCTS") are prepared under controlled conditions and are warranted to be free of defects and contamination at the time they are prepared and packaged for delivery and thus merchantable and fit for the specific purpose of testing compounds for the presence of narcotics.

NARTEC's sole obligation and your sole remedy, under this warranty is limited to, at NARTEC's sole discretion, replacement or refund of the defective Product provided NARTEC is notified of such defect within 30 days of invoice date.

Except for the warranty expressed herein, it is agreed and understood that (i) there are no express or implied warranties that extend beyond the face hereof and, without limitation of the foregoing, no guarantee or warranty of test results can be expressed or implied, and (ii) IN NO EVENT SHALL NARTEC OR ITS OFFICERS, DIRECTORS, EMPLOYEES, AND/OR OTHER REPRESENTATIVES BE LIABLE TO YOU, ANY SUBSEQUENT PURCHASER OR ANY OTHER THIRD PARTY FOR ANY DIRECT, INDIRECT, SPECIAL, INCIDENTAL, PUNITIVE OR CONSEQUENTIAL DAMAGES, WHETHER OR NOT FORESEEABLE, EVEN IF NARTEC HAS BEEN ADVISED OF THE POSSIBILITY OF SUCH DAMAGES, INCLUDING BUT NOT LIMITED TO PERSONAL INJURY, PROPERTY DAMAGE, ANY LOSS OF REVENUE, LOSS OF CUSTOMERS, LOSS OF GOODWILL, OR LOSS OF PROFITS, ARISING OUT OF OR IN RELATION TO THE SALE OF THESE PRODUCTS OR THESE TERMS, WHETHER ARISING UNDER CONTRACT, TORT OR ANY OTHER LEGAL OR EQUITABLE THEORY. IN NO EVENT SHALL NARTEC'S TOTAL, CUMULATIVE LIABILITY HEREUNDER EXCEED THE PURCHASE PRICE (EXCLUDING SHIPPING, TAXES, AND DUTIES) FOR THE SPECIFIC PRODUCTS GIVING RISE TO THE CLAIM. MULTIPLE CLAIMS WILL NOT ENLARGE THIS LIMIT. THIS LIMITATION OF LIABILITY SHALL APPLY NOTWITHSTANDING ANY FAILURE OF ESSENTIAL PURPOSE OF ANY EXCLUSIVE REMEDY HEREIN.