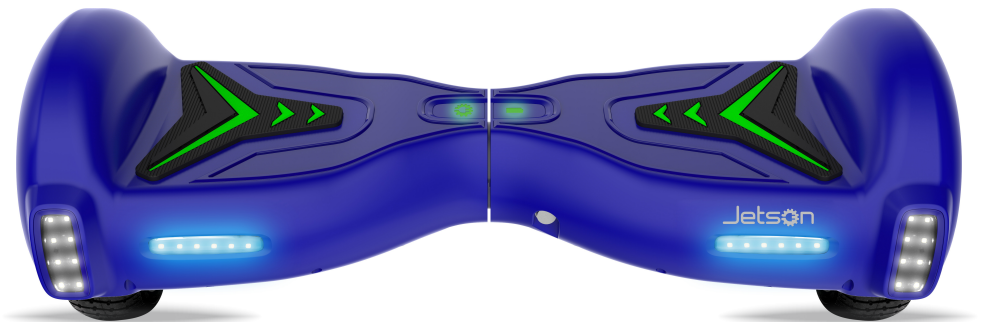




V5 ACTIVE BALANCE HOVERBOARD



- USER MANUAL -

MODEL#: ESBT-V5 | #V117

FOR YOUR SAFETY, PLEASE READ THE ENTIRE USER MANUAL BEFORE OPERATING THE JETSON V5. THE MANUAL INCLUDES USEFUL TIPS AND TRICKS FOR USING THE JETSON V5, AS WELL AS IMPORTANT SAFETY INFORMATION. ANY IMPROPER ACTION WILL ENDANGER YOUR PERSONAL SAFETY.

GET ACQUAINTED WITH YOUR V5 HOVERBOARD

Congratulations on your new Jetson V5! The Jetson V5 is an innovative and fun personal transportation device, charged and ready for use. Before your first ride, check whether the wheels are damaged, or parts are loose. If there are any abnormalities, please contact Jetson Customer Support at 1-(888) 976-9904, or email customerservice@jetsonbike.com.

This product manual can help you understand, use, and maintain your Jetson V5. In order to avoid danger caused by collisions, falls, and loss of control, please use caution and learn how to ride the Jetson V5 safely. Jetson and authorized dealers cannot be held liable for injury or damage caused from riding the Jetson V5. Falling, losing control, and collisions (including failure to obey the Jetson V5 manual) may cause injury. In order to minimize the risk, ensure you read the Jetson V5 manual carefully. Users ride at their own risk.

The user is responsible for consequences caused by violating warnings or improper operations.

If for any reason you want to return this product, please call us at 1-(888) 976-9904 or email us at customerservice@jetsonbike.com before returning it to the store.

FEATURES & SPECS

MOTOR TYPE:	6.5" BRUSHLESS MOTOR
MOTOR:	700 W
MAX SPEED:	UP TO 10 MPH
MAX RANGE:	UP TO 12 MILES
BATTERY TYPE:	36V, 4.3Ah, LITHIUM-ION
CHARGER:	UL LISTED, 110V - 240V
CHARGE TIME:	UP TO 2 HOURS
BATTERY INDICATOR:	YES
PRODUCT WEIGHT:	22 LBS
WEIGHT LIMIT:	300 LBS
PRODUCT DIMENSIONS:	22.75" X 7.5" X 9"
WHEEL SIZE:	6.5" WHEELS
CLIMBING ANGLE:	UP TO 20°
BLUETOOTH® SPEAKER:	BUILT-IN
CUSTOMIZABLE LED LIGHTS VIA APP:	YES
ACTIVE BALANCE TECHNOLOGY:	YES
3 SPEED MODES:	BEGINNER, INTERMEDIATE, ADVANCED

SAFETY FEATURES

- UL 2272 Certified
- Flame-resistant
- Water-resistant
- Anti-slip grip pads
- Auto shuts off timer
- Tires never go flat

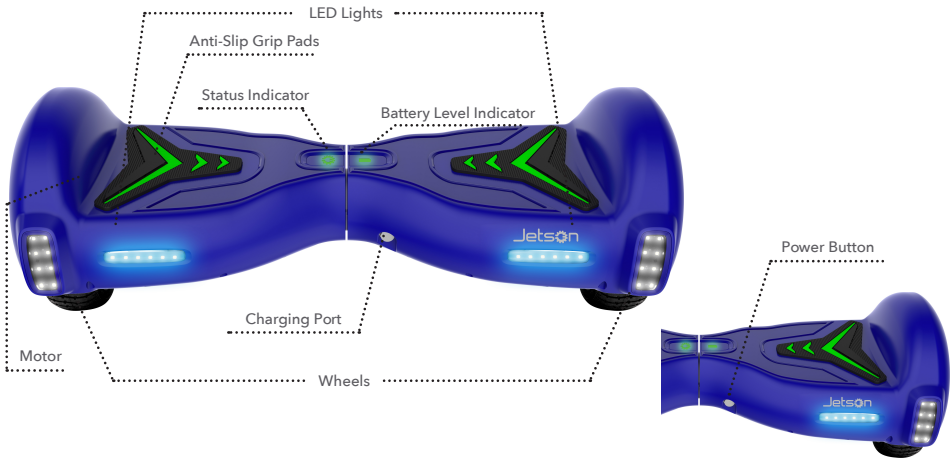
IN THE BOX

- V5 Balance Hoverboard
- UL Certified Charger
- Manual

WORKING PRINCIPLES

The Jetson V5 uses Active Balance Technology and acceleration sensors to control balance intelligently, depending on a center of gravity. The Jetson V5 also uses servo-control systems to drive the motor accurately. When you stand on the Jetson V5 two-wheel self-balancing scooter, move your body forward or backward and the power plant will control the wheels forward or backward to keep balance. When you turn you must slow down and move your body left or right. Built-in inertia dynamic stabilization systems maintain the direction of forwards and backwards, however, it cannot guarantee the stability of left and right. When you drive Jetson V5 two-wheel self-balancing scooter, please shift your weight in order to overcome the centrifugal force and improve the security while turning.

HOVERBOARD DIAGRAM




MAT SENSOR


There are four sensors under the mat. When the user steps on the Jetson V5, it will automatically adjust to the balance mode by stepping on the mats. Please don't step outside the outlined mats. Please do not put items on the mats; these will make the Jetson V5 unable to switch off, and increase the probability of collision to cause the injury of people or damage to Jetson V5. The device will not move without putting pressure on at least one sensor.

BATTERY LEVEL INDICATOR

An LED indicator on the top of the device is used to indicate battery level, and is meant to help you understand how much charge is left in your battery. Always check the power level before usage to ensure that there is enough power for your trip. Charging only takes two hours, and to ensure that your device always has a charge, you may want to charge it every time after use.

 - 100% - 50% battery remaining

 - 49% - 20% battery remaining

 - 19% - 0% battery remaining

When the Battery Indicator is red, please charge the battery immediately. If the battery level reaches 5% or lower, the device will automatically shut down.

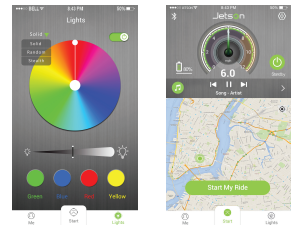
Please be advised, battery performance decreases quickly in cold conditions. In 5°F, for example, battery performance is only about half in comparison to that in room temperature.

WARNING: When the battery charge is dangerously low, the Jetson V5 will notify you by slowing down and shaking the wheels when you are riding it. If these warnings occur, immediately slow down and safely step off, turn the unit off, and do not attempt to ride again until the battery is recharged.

JETSON RIDE READY APP

The Jetson Ride Ready App is available for download from the App Store and the Google Play Store, and unlocks extra features on your Jetson V5. Simply install the app and connect to your Jetson V5 via Bluetooth® (as detailed on the next page). With the Jetson Ride Ready App, you can...

- Watch your real-time speed.
 - Keep track of your travel time and distance.
 - Customize the front LED light color and brightness.
 - Compete with friends in challenges.
 - Share your ride stats on Facebook, Twitter, and Instagram.
 - Locate your V5 with the Lost My Hoverboard feature.
- ...and much more!



BEGINNER/INTERMEDIATE/ADVANCED

There are three mode settings that can be selected in the Ride Ready app settings: Beginner, Intermediate, and Advanced. In order to change skill level, the board needs to be on and within range, and the user should not be on the pads. Upon selection, you will hear a beeping sound, confirming your selection.

- Maximum speed in Beginner operating mode: Up to 5 mph **
- Maximum speed in Intermediate operating mode: Up to 7 mph **
- Maximum speed in Advanced operating mode: Up to 10 mph **

**There are a lot of factors, which can affect speed and drive distance, such as the weight of the driver, weather conditions, terrain, and overall maintenance of the Jetson V5.

BLUETOOTH® FUNCTION

Your Jetson V5 is equipped with two Bluetooth®: one for the APP, and one for your Bluetooth® speaker. You will need to connect them separately.



To connect to your Bluetooth® speaker:

1. Turn on the Jetson V5 and it will become discoverable on your device.
2. To connect, activate your Bluetooth® device in your phone settings.
3. Connect to “Jetson V5 Music” and play your selection.

To connect to the app, on the top left of the app screen, tap the Bluetooth symbol to display all hoverboards in range. Select your hoverboard (default password is “000000”).

RECALIBRATING

When the Jetson V5 experiences an error, the running indicator light will remain red, meaning your Jetson V5 will not operate until it is properly recalibrated.

To recalibrate, follow these steps:

1. Please place your device on a flat, level surface (this is crucial) with the pedals facing up.
2. Press and hold the power button until the lights on the Jetson V5 flash, and you are notified of a successful calibration
3. Turn off the device and restart the Jetson V5 to complete the recalibration.

CHARGING THE BATTERY

Your package comes with a built-in, rechargeable lithium battery pack. Before you ride, you must fully charge the battery with the included UL-certified charger. Always use the provided charger on your Jetson V5. Be sure to charge the battery in a clean, dry location.

1. Plug one end of the power cord into the Jetson V5, and the other into a grounded AC outlet. The red charging light on the charger unit will turn on.
2. The charger may take up to 2 hours to complete its charge. The red light on the charger will turn green once it is finished. Recharge the Jetson V5 after each use.

HOW TO USE YOUR V5 HOVERBOARD

Before Riding

Please try to wear a comfortable casual or sports outfit when you go for a ride, and wear closed-toe, flat shoes. Please use the Jetson V5 in a spacious place, and ensure that there are no any significant obstacles in the way. Please ensure the charger is unplugged from the Jetson V5 before riding, or it may cause danger.

Safety Requirements

For your safety, it is recommended to wear protective gear such as a helmet, elbow pads, and knee pads when operating the Jetson V5. The power button is located next to the charging port on the Jetson V5 on the back of the device. Press it until you hear the Jetson V5 beep to turn it on or off. Clothing should not be so loose that a garment may be caught on a passing object or in the wheels; this could result in loss of control and personal injury. When standing on the Jetson V5, keep you feet shoulder-width apart. Do not stand on the center portion of the Jetson V5. Keep a relaxed, upright posture, with your knees slightly bent. The range of the Jetson V5 is dependent upon the way you use it. The battery will run out quicker if you ride at higher speeds and/or up or down an incline.

IMPORTANT: Accelerate and decelerate at a safe, speed. Accelerating or decelerating too quickly may result in loss of balance/control and potential injury.

Avoid turning sharply at HIGH speeds, riding over loose objects, cracks, raised bumps, or potentially hazardous terrain. Do not ride the Jetson V5 down steps or turn around quickly on slopes, as It may cause dangerous SITUATIONS. Do not lift the Jetson V5 off the ground when it is turned on, and Do not turn on it in mid-air.

Getting On and Off the Jetson V5

The Jetson V5 works in both directions, there is no correct front or back of the unit.

IMPORTANT: Be careful getting on and off the Jetson V5 and use stable objects for assistance when learning to get on and off. Always step forward when getting on the Jetson V5 and step backward when getting off the Jetson V5. Getting on or off the Jetson V5 in any other manner may result in a fall and personal injury.

Steps to Riding the Jetson V5

1 - Set the Jetson V5 on flat ground and turn the power on. The green light on top of the unit will light up. The Jetson V5 can face in either direction.

NOTE: If the user stands on the Jetson V5 when it is not at a level state, the buzzer will alarm and the warning indicator will light up. At that time, the system cannot enter self-balancing status and users are forbidden to operate the Jetson V5.

2 - Put one foot on the mat. That will trigger the pedal switch, which will turn on the indicator light. After the system enters self-balancing mode, put your other foot on the pad. If the system does not enter self-balancing mode, do not place your other foot on the pad.

3 - After standing up successfully, stand upright and maintain your balance to keep the Jetson V5 stationary.

4 - Shift your body weight gradually to pick up speed. Do not lunge forward or backward.

NOTE: Slight movements will pick up speed, be cautious as you become accustomed to the Jetson V5's controls.

5 - Moving Forward: Lean forward on both platforms and/or point your toes downward to instruct the Jetson V5 to move forward.

6 - Moving Backward: Lean backward on both platforms and/or push your heels down to instruct the Jetson V5 to move backward.

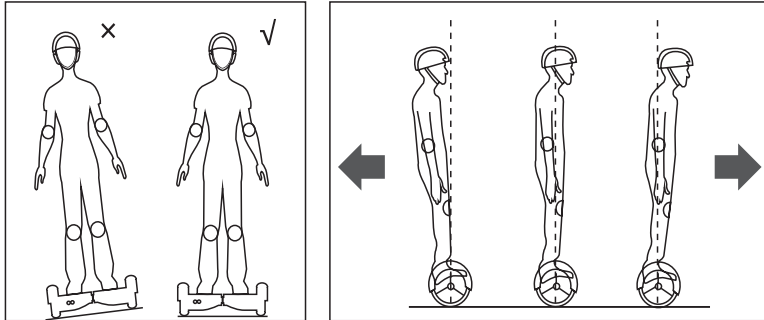
7 - Turning Right: Point your left toes downward, rotating the platform forward, to instruct the Jetson V5 to turn right.

8 - Turning Left: Point your right toes downward, rotating the platform forward, to instruct the Jetson V5 to turn left.

9 - To rotate, slightly tilt one foot forward and the other foot backward.

10 - When you are ready to get off, slow down by getting to an upright and stationary position, step off with one foot first behind the unit, and then step down with the other.

11 - Once you are safely off, power down the Jetson V5. If you do not turn it off, it will stay on for 5 minutes allowing you to step on and go again without engaging the power button. The Jetson V5 will shut off automatically after 5 minutes.



DRIVING RANGE

There are a lot of factors that will affect the Jetson V5's drive distance:

- Land form: A smooth, flat surface will increase the driving distance.
- Weight: The weight of the driver can affect driving distance per charge.
- Ambient temperature: Please ride and store the Jetson V5 under recommended temperature, which will increase its longevity and driving distance.
- Maintenance: reasonable battery charging and maintenance will increase the driving distance.
- Speed and Driving Style: maintaining a moderate speed will increase distance. Frequent starting and stopping, acceleration, and deceleration will reduce the distance.

SPEED LIMIT

The top speed of the Jetson V5 is 10 mph. When you approach the maximum speed, it will try to prevent you from accelerating further. It will tilt back in order to shift your weight backward. You may feel that you are being 'pushed' back or that you cannot make it go any faster. Do not continue leaning or bending forward to try and increase your speed, or you will fall.

WEIGHT RESTRICTIONS

The maximum load is 300 lbs, and the minimum load is 45 lbs. Going above the maximum weight limit can cause injury, and going below the minimum weight limit will disable control features and increase the risk of injury.

TERRAIN AND REMINDERS

The Jetson V5 behaves differently based on riding conditions and terrains. When using the device, please keep the following in mind:

- The Jetson V5 is intended for use indoors or on smooth, flat surfaces. However, to prevent loss of traction, you must always be careful when riding, and learn to identify and avoid slippery and wet surfaces, loose materials, slopes, potholes, and other obstacles.
- Stop and step off the Jetson V5 if it rides over unsafe surfaces or terrain.
- The wheels must be able to grip the ground for you to stay upright. Slips occur with loss of traction, potentially causing loss of control and a fall. Abrupt maneuvers and riding over slippery surfaces, bumps, and loose objects and materials may cause the Jetson V5 to lose traction.

DO NOT REMOVE THE DEVICE'S COVER. DOING SO WILL REVOKE YOUR WARRANTY.

PROTECTION FUNCTION

If there is a system error or illegal operation during usage, the Jetson V5 will prompt the rider. This will only occur under certain conditions, such as:

- Battery power is too low.
- Surface angle exceeds 20°.
- Maximum speed is reached.
- Battery shortage.
- Motors are overheating or overcharging.
- System enters overcharging protection mode (the green indicator will light up).
- The angle of the terrain is more than 35° (the motor will shut off after 15 seconds).
- A wheel is blocked (the Jetson V5 will shut down after 2 seconds).
- Battery is low but still being used (the Jetson V5 will turn the motors off after 15 seconds).
- Balancing in a neutral position for over 30 seconds.

STORAGE

If you plan on storing the Jetson V5 for a substantial amount of time, please do the following:

- Fully charge your battery before storing.
- If you store the Jetson V5 for more than one month, remove the battery and charge it at least every two months.
- If the ambient temperature of your storage area is below 32 degrees Fahrenheit, please do not charge. You should bring the vehicle into a warm environment (above 50 degrees Fahrenheit) for charging.
- To prevent dust, cover the Jetson V5.
- Store the Jetson V5 indoors, in a dry and suitable temperature.
- Do not leave the Jetson V5 plugged into the charger for long periods of time.

PRODUCT WARNINGS

Safe Riding

- Children, the elderly, and pregnant women should not ride the Jetson V5.
- Do not ride after drinking or using drugs.
- Do not carry items when you are riding the device.
- Prior to each use, inspect the Jetson V5 and ensure it has been maintained correctly and is functioning properly.
- When riding the Jetson V5, please give way to pedestrians.
- When riding the Jetson V5, please comply with local traffic laws and regulations. Remember, the Jetson V5 is a motor vehicle, and is treated as such by local law. You can and will be arrested for Drunk Driving. Many cities have restrictions on where you can drive motor vehicles, and additional restrictions on driving non-automobiles on streets and highways.
- Please be alert to things in front and far away from you. Keeping good vision will help you ride the Jetson V5 safely.
- Make sure your feet are always placed securely on the pads.
- The Jetson V5 cannot be ridden by two or more people. Only one person can operate the Jetson V5 at a time.
- The rider may not be less than 45 lbs. The Jetson V5 is unable to operate properly with such a rider, especially on downhill terrains where the driver will be unable to reduce speed or stop safely.
- When you ride the Jetson V5 along with other users, please keep a certain distance between each other to avoid a collision.

- You should always keep in mind that, while on the device, your height has increased several inches. Be careful when you pass through doorways.
- When turning, please maintain balance.
- Do not allow distractions when riding the device, such as answering the phone or engaging in any other activities.
- Do not ride in the dark.
- Avoid riding on particularly in the rain or on smooth surfaces, such as snow, ice, and other slippery floors.
- Do not ride on roads with obstacles (such as twigs, litter, small stones, etc.)
- Avoid riding in narrow spaces or on steep slopes.
- Avoid riding around flammable gas, steam, liquid, or dust that could cause fire.

Battery

Stop riding the Jetson V5 immediately if it displays low power.

Don't use the battery if it emits strange odors, overheats, or begins leaking. If the battery does leak, please do not touch any leaking materials, as the battery contains dangerous substances. Please do not open the battery and do not insert anything into the battery.

Only use the provided charger for the Jetson V5. Do not charge the battery if it has over-discharged. It should be abandoned for your safety.

California Warning

This product contains chemicals, including lead, known to the state of California to cause cancer, birth defects, or other reproductive harm.

Modification

Do not attempt to disassemble, modify, repair, or replace the Jetson V5 unit or any components of the unit. This will void any warranty, and can lead to malfunctions which may cause personal injury.

Operation

Do not lift the Jetson V5 off of the ground while it is in operation and the wheels are in motion. This can result in freely spinning wheels, which may cause personal injury to yourself or others nearby. Do not jump on or off the Jetson V5, and do not jump while using the Jetson V5. Always keep your feet firmly planted on the Jetson V5 while in operation. Always check battery charge before using. Do not ride when its battery is low, as indicated by a twinkling green light or a solid green light.

LIMITED WARRANTY

TO QUALIFY FOR WARRANTY SERVICE:

1. You must present a copy of the sales receipt from an approved retail partner within 90 days of purchase.
2. This product cannot be used for rental or commercial use.
3. This product cannot be used for competition.

LIMITATIONS OF LIABILITY

- This Limited 1 Year Warranty is non-transferable after the product's initial sale.
- No unapproved modifications can be made to the product, its performance or other wise, in order for this Limited 1 Year Warranty to remain in effect.
- No reimbursement is provided for towing, loss of time, loss of use, inconvenience, incidental or consequential damages.
- Warranty is void if weather related water damage is determined. Owner is responsible for storage and protection from weather.
- Jetson® makes no warranty with respect to products or trade accessories not made by Jetson®, including, but not limited to, motors, tires, wheels and batteries, such products or trade accessories, such items being subject to the original manufacturer's warranty, if any.
- This Limited 1 Year Warranty does not cover minor surface blemishes, rips, tears, or other cosmetic damages due to normal use, or other intentional or unintentional damage to the product.
- This Limited 1 Year Warranty will not cover any damage which results from the application of improper cleaners, solvents or chemicals to the product, water damage, smoke or soot, or from exposure to saltwater, sea breeze or salt.
- This Limited 1 Year Warranty will not cover any damage which results from aging, such as fading of paint, deterioration of plated surfaces, deterioration of rubber or plastics, or rusting.
- This Limited 1 Year Warranty does not cover improper repair or misdiagnoses of problems.
- This Limited 1 Year Warranty only covers parts due to manufacturer defect.
- Damage due to misuse or neglect, use other than as specified in the Owner's Manual, or use under abnormal conditions are not covered by this Limited 1 Year Warranty.

OWNER'S WARRANTY RESPONSIBILITIES

As the device's owner, you are responsible for the performance of the required maintenance. You may be denied a warranty claim solely because of your failure to ensure the performance of all scheduled maintenance. As the owner, you should be aware that you may be denied your warranty coverage if your device or a part has failed due to abuse, neglect, improper maintenance, or unapproved modifications. For any issue regarding your Jetson® product, call toll free 1-(888) 976-9904, or email customerservice@jetsonbike.com.



PRODUCT REGISTRATION

Please complete and mail this card within 10 days of purchase.

NAME: _____

AGE: _____

ADDRESS: _____

CITY, STATE, ZIP: _____

EMAIL: _____

HOME PHONE: _____ WORK PHONE: _____

PURCHASE DATE: _____ PURCHASED FROM: _____

SERIAL NUMBER: _____

PRODUCT: _____

GENDER: _____ OCCUPATION: _____

IS THIS YOUR FIRST JETSON PRODUCT? _____

OTHER SIMILAR PRODUCT OWNED BEFORE: _____

HOW DID YOU HEAR ABOUT THE JETSON® V5?

Complete this form and mail it to:

Attention: Product Registration
Jetson Electric Bikes
1 Rewe Street
Brooklyn, NY 11211

A person wearing dark pants and light-colored sneakers is standing on a blue Jetson hoverboard. The hoverboard has glowing blue lights on the front and back. The background is a bright, sunny parking lot with blurred cars and buildings.

Jetson

Electric Bicycles | Electric Skateboards | Electric Scooters | Hoverboards |
Kids Electric & Non Electric Scooters & Ride-Ons

WWW.JETSONBIKE.COM