

Jetson



MIST

KICK SCOOTER

-MANUAL-

TABLE OF CONTENTS

A.	Introduction	3
B.	Included In The Box	4
C.	Features And Specs	5
D.	Assembly	6
E.	Adjusting the Handlebar	7
F.	How to Change the Batteries	8
G.	Operating the Mist	9
H.	How to Ride	11
I.	How to Apply the Brake	12
J.	Safety Warnings	14
K.	Warranty	16
L.	Product Registration	17

INTRODUCTION

Congratulations on your new Jetson Mist! The Mist is an innovative and fun kick scooter, ready to take on everyday use. Before your first ride, check whether the wheels are damaged, or parts are loose. If there are any abnormalities, please contact Jetson Customer Support at 1-(888) 976-9904 or email us at customerservice@jetsonbike.com.

This product manual can help you understand, use, and maintain your Mist. In order to avoid danger caused by collisions, falls, and loss of control, please use caution and learn how to ride the Mist safely. Jetson and authorized dealers cannot be held liable for injury or damage caused from riding the Mist. Users ride at their own risk.

The rider is responsible for consequences caused by violating warnings or improper operations.


If you want to return this product for any reason, be sure to first call or email us before taking it back to the store so we can assist you.

INCLUDED IN THE BOX



- 1. Lean to Steer Button
- 2. Stem Base
- 3. Stem
- 4. Twist Lock

- 5. Water Tank Cap
- 6. Rear Foot Brake
- 7. Deck



1. Power Switch
2. Non-Operational Buttons
3. Play/ Pause Button
4. Mist On/ Off Button

FEATURES AND SPECS

MODEL: MIST

WHEEL SIZE: 127 mm

BATTERIES REQUIRED: 3 AA Batteries

PRODUCT WEIGHT: 7.7 LBS

WEIGHT LIMIT: 115 LBS

RECOMMENDED AGE: 3+

WATER RESISTANT: YES

LIGHT-UP WHEELS: YES (FRONT)

ADJUSTABLE HANDLEBAR: YES

ASSEMBLY

The Mist comes partially assembled, you will need to attach the Stem into the Stem Base to fully assemble the Mist. Slide the Stem into the Stem Base until you hear it click. Make sure the Stem is secure. The Mist is now ready to ride.



If you plan on storing the Mist, you can remove the Stem. To remove the Stem, press the Release Button underneath the Stem Base.



Release
Button

ADJUSTING THE HANDLEBAR

To adjust the Handlebar, turn the Twist Lock counter clockwise so it unlocks. Then, press in the button on the Stem. Lift or lower the Handlebar until it suits the height of the rider. Turn the Twist Lock clockwise to lock.

Twist Lock



Press in
button



HOW TO CHANGE THE BATTERIES

To insert the batteries, flip over the Mist so you are looking at the bottom of the Deck. Use a screw driver to open the Battery Box and place the batteries inside.

Close the Battery Box with the screw and screwdriver. Your Mist is now ready to be turned on for use.




OPERATING THE MIST

TURNING ON AND OFF

To turn on the Mist, slide the yellow Power Switch to on. To save battery life, remember to turn the Mist off after every ride.

Power
Switch



FILLING THE WATER TANK

To fill the Water Tank, lift the Cap on the Deck and fill with water (about half a cup). Then, push the Cap back into place.

Water
Tank Cap




ROCKET MISTERS


To turn the Rocket Misters and LED Lights on, press the red Rocket Mister Button. (Remember Power Switch must be turned on). Press again to turn off the Rocket Misters and LED Lights.

Please Note: The Rocket Misters will automatically turn off after 30 seconds but the Mist Kick Scooter will remain on.

Rocket
Mister
Button



Rocket
Misters
On



HOW TO RIDE

LEAN TO STEER

The Lean to Steer function makes it easy to steer the Mist - just shift your weight in the direction you would like the Mist to go. Be careful to not lean too hard on the handlebars. If you would like to turn the Lean to Steer function off, press the button at the Stem Base in. Turning this function off locks the wheels to keep the scooter in a straight line so the child can learn to balance and ride. To turn the Lean to Steer function on, press the button underneath the Stem Base in.



Press in to turn off Lean to Steer



Press in to turn on Lean to Steer

FOOT POSITION

Before riding, put your foot as close as possible to the front of the Deck, and your other foot on the ground. Make sure that your driving route is clear. To start riding, boost yourself forward with your foot that is on the ground. Keep one foot behind the other, (it's more comfortable to place one foot forward and the other one turned 70-90°). It will help you gain more stability.

HOW TO APPLY THE BRAKE

To apply the brake, press down on the Rear Brake with your back foot.



SAFETY WARNINGS

- This product is suitable for children age 3+, and for use on private property and closed courses. Always ride defensively, and watch out for potential obstacles that may catch your wheel or cause you to swerve suddenly.
- The Mist should always be used under adult supervision.
- Always check any local laws or regulations which may affect where the Mist may be used.
- Ride at your own risk and use common sense. Any rider that is unable to fit comfortably on the product should not attempt to ride it. All decisions on who is allowed to ride the Mist should be made based on their maturity, skill, and ability to follow the rules.
- The Mist is designed for one rider. Never carry passengers, and do not attach the Mist to other objects.
- This product was manufactured for performance and durability, but is not impervious to damage. Jumping and aggressive riding should be avoided under all circumstances. The rider assumes all responsibility and risk associated with high-stress activity.
- Keep your fingers and other body parts away from all other moving components when operating the Mist. Keep your hands on the handlebars at all times.
- Do not wear headphones or use a cell phone while operating the Mist.
- Do not operate the Mist in wet or icy weather, and never immerse the product in water.
- Avoid excessive speeds when riding downhill, as it increases the risk of accident and injury. Avoid wet, slick, bumpy, uneven or rough surfaces while using the Mist. Never risk damaging surfaces such as carpet and flooring by using the product indoors.
- Do not ride at night, or when visibility is limited.

CALIFORNIA WARNING

This product contains chemicals, including lead, which are known to the state of California to cause cancer, birth defects, and other medical conditions.

MODIFICATIONS

Do not attempt to disassemble, modify, repair, or replace the Mist or any components of the unit without instruction from Jetson Customer Support. This will void any warranty, and can lead to malfunctions which may cause injury.

ADDITIONAL OPERATION CAUTIONS

Do not lift the Mist off the ground while it is on and the wheels are in motion. This can result in freely spinning wheels, which may cause injury to yourself or others nearby. Do not jump on or off the Mist, and do not jump while using it. Always keep your feet firmly planted on the deck while in operation. Always check battery charge before using.

LIMITED 1 YEAR WARRANTY

TO QUALIFY FOR WARRANTY SERVICE:

1. You must present a copy of the sales receipt from an approved retail partner within 90 days of purchase.
2. This product cannot be used for rental or commercial use.
3. This product cannot be used for competition.

LIMITATIONS OF LIABILITY

- This Limited 1 Year Warranty is non-transferable after the product's initial sale.
- No unapproved modifications can be made to the product, its performance or otherwise, in order for this Limited 1 Year Warranty to remain in effect.
- No reimbursement is provided for towing, loss of time, loss of use, inconvenience, incidental or consequential damages.
- Warranty is void if weather related water damage is determined. Owner is responsible for storage and protection from weather.
- Jetson® makes no warranty with respect to products or trade accessories not made by Jetson®, including, but not limited to, motors, tires, wheels, and batteries, such products or trade accessories, such items being subject to the original manufacturer's warranty, if any.
- This Limited 1 Year Warranty does not cover minor surface blemishes, rips, tears, or other cosmetic damages due to normal use, or other intentional or unintentional damage to the product.
- This Limited 1 Year Warranty will not cover any damage which results from the application of improper cleaners, solvents or chemicals to the product, water damage, smoke or soot, or from exposure to saltwater, sea breeze or salt.
- This Limited 1 Year Warranty will not cover any damage which results from aging, such as fading of paint, deterioration of plated surfaces, deterioration of rubber or plastics, or rusting.
- This Limited 1 Year Warranty does not cover improper repair or misdiagnoses of problems.
- This Limited 1 Year Warranty only covers parts due to manufacturer defect.
- Damage due to misuse or neglect, use other than as specified in the Owner's Manual, or use under abnormal conditions are not covered by this Limited 1 Year Warranty.

OWNER'S WARRANTY RESPONSIBILITIES

As the device's owner, you are responsible for the performance of the required maintenance. You may be denied a warranty claim solely because of your failure to ensure the performance of all scheduled maintenance. As the owner, you should be aware that you may be denied your warranty coverage if your device or a part has failed due to abuse, neglect, improper maintenance, or unapproved modifications. For any issue regarding your Jetson® product, call toll free 1-(888) 976-9904, or email customerservice@jetsonbike.com.

PRODUCT REGISTRATION

Please complete and mail this card within 10 days of purchase or go to <https://www.ridejetson.com/product-registration>.

Name: _____

Address: _____

City, State, Zip: _____

Email: _____

Home Phone: _____ Gender: _____

Purchase Date: _____ Purchased From: _____

Serial Number: _____

Is this your first Jetson product?: _____

Other similar product owned before: _____

- Why did you buy this product?:
- For myself
 - For my child
 - For my grandchild
 - Gift for someone else (adult)
 - Gift for someone else (child)

How did you hear about the Jetson Mist?: _____

Complete this form and mail it to:

**Attention: Product Registration
Jetson Electric Bikes
1 Rewe Street
Brooklyn, NY 11211**

Jetson



MIST
KICK SCOOTER