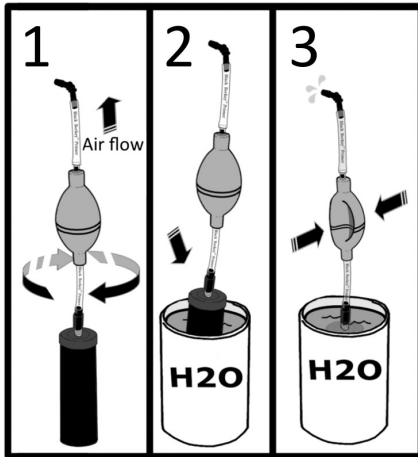


To prime the Black Berkey™ Element:



1. Attach pump to element.
2. Immerse element into water source.
3. Squeeze pump, allow it to expand, & repeat until water flows from other end.

*If attached properly, air will exit the opposite end upon squeezing the pump. If not, switch attachments.*

**PRIMING:**

If Priming Body (Bulb) wont expand, loosen Inlet Hex Nut slightly until bulb expands.

**Care of the Black Berkey Primer™:**

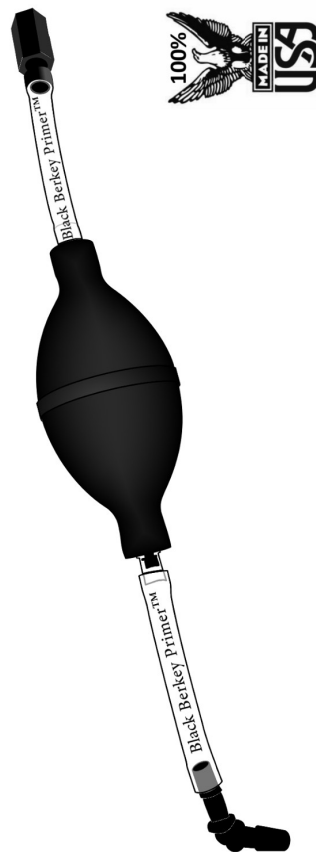
- Rinse components after use and allow each to air dry before re-assembly and storage.
- Store in a cool/dry location, closed container, and avoid exposure to extreme temperatures.
- This product contains small parts and presents a choking hazard. Keep out of reach of children.
- Exposure to direct sunlight (UV) will decrease product lifespan.

**Whenever processing water for human consumption, wash hands & secure a clean workspace.**

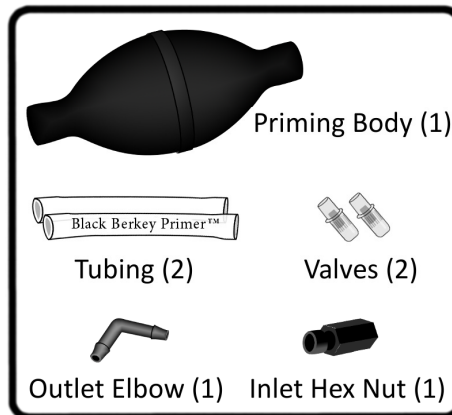
Download free copies of these instructions:

**BerkeyWater.com**  
myberkeywater.com  
Ph 306 630 4780

**Black Berkey Primer™**



**Parts & Assembly**

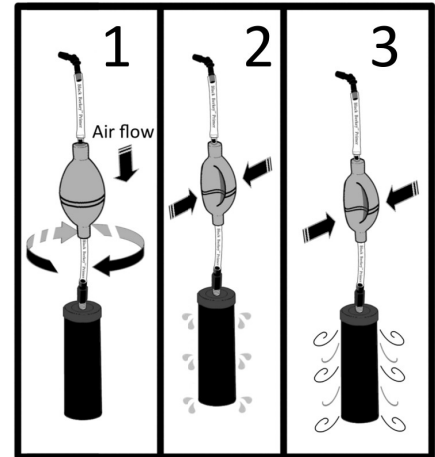


The Black Berkey Primer™ allows users of Berkey® systems to do two things:

1. **Prime the Black Berkey™ Elements** saturate the elements with water to prepare them for immediate use, and
2. **Purge the Black Berkey™ Elements** - use air to clear contaminants from the micro-pores of the proprietary carbon block, thereby extending its lifespan, improving the flow of water, and saving time on drying prior to storage.

berkeywaterusa.com  
Ph 306 630 4780

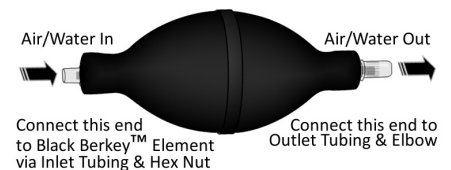
To purge the Black Berkey™ Element:



1. Attach pump to element.
2. Squeeze pump, allow it to expand, & repeat until desired, or
3. Until element is dry to touch.

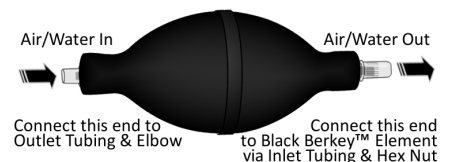
*If attached properly, air/water will exit the carbon body of the Black Berkey™ Element upon squeezing the pump. If not, remove black attachments from tubing & switch sides.*

**Priming Setup**



By paying attention to the direction of the valves, changing functions is as easy as switching sides of the Elbow & the Hex Nut.

**Purging Setup**



*Berkey® is a trademark of New Millennium Concepts, Ltd.*