



Take the Next Step in Ladder Safety

Safewaze Ladder Climb System

This flexible cable system is engineered to deliver easy, affordable safety in a durable system you can trust.

- **Economical:** Competitive pricing means you save money
- **Convenient:** Easy installation with permanent one-time setup
- **Rugged:** Highly durable materials for long-lasting dependability
- **Compliant:** Meets applicable OSHA & ANSI standards
- **Trusted:** High-quality construction for confidence you can count on



2-Person Ladder Climb System

Maximum flexibility with options in a range of heights from 20 ft. to 100 ft.



2-Person 4 ft. Extended Top Ladder Climb System

Ensure safe rooftop transitions with proper access to ladder structure.




4-Person Ladder Climb System

Save time with faster access for multiple users at once.

All Systems Feature a Complete Kit

(intermediate guides and cable sleeve sold separately)

- 3/8" galvanized steel cable
- Pre-swaged termination
- 3,600 lbs. single user anchor point
- Tension retaining base bracket
- All mounting hardware
- Product and inspection label
- Meets OSHA 1926.1053, 1920.29




Individual Components

All top brackets feature energy absorbing, stainless steel head unit with black powder coating for easier cable visibility. Bottom bracket has a spring loaded tensioner that adjusts for conditions.



Top Bracket Assembly (2-Person)




Extended Top Bracket Assembly (2-Person)



Top Bracket Assembly (4-Person)




Bottom Bracket Assembly



Individual Cable Assembly



Intermediate Guide (straight)



Intermediate Guide (90°)



U-bolts



Nuts



Backer Bracket

EVO 3/8" Detachable Cable Sleeve

Available to order separately

Make the connection more quickly and easily with this improved cable grab.

- Durable stainless steel base and aluminum cover plate
- Convenient connection point with rotating, twist-lock carabiner
- Quality in-line energy absorber for average arrest force between 1350-1800 lbs.
- Innovative anti-inversion feature

019-12022



Component Specifications

PRODUCT	PART NUMBER	PRODUCT	PART NUMBER
2- Person Ladder Climb Systems		2-Person 4 ft. Extended Top System	
620 lb. capacity		620 lb. capacity	
20 ft.	019 12001	30 ft.	019 12032
30 ft.	019 12002	50 ft.	019 12034
40 ft.	019 12003	70 ft.	019 12036
50 ft.	019 12004	90 ft.	019 12038
60 ft.	019 12005		
70 ft.	019 12006	Bracket Assembly	
80 ft.	019 12007	Includes mounting hardware	
90 ft.	019 12008	Top, 2-person	019 12022
100 ft.	019 12009	Extended, 2-person	019 12023
		Top Bracket, 4-person	019 12024
		Bottom	019 12025
4-Person Ladder Climb System		Intermediate Guides	
1240 lb. capacity		90°	
30 ft.	019 12041	Straight	
50 ft.	019 12043	019 12026	
70 ft.	019 12045	019 12027	
90 ft.	019 12047		
Individual Cable Assembly		Additional Components	
20 ft.	019 12012	U-bolts (2)	019 12028
30 ft.	019 12013	Nuts (2 pc set)	019 12029
40 ft.	019 12014	Backer Bracket	019 12030
50 ft.	019 12015	System Label	370 00004
60 ft.	019 12016		
70 ft.	019 12017		
80 ft.	019 12018		
90 ft.	019 12019		
100 ft.	019 12020		
Custom	019 12021		

