

SPEC SHEET

Counterweight Anchor



C02NN

Design Specifications

Fall arrest for 1 worker up to 8' away from the edge

Compatible with roofs with up to a 5° pitch

D-ring anchor swivels 360 degree for better usability

Includes ergonomic carry handles to avoid pinch hazards and better handle weights

Completely non-penetrating anchor

Comes fully assembled and ready to use with Frontline compatible equipment

Anchor includes EPDM fittings for better friction coefficient and to help protect finish substrates

Application

Non-penetrating Anchor

Material Specifications

User Maximum Capacity

310 lbs

Anchor Finish

Galvanized

Weights Finish

Electrostatic paint coating with anti-corrosion properties and resistance

Product Weight

± 806 lbs

Relevant Standards

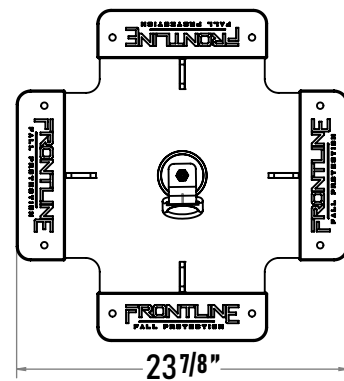
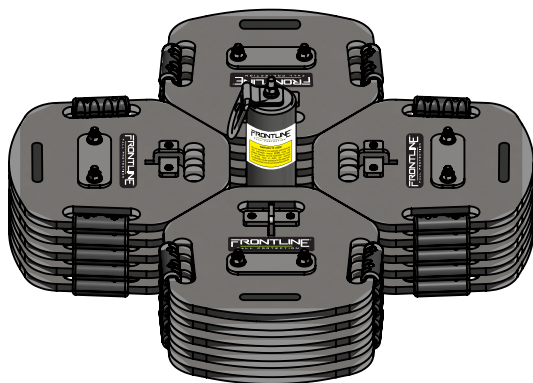
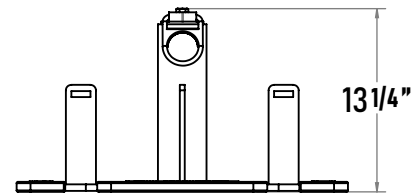
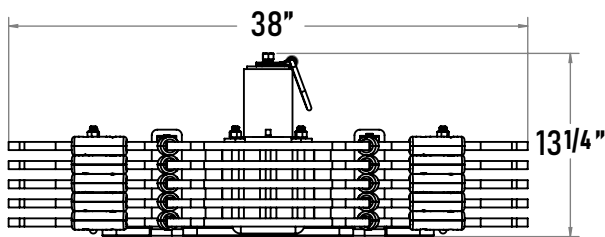
OSHA

1926

1910

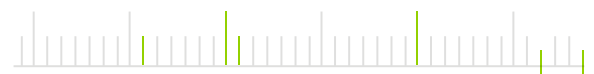
EN

795.2012



WARNINGS:

- Do not skip user instructions supplied with this product.
- Alteration or misuse of this product or failure to follow instructions may lead to serious injury or even death.
- Product must be lifted/rigged and approved under the supervision of a qualified person before lifting the anchor so the operation can be done safely. Frontline assumes no responsibilities on unsafe lifting/rigging practices.



FRONTLINE
FALL PROTECTION

www.frontlinefall.com info@frontlinefall.com

6 Lee Blvd, Malvern, PA 19355

Rev. Oct. 2023