

Extreme Bed Frame Assembly Instructions

Use with models: M33G, M33R, M46G, M46R, M50G, M50R, M66G, M66R, M60G, M60R

Parts included:

All frames include:

- (2) Side Rails
- (2) Cross Rails
- (2) Center Rails (None with Twin)
- (2) End Caps

Foot parts for M33G

- (4) Plastic Sockets
- (4) Glides

Foot parts for M33R

- (4) Plastic Sockets
- (4) Rollers

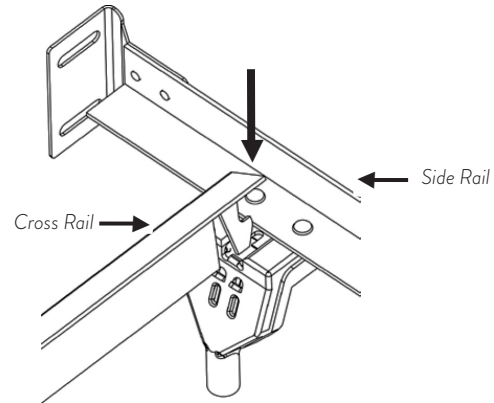
Foot parts for M46G, M50G, M66G, M60G

- (6) Plastic Sockets
- (6) Glides

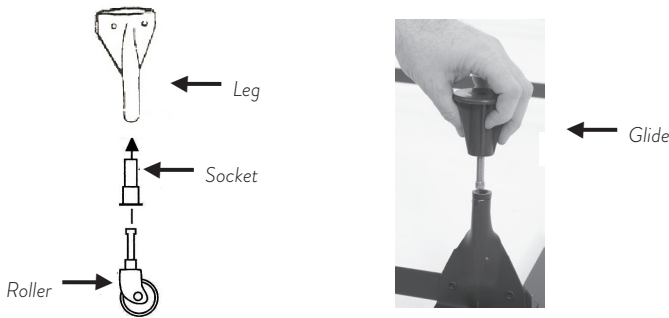
Foot parts for M46R, M50R, M66R, M60R

- (6) Plastic Sockets
- (6) Rollers

- 1 Set side rails out with the headboard brackets on the same end. Take the cross rail and insert one end into the slot at the top of the leg attached to the right side rail. Make sure the leg in the middle of the cross rail is facing towards the inside of the frame.
- 2 With one hand, hold the side rail so that the attached leg is vertical and the hook on the cross rail directly aligns to the slot on the side rail. Then, with the other hand, push straight down on the cross rail until it clicks into the plastic locking cap. Repeat with the other side, and with the other cross rail at the foot of the frame.



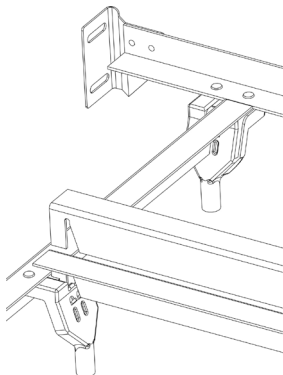
- 3 Install the sockets on the legs, including on the center rail. Then insert the glide **OR** roller into the sockets on all legs.



- 4 Slip the end caps over the foot ends of the side rails (opposite the headboard brackets).



- 5 For all sizes except Twin, the center rails will be attached last. After any headboard or footboard has been attached to the frame (using hardware included with the headboard/footboard), insert the ends of the first center rail into the slots in the legs at the middle of the cross rails. Press down. The rails will not lock. Then, do the same with the other center rail. The two center rails should be back to back.



To Disassemble the Bed Frame:

- Lift out the center rails.
- Locate the plastic locking cap that connects the cross rails to the side rails.
- Pull outward and up on the bottom of the plastic locking cap, and lift out the cross rail. Repeat on all rails.

