



High Pressure Spool Valve TS941 Series

The TS941 Series Spool Valve is based on a balanced spool design, to create a fast “ON/OFF” fluid dispensing function that is not affected by fluid input pressure.

The spool action displaces a portion of the fluid back into the nozzle during shut off. This creates an automatic “suck-back” anti-drip feature. An oil chamber is provided for use above the upper seal to create an additional liquid seal that will prevent moisture from being carried onto the spool. The design facilitates easy maintenance without the need for special tools. The valve is designed to be opened by air pressure and closed by a return spring (single acting). A port is provided so that the valve may be connected for air closing without the spring (double acting).

The TS941 Series side ports can be rotated to provide conveniently located valve connections. The hardened spool slides in high quality seals and is suitable for use with fluids having a viscosity of up to 3,000,000 cps at pressures of up to 2,500 psi (172.4bar).

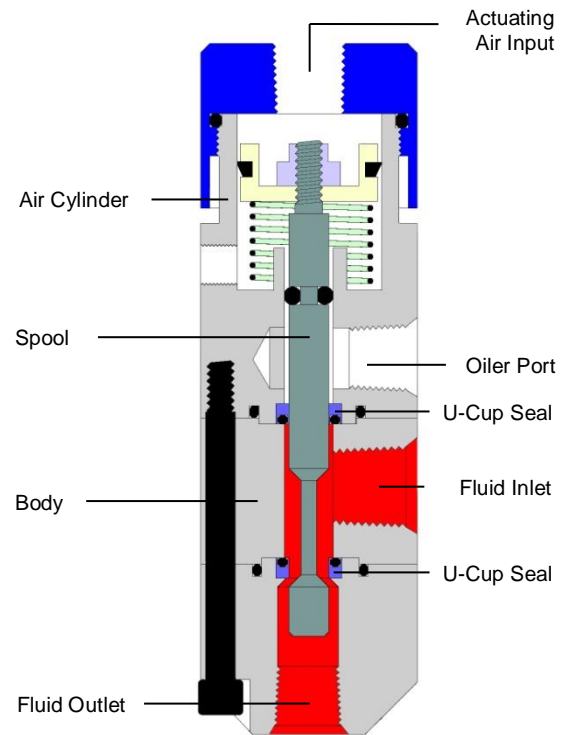
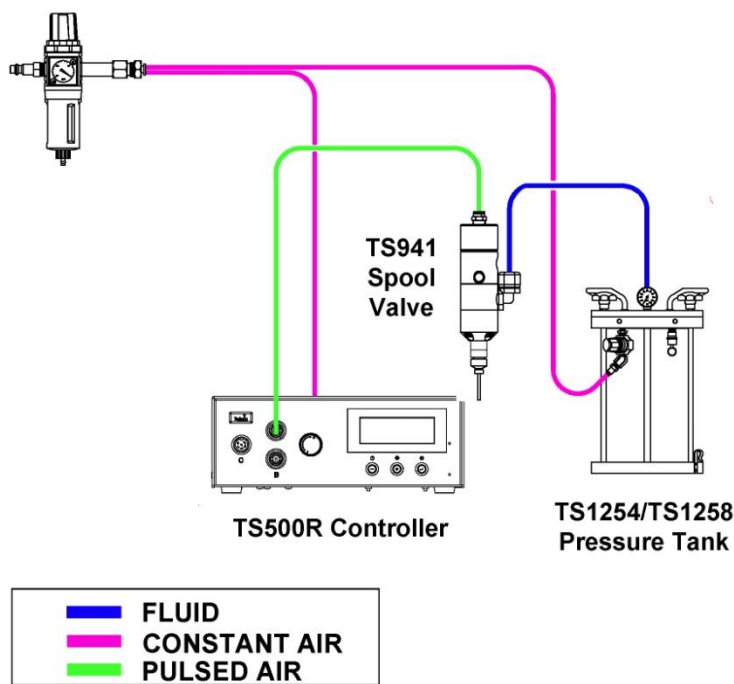
Key Features & Benefits

- Very fast dispensing output
- Fixed body and air cylinder position
- High quality seals extend cycle life
- Can handle very high fluid pressures

Typical Applications

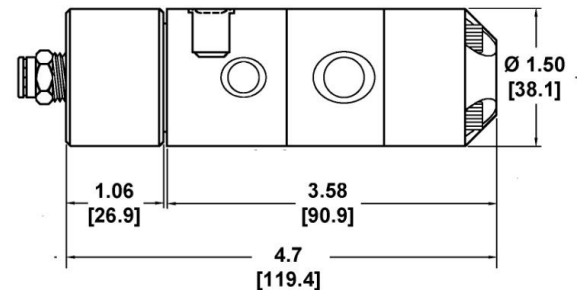
- Applying beads of silicone for gasketing applications
- Dispensing solder mask onto selected areas of PCBA's
- Dispensing grease in lubrication applications

TYPICAL SETUP



SPECIFICATIONS & PART NUMBERS

	TS941	TS941A
Size (Imperial):	4.7" Length x 1.50"	4.7" Length x 1.50"
Size (Metric):	119.4mm x 38.1mm	119.4mm x 38.1mm
Weight:	1.6 lb (728g)	1.6 lb (731g)
Fluid Inlet Port:	3/8" NPT female	1/4" NPT female
Fluid Outlet	1/4" NPT female	1/4" NPT female
Aux Air Inlet	1/8" female	1/8" female
Activation	70 psi (4.8bar) Min.	70 psi (4.8bar) Min.
Max Fluid	2500 psi (172.4bar)	2500 psi (172.4bar)
Operating	400+ cycles/min.	400+ cycles/min.
Mounting Port:	N/A	N/A
Viscosity	1 - 3 000 000cps	1 - 3 000 000cps
Wetted Parts:	303 SS, Hard Chrome plated Stainless Steel, UHMWPE, EPR	303 SS, Hard Chrome plated Stainless Steel, UHMWPE, EPR



Dimensions are in inches [mm]

The valve is shipped with the following items:

- Oiler
- Valve air hose
- Luer lock fluid line
- Variety of Fluid inlet fittings

ACCESSORIES

- **Fluid reservoirs:** The valve can be fed from the TS1254 or TS1258 Pressure Tank, or from any size cartridge.
- **Suck back control cap:** The suck back stroke can be adjusted with the 934-003-000 suck back control cap.
- **Dispensing Tips:** Dispensing nozzles are recommended for this valve type.