



# Amber

---

design studio tecnico La.co



# Amber

---





**AMBER S**

H H A h Kg 2  
92 53 43 48 10 m<sup>3</sup>0,35



**AMBER**

H H A h Kg 2  
92 53 43 48 10 m<sup>3</sup>0,35




**AMBER S SG**

H H A h Kg 1  
123 51 42 81 11 m<sup>3</sup>0,27



**AMBER SG**

H H A h Kg 1  
123 51 42 81 11 m<sup>3</sup>0,27





# Ella

---

design studio tecnico La.co



# Ella

Ella S sg



Ella sg



Ella



Ella S



**ELLA S**

H H A h Kg 2  
87 52 41 49 10 m<sup>3</sup>0,35



**ELLA**

H H A h Kg 2  
87 52 41 49 10 m<sup>3</sup>0,35



**ELLA S SG**

H H A h Kg 1  
114 48 41 80 10 m<sup>3</sup>0,32



**ELLA SG**

H H A h Kg 1  
114 48 41 80 10 m<sup>3</sup>0,32





# Kylie

design studio tecnico La.co



# Kylie

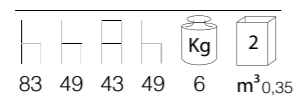
---







**KYLIE S**



83 49 43 49 6 m<sup>3</sup>0,35



**KYLIE**



83 49 43 49 6 m<sup>3</sup>0,35



**KYLIE S SG**



112 53 43 78 9 m<sup>3</sup>0,31



**KYLIE SG**



112 53 43 78 9 m<sup>3</sup>0,31





# Moon

design studio tecnico La.co



# Moon

---





**MOON DF**

H H A H Kg 2  
85 52 46 48 8 m<sup>3</sup>0,29



**MOON**

H H A H Kg 2  
85 52 46 48 8 m<sup>3</sup>0,29



**MOON DF P**

H H A H Kg 1  
85 56 58 48 9 m<sup>3</sup>0,34



**MOON P**

H H A H Kg 1  
85 56 58 48 9 m<sup>3</sup>0,34



**MOON DF sg**

H H A H Kg 1  
114 50 46 77 10 m<sup>3</sup>0,28



**MOON sg**

H H A H Kg 1  
114 50 46 77 10 m<sup>3</sup>0,28





# Elisabeth

design studio tecnico La.co



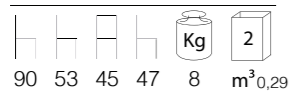
# Elisabeth

---

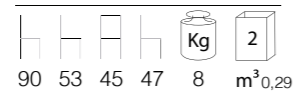




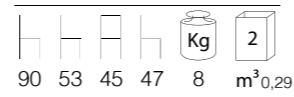
**ELISABETH DF**



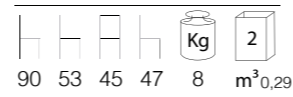
**ELISABETH**



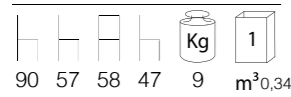
**ELISABETH I**



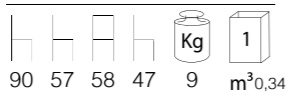
**ELISABETH S**



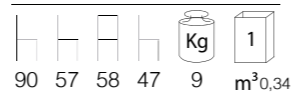
**ELISABETH DF P**



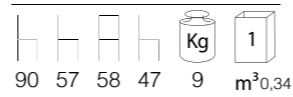
**ELISABETH P**



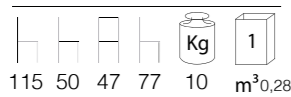
**ELISABETH I P**



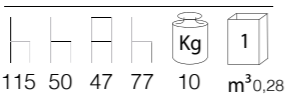
**ELISABETH S P**



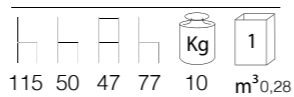
**ELISABETH DF SG**



**ELISABETH SG**



**ELISABETH I SG**



**ELISABETH S SG**





# Sunset

design studio tecnico La.co





# Sunset

---





**SUNSET S**

H H A H Kg 2  
82 49 43 48 6 m<sup>3</sup>0,35



**SUNSET**

H H A H Kg 2  
82 49 43 48 6 m<sup>3</sup>0,35



**SUNSET I**

H H A H Kg 2  
82 49 43 48 6 m<sup>3</sup>0,35



**SUNSET DF**

H H A H Kg 2  
82 49 43 48 6 m<sup>3</sup>0,35




**SUNSET S SG**

H H A H Kg 1  
110 54 45 76 9 m<sup>3</sup>0,36



**SUNSET SG**

H H A H Kg 1  
110 54 45 76 9 m<sup>3</sup>0,36





# Olivia

design studio tecnico La.co



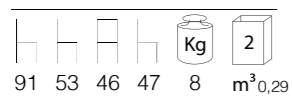
# Olivia

---

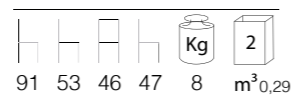




**OLIVIA I**



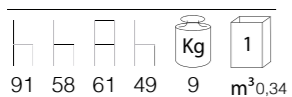
**OLIVIA R**



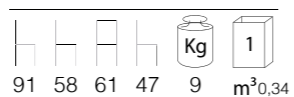
**OLIVIA DF**



**OLIVIA I P**



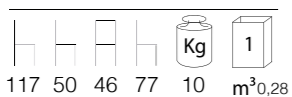
**OLIVIA R P**



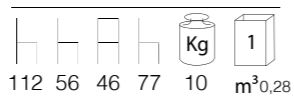
**OLIVIA DF P**



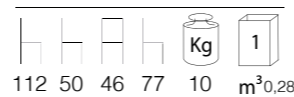
**OLIVIA I SG**



**OLIVIA R SG**



**OLIVIA DF SG**





# Madison

design studio tecnico La.co



# Madison

---





**MADISON L**

H H A H Kg 2  
83 50 42 49 10 m<sup>3</sup>0,35



**MADISON H**

H H A H Kg 2  
83 50 42 49 10 m<sup>3</sup>0,35



**MADISON DF**

H H A H Kg 2  
83 50 42 49 10 m<sup>3</sup>0,35



**MADISON L SG**

H H A H Kg 1  
115 48 41 80 10 m<sup>3</sup>0,27




**MADISON H SG**

H H A H Kg 1  
115 48 41 80 10 m<sup>3</sup>0,27



**MADISON DF SG**

H H A H Kg 1  
115 48 41 80 10 m<sup>3</sup>0,27







# Macky

design studio tecnico La.co



# Macky

---





MACKY

H	H	A	H	Kg	1
85	60	59	47	11	m <sup>3</sup> 0,35





# Yvonne

design studio tecnico La.co



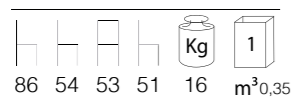
# Yvonne

---





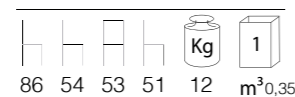
**YVONNE I**



**DISK FRAME**



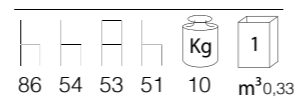
**YVONNE DF**



**STAR FRAME**



**YVONNE H**



**4 LEGS FRAME**



**YVONNE S**



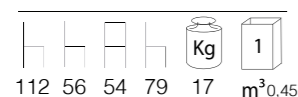
**SPIDER FRAME**

Il telaio cromato sedia e sgabello è compatibile con i vari modelli di scocche

Side and barstool chrome frame is compatible with all model shells



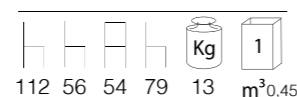
**YVONNE I SG**



**DISK FRAME**



**YVONNE DF SG**



**STAR FRAME**



**YVONNE H SG**



**4 LEGS FRAME**





# Emily

design studio tecnico La.co



# Emily

---

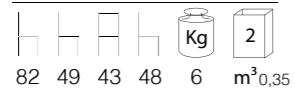






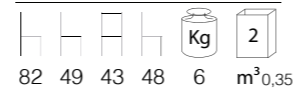
STAR FRAME

EMILY I

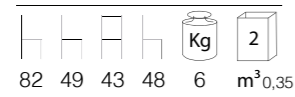


DISK FRAME

EMILY DF

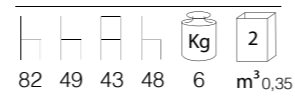


EMILY HI



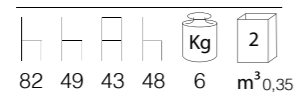
4 LEGS FRAME

EMILY L


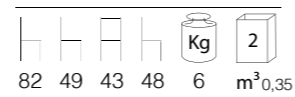


SPIDER FRAME

EMILY K



EMILY H





# Emily sg

---





STAR FRAME

EMILY I SG

H	H	A	h	Kg	1
123	51	42	81	11	m <sup>3</sup> 0,27



EMILY DF SG

H	H	A	h	Kg	1
123	51	42	81	11	m <sup>3</sup> 0,27



DISK FRAME

EMILY L SG

H	H	A	h	Kg	1
123	51	42	81	11	m <sup>3</sup> 0,27




4 LEGS FRAME

EMILY H SG

H	H	A	h	Kg	1
123	51	42	81	11	m <sup>3</sup> 0,27





# Rose

design studio tecnico La.co



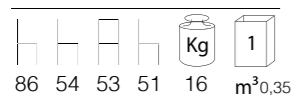
# Rose

---





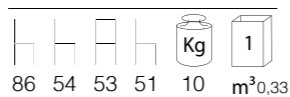
**ROSE I**



**STAR FRAME**



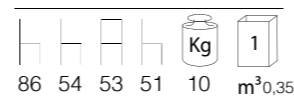
**ROSE DF**



**DISK FRAME**



**ROSE S**



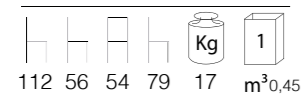
**4 LEGS FRAME**

Il telaio cromato sedia e sgabello è compatibile con i vari modelli di scocche

Side and barstool chrome frame is compatible with all model shells



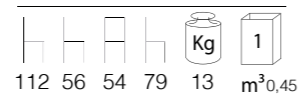
**ROSE I SG**



**STAR FRAME**



**ROSE DF SG**



**DISK FRAME**



**ROSE S SG**



**4 LEGS FRAME**





# Barbora

design studio tecnico La.co



# Barboara

---

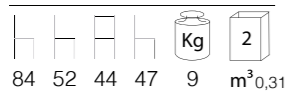




# BARBARA



**BARBARA SI**



**BARBARA H**



**BARBARA I**



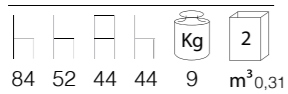
**BARBARA S**



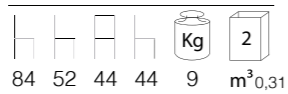
Il telaio cromato sedia, poltrona e sgabello è compatibile con i vari modelli di scocche  
Side, arm and barstool chrome frame is compatible with all model shells



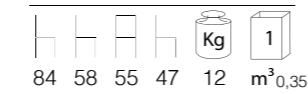
**BARBARA Q**



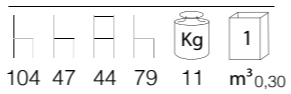
**BARBARA T**



**BARBARA A SI**



**BARBARA B SI**



## BARBARA DF



**BARBARA H DF**



**ELISABETH Q DF**



**BARBARA T DF**





# Bern

design studio tecnico La.co



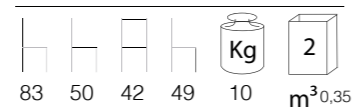
# Bern

---

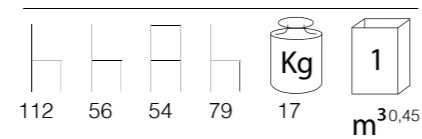




**BERN**



**BERN SG**





# Chloe

design studio tecnico La.co



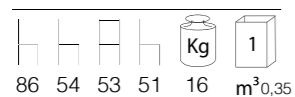
# Chloe

---

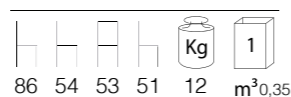




**CHLOE I**



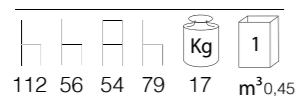
**CHLOE SI**



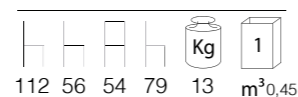
**CHLOE S**



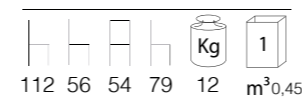
**CHLOE I SG**



**CHLOE SI SG**



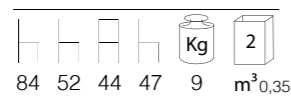
**CHLOE S SG**



**CHLOE DF**



**CHLOE L DF**



**CHLOE L DF SG**

