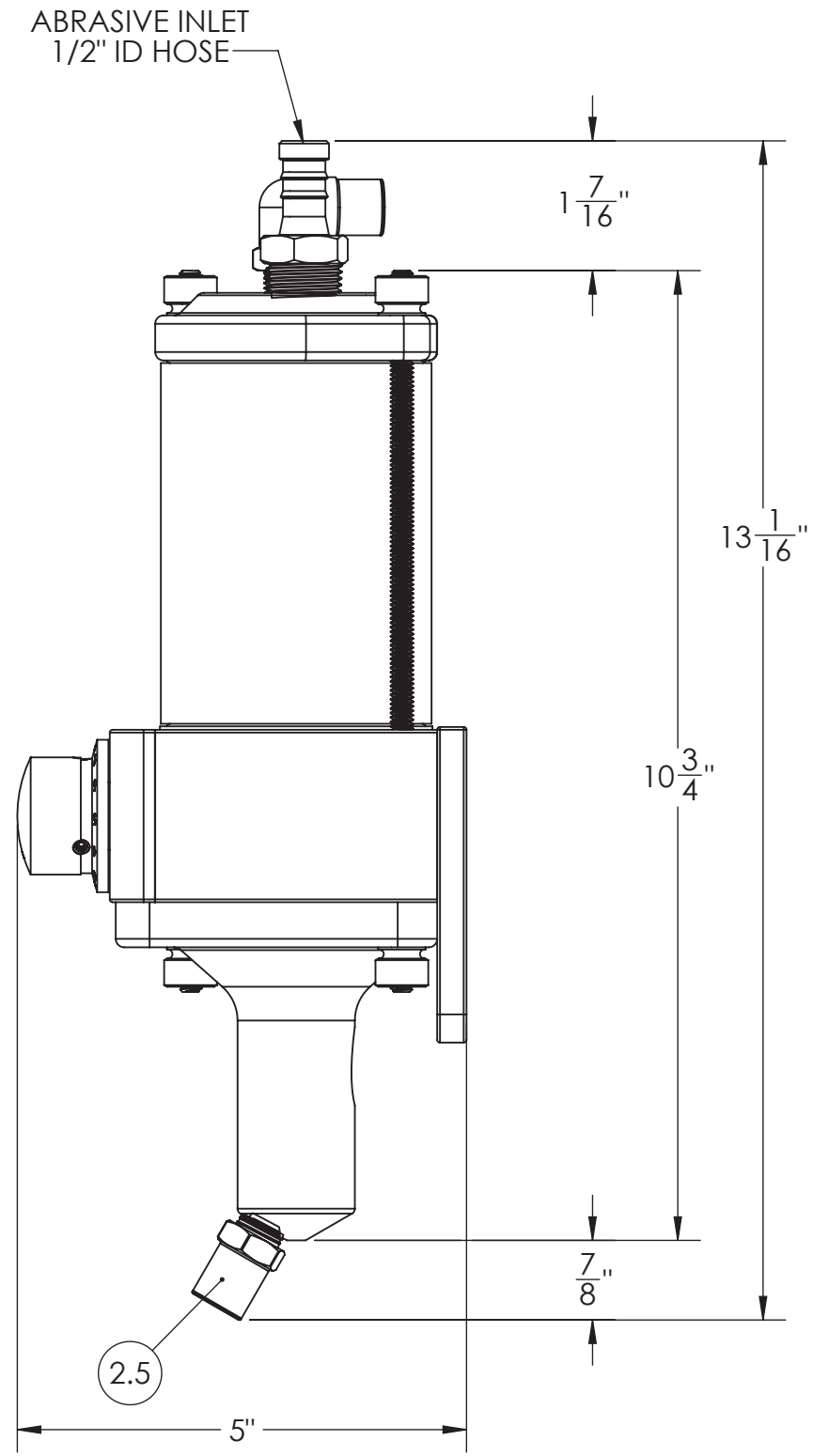
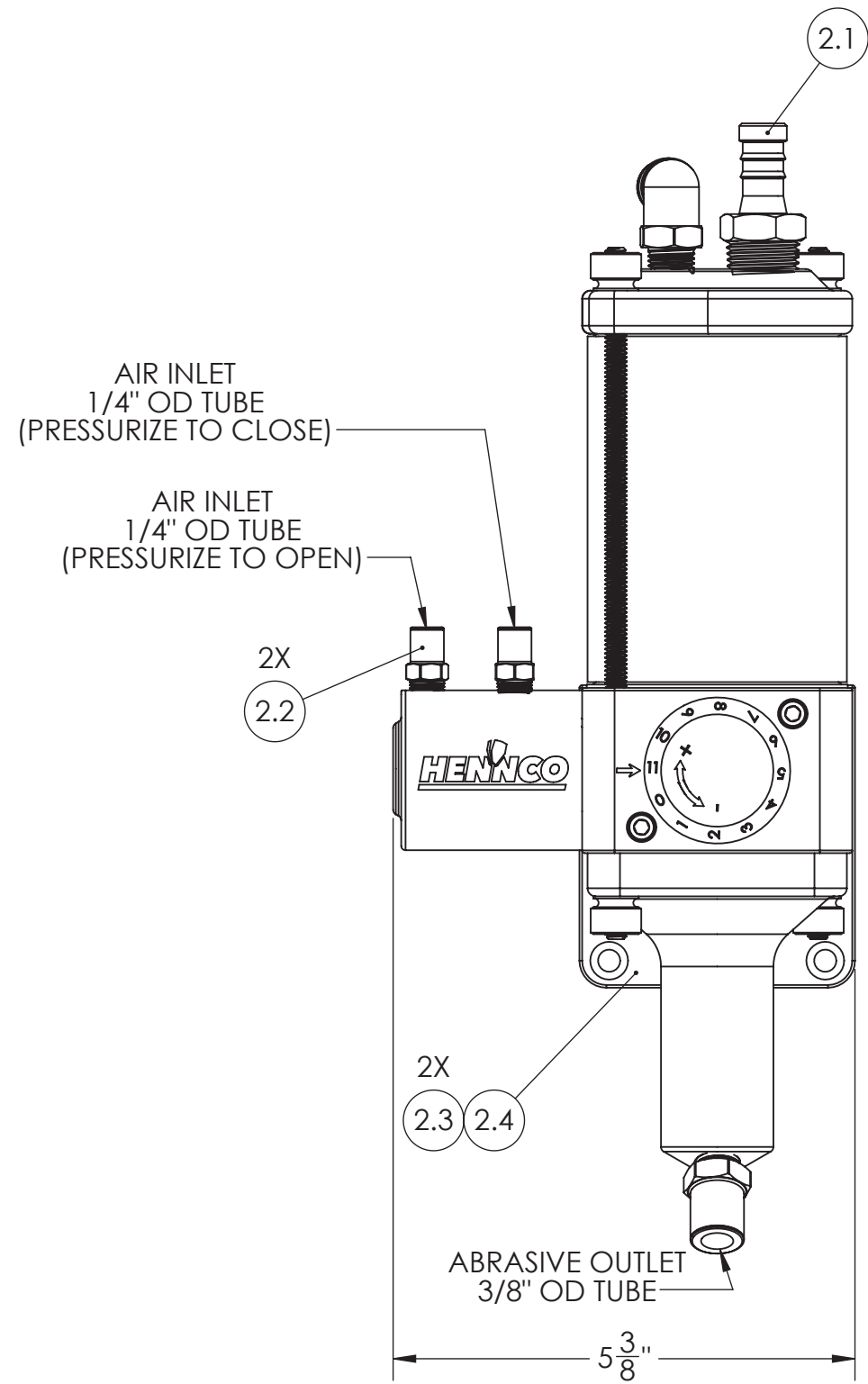


ITEM NO.	PART NUMBER	DESCRIPTION	QTY.
1	19001	MAIN ASSY; AMD, HWS	1
2	19073	KIT; AMD INSTALLATION, 1/2" IN, 1/4" AIR, 3/8" OUT, STD MTG	1
2.1	99044	HOSE FTG; 1/2" NPTM X 1/2" HOSE BARB, SS	1
2.2	99013	TUBE FTG; STRAIGHT, 1/8" NPTM X 1/4" TUBE	2
2.3	99024	FST; SHCS, 1/4-20 X .375, SS	2
2.4	19015	MOUNTING PLATE; AMD, HWS	1
2.5	99014	TUBE FTG; STRAIGHT, 1/4" NPTM X 3/8" TUBE	1



NOTES:
1. 50-80PSI OPERATING PRESSURE

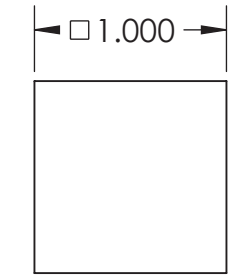
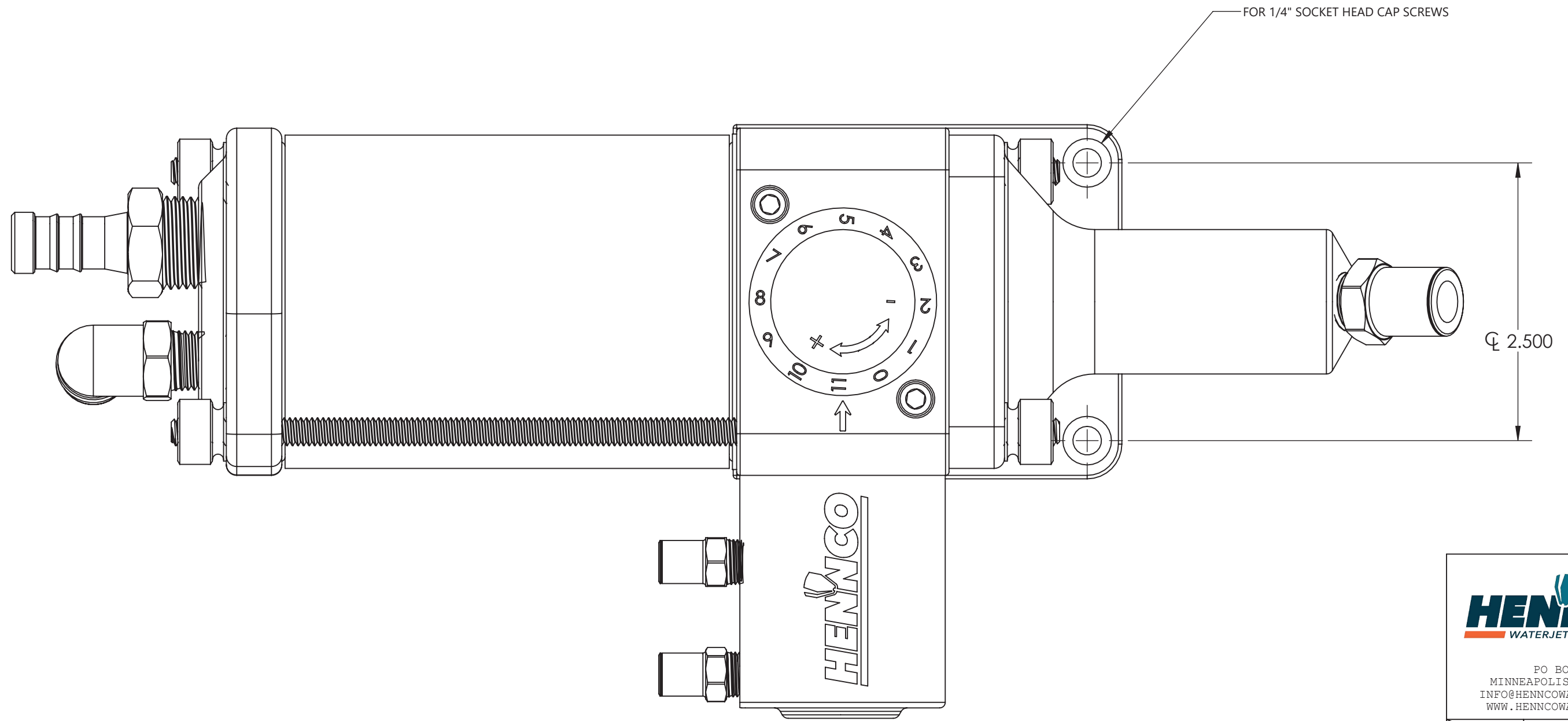
HENNCO
WATERJET SUPPLY

PO BOX 26
MINNEAPOLIS, MN 55304
INFO@HENNCOWATERJET.COM
WWW.HENNCOWATERJET.COM

	NAME	DATE
DRAWN	FOH	10/9/2018
SHEET 1/2	SCALE 1:2	SIZE B
DESCRIPTION		
ASSY; AMD, 1/2" IN, 1/4" AIR, 3/8" OUT, STD MTG		
PART ID 19025-1	REV A	

2

1



NOTES:
 1. THIS SHEET CAN BE USED AS A DRILL TEMPLATE WHEN PRINTED OUT AT ACTUAL SCALE - 1.000 x 1.000 SQUARE PROVIDED FOR REFERENCE

HENNCO
 WATERJET SUPPLY

PO BOX 26
 MINNEAPOLIS, MN 55304
 INFO@HENNCOWATERJET.COM
 WWW.HENNCOWATERJET.COM

	NAME	DATE
DRAWN	FOH	10/9/2018
SHEET 2/2	SCALE 1:1	SIZE B
DESCRIPTION		
ASSY; AMD, 1/2" IN, 1/4" AIR, 3/8" OUT, STD MTG		
PART ID 19025-1	REV A	

2

1