

LiquiLevel ST

LIQUID LEVEL INDICATOR FOR STORAGE TANKS


LiquiLevel ST Tank Level Indicator is an innovative float operated level system which always indicates the actual fluid level within the storage tanks, unlike other gauges which read 'back to front' What you see, is what you have within your tank/ The liquiLevel system is suitable for almost any type and shape of storage tank and is designed for a wide variety of applications.

Benefits

- No tank wall connection required, so no need to drain when installing to existing tanks installations.
- Suitable for all liquid storage tanks up to 10 mtrs tall using guide wire system.
- Simple and quick installation
- No need to enter tank for installation
- Shows true liquid level
- No Electrical supply or battery required.
- Low Maintenance.
- High quality components for a wide variety of chemical applications.
- Reliable and safe.

Principle of Operation

Operation of the LiquiLevel is by means of a float ball which moves up and down on top of the liquid inside the tank. The float is connected by a Polyester cord which runs through a simple pulley and counterweight system. The chemical resistant counterweight inside the tank ensures the Level indicator always stays the same level as the liquid stored within the tank, thus showing the true liquid level.



Installation

The LiquiLevel is supplied complete with fixing kit and installation template. The LiquiLevel should be installed as near to the tank access cover as possible for ease of installation and maintenance purposes.

Materials of construction

Standard materials of construction are shown overleaf. Other material options are available for specific applications when required.

Optional Extras

Longer cord for tanks up to 10 metres in height.
Guide wire system.


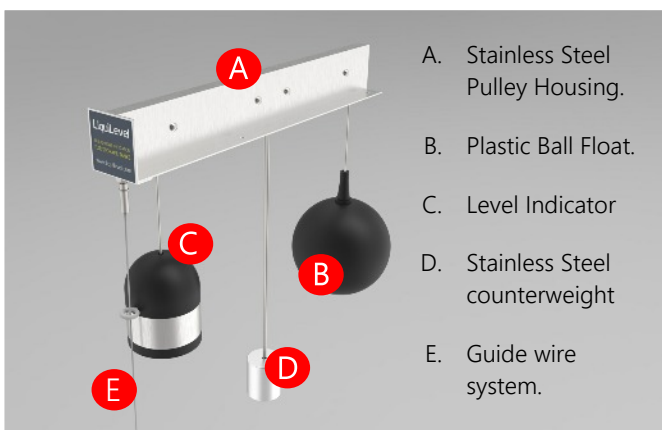


Image showing operation of LiquiLevel ST System. The external tank level indicator will always stay the same level as the fluid level giving an accurate indication of tank level.



LiquiLevel ST

GUIDE WIRE SYSTEM



The LiquiLevel Guide wire system is recommended for use on all LiquiLevel installations. The Guide wire system is simple and quick to install and designed to keep the Level indicator plumb to prevent it from being knocked, and from swinging from side to side in extreme weather conditions.

Benefits

- Easy and quick to install
- Longer cord life
- More accurate level indication
- Weather Resistant
- Can be retro-fitted to all storage tanks fitted with a LiquiLevel system.

Principle of operation

The Guide wire system is fitted to the LiquiLevel bracket at the top of the tank and is looped through a eyebolt at the base of the tank. Once tensioned, the Level indicator can move freely up and down the guide wire.

LiquiLevel ST Guide Wire System Kit.

- 5mtr/10 metre Wire kit c/w M6 x 45mm Threaded male fastener.
- 1 Gripple adjustable Gripple Fastener.
- 2 M6 St. St. Hex Nuts & Washers.
- M6 X 73mm Eyebolt ground shield anchor (for masonry base fixing)
- M6 x 20mm Black Eyebolt and Nut.
- Installation instructions.



Installation

The Guide wire has an M6 Male threaded stud end which is screwed on using M6 Nuts to the front base plate of the LiquiLevel bracket. The other end of the wire has a plain end which is looped through a Eyebolt and tensioned with the Guide wire fastener. The M6 Eyebolt is installed into the concrete tank base.

Materials of Construction

The Guide wire is suitable for outdoor use and is made of high quality corrosion resistant materials.

Optional Extras

10 metre guide wire for tanks over 5 metres. Contact our sales department for more information.

Product Range

LiquiLevel 5 metre Guide Wire System
Stock Number: 10050. (For tanks upto 5 mtrs high)
LiquiLevel 10 metre Guide Wire System
Stock Number: 10055. (For tanks upto 10 mtrs high)