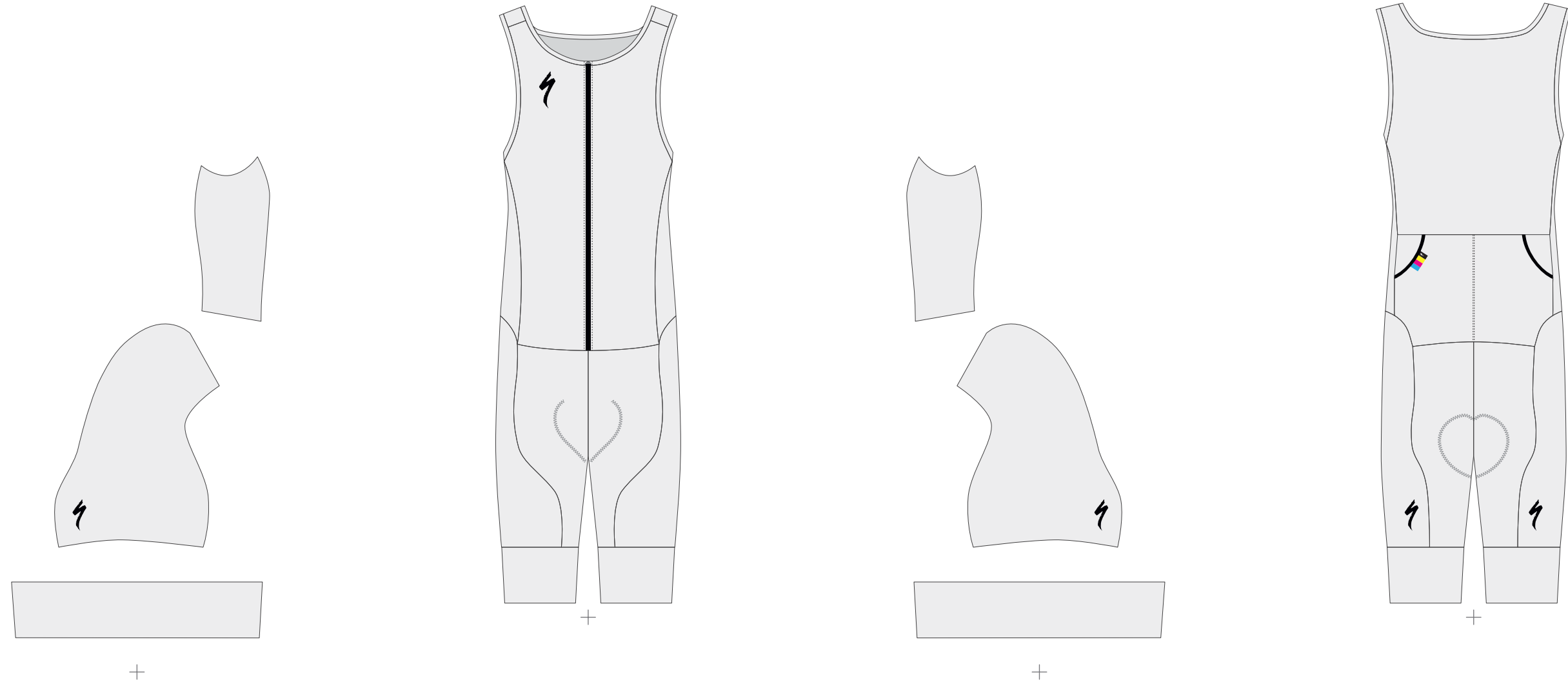


CLIENT: **Name**
DESIGNER: **Name**



WOMEN'S
TRI / SUIT SLEEVELESS
STYLE / 63118-820 TRI SLEEVELESS SUIT

PLEASE NOTE:
Mock-ups are based on a size Medium.
Logos and artwork must be in vector format.
Position and scale of art is approximate relative to production.
Specialized "S" logo must be placed on either the right or left chest.
Designs that are placed across seams are not guaranteed to line up in production.
Please extend artwork beyond red box to ensure accurate placement for all size runs.
Production starts only after final approval of artwork and deposit.



BLACK
ZIPPER




NEON




NEON




PMS




PMS




PMS




PMS




PMS




PMS




PMS



PMS



PMS



PMS

PLEASE LIST ALL COLORS USED IN ARTWORK
(ADDITIONAL COLORS MAY BE USED)