




Project Type Instructions	Date: July 13 2022 Customer: Thermor Ltd Job Number: TH4620 Item Number: 32704 Designer: Alex Vranjesevic	Revision: B	 Contact: Graphic's Department graphics@thermor-ins.com
UPC (For Reference Only)  0 60476 32704 9	Reason For Project: New Item: New Branding: Design Update: N/A: X	Artwork is not to be amended or scaled. If any changes are required please send through Thermor office with instructions, and we will amend here and resend artwork through. PLEASE RETURN WITH SIGNATURE	Colour Breakdown 



32704 / TH4620 CHARACTER FLEX-TIP THERMOMETER

Thank you for purchasing the BIOS Diagnostics Character Flex-Tip Thermometer. To correctly utilize all the advantages of this product, please familiarize yourself with these operating instructions before using the thermometer for the first time. Keep the instructions in a safe place for future reference.


INDICATIONS FOR USE:

This digital thermometer (32704) is intended to measure the human body's temperature in regular mode, orally, rectally or under the arm. This device was designed to be reusable for clinical or home use, on people of all ages.

SAFETY INFORMATION:

- High, prolonged fever requires medical attention, especially for young children. Please contact your physician should this occur.
- This thermometer contains small pieces that can pose a choking hazard. **Do not** allow children to take their own temperatures unattended.
- Keep battery away from children, harmful if swallowed.
- **Do not** open the thermometer except to replace the battery.
- To avoid damage to the probe, **do not** bend beyond a 45° angle.

HOW TO TAKE A TEMPERATURE:

1. Select oral, underarm or rectal as your measurement site based on each individual. Clean thermometer with soap and water prior to use.
2. Push the operating button located beside the display window. The thermometer will beep and the display will read: . This is a function check indicating that the unit is working properly. Should there be a reading in the memory it will then appear. Immediately after 37.0°C / 98.6°F will appear then, "L_B°" with the °C/°F flashing and the "M" gone, will indicate that the thermometer is ready for use.

IMPORTANT: "L_B°" does not refer to the battery level.

3. While taking a temperature, the °C/°F symbol flashes as long as the temperature increases.
 4. A beep will sound for 10 seconds indicating that the peak temperature has been reached. If the temperature is above 37.8°C / 100°F rapid beeps will sound indicating a fever.
- NOTE:** The LCD will display "L_B°" if the measurement taken is below 32.0°C / 90°F. It will display "Hi°" if the measurement is above 43.0°C / 109.9°F.
5. To prolong the life of the battery, turn the thermometer off after each use by pressing the operating button briefly, otherwise the unit will turn off automatically in approximately 9 minutes.
 6. To switch the thermometer from °C to °F. Press and hold the operating button for 2 seconds when the thermometer is off. The thermometer will turn on and either °C or °F will be displayed.

ORAL USE:

- **Do not** drink hot or cold fluids, exercise, smoke or perform other activities prior to a measurement that will raise or lower temperature readings when compared to your normal, average temperature. The mouth should remain closed for up to 5 minutes before attempting a reading.
- Place the probe tip well under the tongue and wait until a beep is heard. Instruct children not to bite down on the probe.

UNDERARM (AXILLARY) USE:

- Wipe arm with a dry towel.
- Place the probe tip in the hollow of the armpit and bring arm down against the body and wait until a beep is heard.

RECTAL USE:

- Commonly used for babies, young children or when it is difficult to take an oral or underarm temperature.
- Lubricate the thermometer with a water-soluble personal lubricant or petroleum jelly.
- Gently insert the probe tip no more than 1/2 inch or 1.3 cm into the rectum, and wait until a beep is heard.




Do not force the tip into the rectum if resistance is encountered.

WHAT IS "NORMAL" BODY TEMPERATURE?

"Normal" body temperature varies from person to person and changes according to time of day and body location. The following table shows the temperature ranges:

	Fever Temperature	Temperature Ranges
Rectal*	Over 38°C / 100.4°F	36.6°C – 38°C / 97.8°F – 100.4°F
Oral (mouth)*	Over 37.5°C / 99.5°F	35.5°C – 37.5°C / 95.9°F – 99.5°F
Axillary (underarm)*	Over 37.2°C / 99°F	36.5°C – 37.2°C / 97.7°F – 99°F

*Fever definitions according to the Canadian Paediatric Society

Project Type Instructions	Date: July 13 2022 Customer: Thermor Ltd Job Number: TH4620 Item Number: 32704 Designer: Alex Vranjesevic	Revision: B	 Contact: Graphic's Department graphics@thermor-ins.com
UPC (For Reference Only)  0 60476 32704 9	Reason For Project: New Item: New Branding: Design Update: N/A: X	Artwork is not to be amended or scaled. If any changes are required please send through Thermor office with instructions, and we will amend here and resend artwork through. PLEASE RETURN WITH SIGNATURE	Colour Breakdown 

MEMORY RECALL:

This thermometer has a memory which allows recalling of the last temperature. To obtain this information, with the thermometer off, press the operating button. The screen displays **BB.B** then the last measurement which will be deleted after the next temperature is taken.

CLEANING AND DISINFECTING:

Before and after each use, clean the thermometer with warm soapy water and a soft cloth. Disinfect using a cotton and or ball moistened with alcohol. Never immerse in hot water or in harsh cleaning solutions.

CHANGING THE BATTERY:

When the "i" appears on the display, the battery is exhausted and needs replacing. Remove the battery compartment character lid located at the top of the thermometer and discard the old battery. Insert a new equivalent battery (LR41, 1.5V). Ensure the battery is correctly positioned with the "+" facing down or towards the back of the unit. Replace battery compartment lid.

SPECIFICATIONS:

Temperature Range:	32°C to 42.9°C (90°F to 109.9°F)
Accuracy:	±0.1°C, 35.5°C to 42°C (±0.2°F, 95.9°F to 107.6°F)
	±0.2°C under 35.5°C or over 42.0°C (±0.4°F under 95.9°F or over 107.6°F) at ambient temperature of 18°C to 28°C (64.4°F to 82.4°F)
Operating Environment:	Temperature: 5°C to 40°C (41°F to 104°F) Relative humidity: 15% to 95%
Storage and Transportation Condition:	Temperature: -20°C to 55°C (-4°F to 131°F) Relative humidity: 15% to 95%
Battery Type:	1 x 1.5V battery type LR41
Battery Life:	Approx. 200 hours



Read the instruction manual carefully before using this device, especially the safety instructions, and keep the instruction manual for future use.



Type BF Applied part



Batteries and electronic devices must be disposed of in accordance with the locally Applicable regulations, not with domestic waste.



IP22: Protected against solid foreign objects of 12.5 mm diameter and greater. Protected against vertically falling water drops when the device is tilted up to 15°.

LIMITED LIFETIME WARRANTY:

This BIOS Diagnostics Digital Thermometer has a limited lifetime warranty to be free of manufacturing defects for the life of the original owner. The warranty does not cover damage from misuse or tampering.

100% Satisfaction Guarantee

If at any time, you are not completely satisfied with the performance of this device, call our BIOS Medical Hotline and speak with a customer service representative, who will make arrangements to have the device repaired or replaced to your full satisfaction.

If you have questions regarding the operation of your thermometer call the

BIOS Medical Hotline: 1-866-536-2289

Should repair be necessary, return the unit with all component pieces. Enclose proof of purchase and \$5.00 for return shipping and insurance. Ship the unit prepaid and insured (at owners option) to:

Repair Department
16975 Leslie Street
Newmarket, ON L3Y 9A1
www.biosmedical.com
Email: support@biosmedical.com

Please include your name, return address, phone number, and email address. Thermor Ltd. will repair or replace (at Thermor Ltd.'s option) free of charge any parts necessary to correct the defect in material or workmanship.

Please allow 10 days for repair and return shipping.



BIOS | Medical
MANUFACTURED BY / FABRIQUÉ PAR :
THERMOR LTD.
16975 LESLIE STREET
NEWMARKET, ON L3Y 9A1
MADE IN CHINA / FABRIQUÉ EN CHINE
WWW.BIOSMEDICAL.COM