



Project Type Instructions	Date: May 28 2020 Customer: Thermor Ltd Job Number: TH1551 Item Number: 314BC Designer: Alex Vranjesevic	PO: 24737-00 Revision: A	 Contact: Graphic's Department graphics@thermor-ins.com
	Reason For Project: New Item: New Branding: Design Update: N/A: X	Artwork is not to be amended or scaled. If any changes are required please send through Thermor office with instructions, and we will amend here and resend artwork through. PLEASE RETURN WITH SIGNATURE	Colour Breakdown 

UPC (For Reference Only)



BIOS

Weather™

314BC

Indoor / Outdoor Suction Cup Window Thermometer Instructions

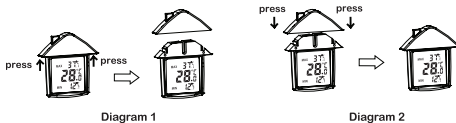
This Suction Cup Thermometer measures and displays indoor or outdoor temperature with min/max memory. Its convenient suction cup makes it easy to stick to the interior or exterior of any window in your home.

Getting Started

- To turn the unit on, remove the top of the thermometer by pushing up on both sides (see Diagram 1).
- Once the top is removed, pull the plastic tab that is located behind the battery. The thermometer will turn on.
- Replace the top of the thermometer by pushing down until a click is heard (see Diagram 2).

Time

- Press the **SET** button to select 12/24 hour format.
- To set the time, press and hold the **SET** button for 2 seconds.
- The hour digits will flash, press the **UP** button to adjust the hour. Press the **SET** button to confirm.
- The minute digits will flash, press the **UP** button to adjust the minutes. Press the **SET** button to confirm.



°C/°F Switchable

The default measurement for temperature is °C, press the **UP** button to toggle between Celsius and Fahrenheit.

Min/Max Memory

The minimum and maximum temperature memory clears everyday at 12:00PM.

Indoor and Outdoor Placement



When placing the thermometer indoors, ensure the suction cup is on the back of the thermometer. To place outdoors, remove top of the thermometer (see Diagram 1) and flip the top so the suction cup is on the front of the thermometer.

One Year Warranty

If this product proves to be defective in material or workmanship within one year of purchase, please return it to the address below. It will be repaired or replaced without charge upon receipt of the unit prepaid with \$5.00 to cover handling, packaging and return postage. Please include proof of purchase, your full name, address, daytime phone number or email address.

MANUFACTURED BY / FABRIQUÉ PAR :
THERMOR LTD.

16975 LESLIE STREET
 NEWMARKET, ON L3Y 9A1
 MADE IN CHINA / FABRIQUÉ EN CHINE