



**BRAVUR**  
SINCE NOW

# Thank You!

Thank you for purchasing a Bravur watch!

In this manual you can learn more about your watch and how to take care of it.

We hope you will be happy with your watch for many years. In case of anything, don't hesitate to contact us.

Best regards,

Johan & Magnus,  
Founders of Bravur

# 01.

---

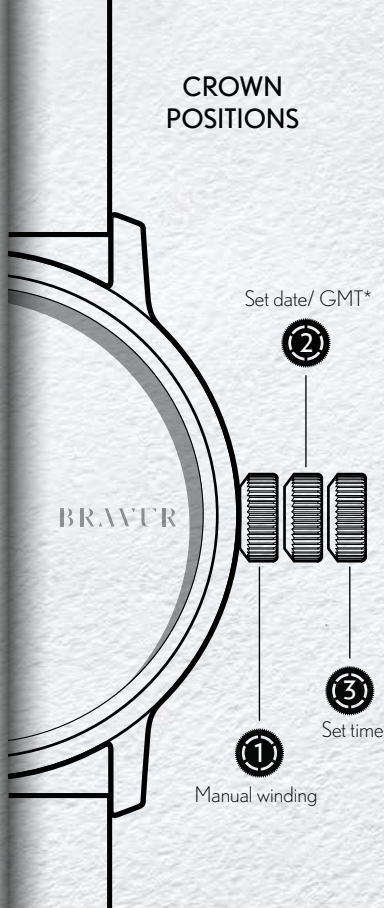
## Content

- 02. Set time & date
- 03. Adjust strap length
- 04. Care & maintenance
- 05. Watch specifications
- 06. Measurements
- 07. Warranty
- 08. Contact information

# 02.

Set time  
& date

## CROWN POSITIONS



## CROWN POSITIONS



In case your watch has stopped after not being used for a period of time, it's recommended to manually wind it to start. This is done with the crown in position 1, which is its normal position during use. The crown should be turned clockwise, approximately 15 turns.

The crown must be in position 1 to be protected from water.



Turn the crown counterclockwise for adjustment of date. Do not set the date between 9 PM and 1 AM as this will make the date shift at noon instead of midnight.

\*Turn clockwise for adjustment of GMT hand.

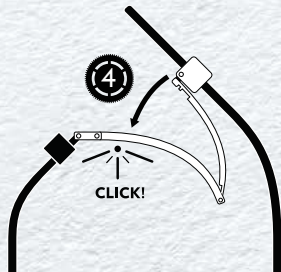
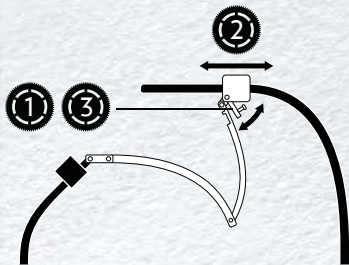


To set the time, pull out the crown two steps from position 1. Please note that the second hand will stop in this position.

*\* Applies only to GMT models*

# 03.

Adjust strap  
length



- ① Open the clasp
- ② Adjust length
- ③ Close the clasp
- ④ Close the buckle

# 04.

---

## Care & maintenance

Please follow these guide lines to get the best out of your watch.

### **Movement**

If the watch is worn daily for about 12 h, the movement is automatically winded by its rotor and no manual winding is needed. However if the watch has stopped since not used for a period of time manual winding is recommended to start it. This is done with the crown in position 1. The crown should be turned clockwise, approximately 15-20 turns.

To fully wind the movement 65 turns are required. Daily manual winding is not recommended since the movement is not designed for this.

The accuracy stated in the specifications section may change over time. As a mechanical watch, quartz watch accuracy cannot be expected.

### **Magnetic fields**

Avoid placing your watch on electronic units which can generate strong magnetic fields,

e.g. loudspeakers, since this can affect the watch performance.

### **Shocks**

It is recommended to avoid exposing your watch to mechanical and thermal shocks, as it may damage your watch and delicate movement parts.

### **Service**

Your watch consists of hundreds of small parts and needs service regularly to maintain its performance and accuracy. Full service is advisable every 4-5 years. It is recommended to be performed by an approved watch maker or sent to Bravur service center. Contact us for more information.

### **Cleaning**

To clean your watch, use a tooth brush and some water and mild detergent. Do not rinse the watch under water and avoid the leather strap to come in contact with water.

### **Water resistance**

Your watch is tested to resist 5 ATM of static pressure. Please note that this is not equal to resistance in water. Your watch will withstand everyday use like light rain or high humidity, but please leave your watch on the poolside when going for a swim, and leave it outside the shower or sauna.

Gaskets and seals should be inspected and replaced by a watch maker to maintain full water resistance.

### **Leather straps**

Avoid leather and nubuck straps to come in contact with water, as it will shorten its life-span.

# 05.

---

## Watch specifications

### **Movement**

Swiss Made Sellita SW300-1, 25 jewels  
GMT: Swiss made Sellita SW330-1,  
25 jewels/  
Swiss Made ETA 2893-2, 21 jewels

### **Power reserve**

42 h

### **Frequency**

28 800 (4 Hz)  
8 beats per second

### **Accuracy**

Daily rate +/- 5 s/d  
Isochronism (after 24h) +/- 15 s/d

### **Manually winding**

Min. 65 turns to full power reserve  
(manual winding not needed during regular,  
daily use)

### **Case**

Solitär, Swedish stainless steel, 39 mm



**Case back**

Stainless steel (SB version)

Sapphire (DB version)

**Lug width**

20 mm

**Crystal**

Domed sapphire, inside anti-reflective  
coating.

**Water resistance**

5 ATM

**HANDBUILT IN  
SWEDEN**


06.

---

Measurements



Steel case back: **10,1 mm**  
Sapphire case back: **10,3 mm**  
GMT: **10,5 mm**



Steel case back



Sapphire case back

# 07.

---

## Warranty

Your Bravur watch has a full two year warranty from the original date of purchase.

The warranty covers any need of repair due to defects in the materials or workmanship under normal use.

Bravur obligations hereunder are limited to repair or replacement at its option.

The warranty excludes the strap/bracelet and excessive wear or damage to the case, plating, crystal or strap.

The warranty does not cover periodic service and maintenance.

Improperly or incorrectly performed service and maintenance, repairs or servicing voids the warranty. Any service and maintenance, repairs or servicing which requires opening of the case, must be performed by a properly qualified watchmaker.

# 08.

---

Contact  
information

**Bravur Watches AB**  
Katarina Bangata 33  
11639 Stockholm  
Sweden

[info@bravurwatches.com](mailto:info@bravurwatches.com)

[www.bravurwatches.com](http://www.bravurwatches.com)

