

## PRESTO W40

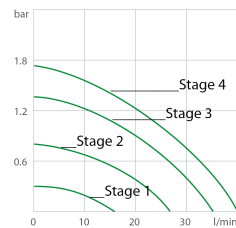
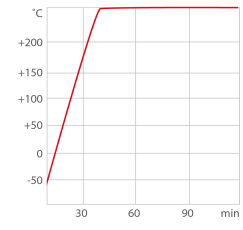
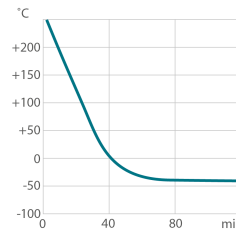
### Temperature Control System / Process System

Reactor temperature control, tests for all kinds of substances or temperature simulation – the new PRESTO are made for highly precise temperature control and rapid temperature changes. Highly efficient components allow extremely fast compensation of exothermic and endothermic reactions. Lab users benefit from high flow rates, constant pressure, and a controlled build-up of pump pressure. Permanent internal monitoring and self-lubricating pumps contribute to the new PRESTO's long service life. The integrated 5.7" industrial touch screen displays all important information clearly and concisely enhancing ease of use considerably.



### Your advantages

- For highly precise, external temperature applications
- Rapid heating and cooling
- Wide working temperature ranges without changing fluids
- Highest performance with small footprint
- Space-saving design optimizes space utilization in your lab
- NEW 5,7" industrial color TFT touch screen
- NEW USB (Host und Device)
- NEW Ethernet
- NEW SD-Card slot
- RS232 / optional RS485 / optional Profibus DP
- Stand-by input
- Water Cooled



- Cool-down time (thermal hl)
- Heat-up time (thermal hl)
- Pump capacity (thermal hl)

### Technical Data

Order No.	9421401						
Category	Temperature Control PRESTO						
Working temperature range (°C)	-40 ... +250						
Temperature control	ICC						
Temperature stability (°C)	±0.01 ... ±0.05						
Setting / display resolution	0.01 °C						
Integrated programmer	8x60 steps						
Temperature Display	TFT Touchscreen						
Heating capacity (kW)	2.7						
Cooling capacity (Medium: JULABO Thermal   Ethanol)	°C	200	20	0	-20	-30	-40
	kW	1.2	1.2	1	0.55	0.3	0.07

Pump capacity flow rate (l/min)	16 ... 40
Pump capacity flow pressure (bar)	0.3 ... 1.7
Pump connections	M24x1.5
Refrigerant stage 1	R507
Filling volume refrigerant stage 1 (g)	380
Global Warming Potential for R507	3985
Carbon dioxide equivalent stage 1 (t)	1.514
External Pt100 sensor connection	integrated
Digital interface	RS232, SD memory card, USB, Ethernet, Modbus, Alarm-out Optional: RS485, Profibus
Analog connection input / output	Optional
Ambient temperature	5...40 °C
Dimensions W x L x H (cm)	33 x 59 x 67
Weight (kg)	78
Sound pressure level (distance 1 m) max. (dBA)	53
Process volume min. (active heat exchanger volume) liters	3.5 (1.7)
Internal usable expansion vol. (liters)	2.7
Classification according to DIN12876-1	Classification III (FL)
Cooling of compressor	1-stage Water
Cooling water connection	G ¾" male with barbed fittings for tubing ½" ID
Cooling water consumption (l/min)	1
Cooling water temperature (°C)	<30
Cooling water differential pressure (bar)	0.5
Available voltage versions	208V/60Hz (-10/+15%) / 15A / Nema N6-20 Plug 230V/50Hz (+/- 10%) / 10A / CH Plug type SEV 1011 230V/50Hz (+/- 10%) / 13A / UK Plug type BS1363A 230V/50Hz (+/- 10%) / 16A / CEE 7/4 Plug type F

**Tip: Counter-cooling your PRESTO with a Recirculating Cooler**

If there is no cooling water, the PRESTO W40 can be cooled down with a recirculating cooler with a cooling capacity of 2 kW at a flow temperature of 15°C. The required circulating pump has to ensure a flow rate of 1 l/min at a counter-pressure of 0.5 bar. The recommended minimum tank volume is 10 liters.

## Characteristics

### Display

- TFT DISPLAY State-of-the-art display technology**  
TFT Display for comfortable user guidance, colored display of measurement values, graphs and control options, user-defined views

### Operation

- TOUCH Optimal ease of use**  
Touch screen for direct operation via display
- HELP Instructions inside**  
Help menus and explanations in plain text for all control options, help messages and warning messages
- MULTI LINGUAL Multilingual user guidance**  
Language selection for display of control options, notifications and warning messages via touchscreen
- ACCESS LEVELS Convenience for several users**  
Administrator level for customizing instrument settings, user levels with limited permissions for fast and safe defined access, password protection, all levels adjustable

### Temperature Control

- ICC For perfect results**  
'Intelligent Cascade Control', automatic & self optimizing adjustment of PID control parameters, temperature stability  $\pm 0.01\text{ }^{\circ}\text{C} \dots < \pm 0.2\text{ }^{\circ}\text{C}$
- TCF Full control**  
'Temperature Control Features', for individual optimization, access to all important control parameters, additional settings for band limit, limits, co-speedfactor etc.
- Pt100 Control from the external application**  
External Pt100 sensor connection for precise measurement and control directly in the external application
- ATC<sup>3</sup> Highest measuring accuracy**  
'Absolute Temperature Calibration' for manual compensation of a temperature difference, 3-point calibration

### Refrigeration Technology

- Consistent cooling capacity**  
Easily removable venting grid for quick and easy cleaning
- ACC 100 % Cooling capacity**  
'Active Cooling Control' for cooling available throughout the entire working temperature range, fast cool-down even at higher temperatures
- Energy saving cooling**  
Proportional cooling control for automatic adjustment of cooling power or temporary switch-off of compressor as needed to save up to 90 % energy in comparison to unregulated cooling machines

### Technical Features

- INTELLI PUMP Intelligent pump system**  
Reliable and consistent pump capacity, electronically adjustable pump stages or pressure value, automatic adjustment of pump capacity to viscosity
- ETHERNET Communication via networks**  
For the remote control of instruments via Ethernet networks, full access to all functions of the unit via a networkcapable PC
- USB Intelligent communication**  
USB connection for data exchange (e.g. service data) or for wireless remote control via WirelessTEMP®
- SmartCard Data exchange via SD-Card**  
For data exchange (e.g. service data) via SD memory card
- RS232/RS485 Connections according to standard**  
RS232/RS485 dual-interface for serial data transmission according to EIA-485 industry standard (2-wire bus technology), upgradable with Profibus DP
- 8x6B Comfortable program control**  
Integrated programmer for the execution of time and temperature dependant profiles, 8 temperature profiles with 60 steps max., with real time clock

- Quiet as a whisper**  
Efficient components produce only a minimal sound decibel level
- SIDE BY SIDE Space-saving footprint**  
All connections as well supply and exhaust air are located at the front or rear, no venting grids on the sides, units can be placed close to each other or the application
- 40 Continuous operation up to +40 °C**  
Robust temperature control instrument, continuous operation even at ambient temperatures of up to +40 °C
- EASY Transport Easy transport by one person**  
Ergonomic design facilitates moving and positioning by one person
- Backlit Filling level at a glance**  
Backlit indicator for selected pump stages and filling volume

### Warning & Safety Functions

- Early warning system for high/low temperature limits**  
Maximum safety for applications, optical and audible signal when limits are exceeded.
- Duplicate safety**  
Adjustable high temperature cut-off for internal tank and for integrated expansion vessel
- S3 For flammable bath fluid**  
Classification III (FL) according to DIN 12876-1
- BLACK BOX Quick support**  
If an error occurs, the integrated Black-Box function permits fast diagnosis by the JULABO service team