

PRESTO A30

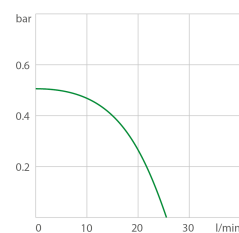
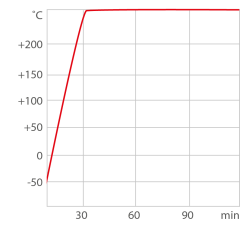
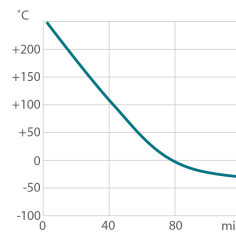
Temperature Control System / Process System

Reactor temperature control, tests for all kinds of substances or temperature simulation – the new PRESTO are made for highly precise temperature control and rapid temperature changes. Highly efficient components allow extremely fast compensation of exothermic and endothermic reactions. Lab users benefit from high flow rates, constant pressure, and a controlled build-up of pump pressure. Permanent internal monitoring and self-lubricating pumps contribute to the new PRESTO's long service life. The integrated 5.7" industrial touch screen displays all important information clearly and concisely enhancing ease of use considerably.



Your advantages

- For highly precise, external temperature applications
- Rapid heating and cooling
- Wide working temperature ranges without changing fluids
- Highest performance with small footprint
- Space-saving design optimizes space utilization in your lab
- 5,7" industrial color TFT touch screen
- USB (Host und Device)
- Ethernet
- SD-Card slot
- RS232
- Modbus
- RS485 (Accessory)
- Profibus DP (Accessory)
- Stand-by input
- Removable venting grid for simplified removal of dust



- Cool-down time (thermal hl)
- Heat-up time (thermal hl)
- Pump capacity (thermal hl)

Technical Data

Order No.	9420300
Category	Temperature Control PRESTO
Working temperature range (°C)	-30 ... +250
Temperature control	ICC
Temperature stability (°C)	±0.01 ... ±0.05
Setting / display resolution	0.01 °C
Integrated programmer	8x60 steps
Temperature Display	TFT Touchscreen
Heating capacity (kW)	2.7

Cooling capacity (Medium: JULABO Thermal Ethanol)	°C	200	100	20	0	-10	-20	-30
	kW	0.5	0.5	0.5	0.4	0.3	0.2	0.05
Pump capacity flow rate (l/min)	25							
Pump capacity flow pressure (bar)	0.5							
Pump connections	M24x1.5							
Refrigerant stage 1	R507							
Filling volume refrigerant stage 1 (g)	314							
Global Warming Potential for R507	3985							
Carbon dioxide equivalent stage 1 (t)	1.251							
External Pt100 sensor connection	integrated							
Digital interface	RS232, SD memory card, USB, Ethernet, Modbus Optional: RS485, Profibus							
Analog connection input / output	Optional							
Ambient temperature	5...40 °C							
Dimensions W x L x H (cm)	25 x 59 x 62							
Weight (kg)	62							
Sound pressure level (distance 1 m) max. (dBA)	54							
Process volume min. (active heat exchanger volume) liters	2.4 (1.4)							
Internal usable expansion vol. (liters)	1.5							
Classification according to DIN12876-1	Classification III (FL)							
Cooling of compressor	1-stage Air							
Available voltage versions	208V/60Hz (-10/+15%) / 15A / Nema N6-20 Plug 230V/50Hz (+/- 10%) / 10A / CH Plug type SEV 1011 230V/50Hz (+/- 10%) / 13A / UK Plug type BS1363A 230V/50Hz (+/- 10%) / 16A / CEE 7/4 Plug type F							

Characteristics

Display



State-of-the-art display technology

TFT Display for comfortable user guidance, colored display of measurement values, graphs and control options, user-defined views



Instructions inside

Help menus and explanations in plain text for all control options, help messages and warning messages



Multilingual user guidance

Language selection for display of control options, notifications and warning messages via touchscreen

Temperature Control



For perfect results

'Intelligent Cascade Control', automatic & self optimizing adjustment of PID control parameters, temperature stability ± 0.01 °C ... $< \pm 0.2$ °C



Full control

'Temperature Control Features', for individual optimization, access to all important control parameters, additional settings for band limit, limits, co-speedfactor etc.

Operation



Optimal ease of use

Touch screen for direct operation via display



Convenience for several users

Administrator level for customizing instrument settings, user levels with limited permissions for fast and safe defined access, password protection, all levels adjustable

Pt100 Control from the external application
External Pt100 sensor connection for precise measurement and control directly in the external application

ATC³ Highest measuring accuracy
'Absolute Temperature Calibration' for manual compensation of a temperature difference, 3-point calibration

Refrigeration Technology

Consistent cooling capacity
Easily removable venting grid for quick and easy cleaning

ACC 100 % Cooling capacity
'Active Cooling Control' for cooling available throughout the entire working temperature range, fast cool-down even at higher temperatures

Energy saving cooling
Proportional cooling control for automatic adjustment of cooling power or temporary switch-off of compressor as needed to save up to 90 % energy in comparison to unregulated cooling machines

Technical Features

INTELLI PUMP Intelligent pump system
Reliable and consistent pump capacity, electronically adjustable pump stages or pressure value, automatic adjustment of pump capacity to viscosity

ETHERNET Communication via networks
For the remote control of instruments via Ethernet networks, full access to all functions of the unit via a networkcapable PC

USB Intelligent communication
USB connection for data exchange (e.g. service data) or for wireless remote control via WirelessTEMP®

SmartCard Data exchange via SD-Card
For data exchange (e.g. service data) via SD memory card

RS232/RS485 Connections according to standard
RS232/RS485 dual-interface for serial data transmission according to EIA-485 industry standard (2-wire bus technology), upgradable with Profibus DP

8x60 Comfortable program control
Integrated programmer for the execution of time and temperature dependant profiles, 8 temperature profiles with 60 steps max., with real time clock

Quiet as a whisper
Efficient components produce only a minimal sound decibel level

Space-saving footprint
All connections as well supply and exhaust air are located at the front or rear, no venting grids on the sides, units can be placed close to each other or the application

40° Continuous operation up to +40 °C
Robust temperature control instrument, continuous operation even at ambient temperatures of up to +40 °C

EASY Transport Easy transport by one person
Ergonomic design facilitates moving and positioning by one person

Filling level at a glance
Backlit indicator for selected pump stages and filling volume

Warning & Safety Functions

Early warning system for high/low temperature limits
Maximum safety for applications, optical and audible signal when limits are exceeded.

Duplicate safety
Adjustable high temperature cut-off for internal tank and for integrated expansion vessel

S3 For flammable bath fluid
Classification III (FL) according to DIN 12876-1

BLACK BOX Quick support
If an error occurs, the integrated Black-Box function permits fast diagnosis by the JULABO service team